

PRODUCT CATALOGUE 2019

AIR CONDITIONERS LINEUP



OUR MESSAGE

SOLUTIONS

SPLIT

MULTI SPLIT

VRF

VENTILATION

CONTROL SYSTEM & OPTIONAL PARTS

AIR TO WATER

SUPPORT



OUR SOLUTION for ALL LIFE SCENES



Fujitsu General provides comfortable and economical air conditioning systems that fit architectural trends and environmental awareness in Europe

– from business scene to lifestyle scene.



CONTENTS

004 OUR MESSAGE

Innovation & Globalization

- 006 Design for Future
- 008 Design for Comfort
- 010 Design for Control
- 012 History
- 014 World Wide Locations
- 016 Global Business Activities
- 018 Project References
- 020 Global Development & Production Bases
- 022 High Quality Development & Production Facilities
- 024 2019 New Products

028 SOLUTIONS

- 030 For Light Commercial
- 038 For Commercial
- 040 For Residential

PRODUCT LINEUP

042 SPLIT

118 MULTI SPLIT

170 VRF

214 VENTILATION

222 CONTROL SYSTEM & OPTIONAL PARTS

278 AIR TO WATER

296 SUPPORT

- 298 AIRSTAGE™ Support
- 300 AIRSTAGE™/RAC Support Tool
- 302 WATERSTAGE™ Support Tool
- 304 Quick Service & Maintenance
- 306 Service Tool
- 307 Web Monitoring Tool

OUR MESSAGE

Innovation & Globalization

Providing a Brand New Tomorrow to
Everyone on Earth



Design for Future



Design for Comfort



Design for Control



History



World Wide Locations



Global Business Activities



Project Reference



Global Development & Production Bases



High Quality Development & Production Facilities



OUR MESSAGE



Design for Future

We provide reliable technologies approved and cultivated in the European market where environmentally friendly regulations are very strict. We are working on making environmentally friendly products we can be proud of in the future in our research, development and manufacturing processes.

Our Pioneering Efforts Make Green Future

Approach to new energy efficiency standard Fujitsu General following the EU climate action plan 20/20/20 by 2020.

20% Less Primary Energy Use

Fujitsu General products with high efficiency and therefore low electricity

20% Less CO₂ Emissions

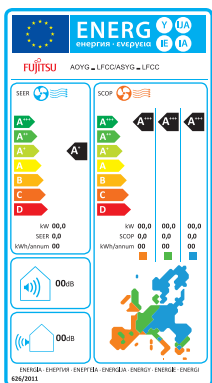
Fujitsu General products sharply following the F-gas regulation 517/2014

20% Share of Renewable Energy

Fujitsu General promoting air sourced heat pumps as renewable energy source heating systems

New Energy Labelling Requirement 626/2011/EU

Our Air Conditioners have reached the "Class A" ranking, the highest energy efficiency level that is now shown on energy labels in Europe.



SEER (Cooling mode)	SCOP (Heating mode)
A+++ SEER ≥ 8.50	SCOP ≥ 5.10
A++ 6.10 ≤ SEER < 8.50	4.60 ≤ SCOP < 5.10
A+ 5.60 ≤ SEER < 6.10	4.00 ≤ SCOP < 4.60
A 5.10 ≤ SEER < 5.60	3.40 ≤ SCOP < 4.00
B 4.60 ≤ SEER < 5.10	3.10 ≤ SCOP < 3.40
C 4.10 ≤ SEER < 4.60	2.80 ≤ SCOP < 3.10
D 3.60 ≤ SEER < 4.10	2.50 ≤ SCOP < 2.80
E 3.10 ≤ SEER < 3.60	2.20 ≤ SCOP < 2.50
F 2.60 ≤ SEER < 3.10	1.90 ≤ SCOP < 2.20
G SEER < 2.60	SCOP < 1.90



Green Aspect for Refrigerant



EU strengthen F-gas Regulation introduced 2014.

New EU F-gas Regulation aims prevention of emissions and reduction the use of higher GWP F-gases.

Key elements

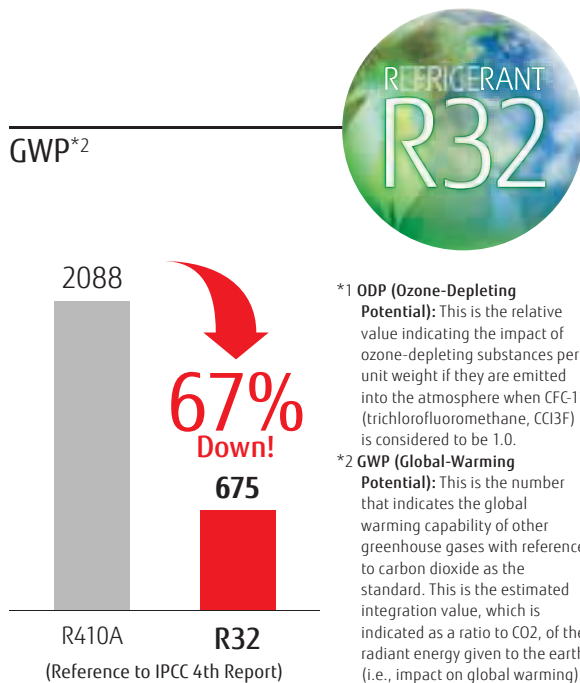
- Phase down approach
- Quota allocation
- Restrictions on the placing on the market
- Traceability of HFC contained in pre-charged equipment

Fujitsu General work on the reduction of HFC with innovative efforts

New refrigerant R32 for the reduction of the global warming potential.

Key points

- The ozone-depleting potential (ODP^{*1}) is 0!
- Environmental properties
- Performance
- Economic efficiency




Less is more

Space Noise Refrigerant

Less Space

Installation Space




Weight



Less Refrigerant

System Refrigerant Volume




Design with small refrigerant

Significantly reduce the system refrigerant volume by new small indoor unit, piping design and optimized heat exchanger volume design. The minimized refrigerant volume may allow the application to prevent the installation of a refrigerant leak detector required under EN 378.

Less Noise

Sound Power Level (8HP model)



Top Class Low Operating Sound

Top class low operating sound is realized. Highly suited to densely populated areas thanks to their low operating sound.

OUR MESSAGE



Design for Comfort

Fujitsu General has developed and commercialized numerous world-first technologies with a commitment to real comfort. This concept also applies to our designs. We will continue to pursue the possibilities of air conditioners and provide new comfort in the future.



*1, *2, *3, *4, *5

Comfort by Design with Advanced Technology

The Dual Side Fans equipped to our flagship "nocria X" model optimally control the airflow. Their distinctive form delivers comfortable airflow to the corners of room. The Power Diffuser opens the lower flap of the main unit to blow warm air downward. This heats up rooms from the floor to increase heating efficiency. Lambda Heat Exchanger improves the operating efficiency and expands the possibilities of design, such as compactness of indoor units. Moreover, we have developed the automatic cleaning of filters for the first time to ensure maintenance and operating efficiency. The airflow control system of nocria X is also applied to cassette type. 3 airflows create comfortable space. Fujitsu General is developing unique technologies to provide pleasant spaces.




*1: Announced 2012. In room air conditioner for the home (our company's investigation)
 *2: Announced 1994. In room air conditioner for the home (our company's investigation)
 *3: Announced 2012. In room air conditioner for the home (our company's investigation)
 *4: Announced 1991. In room air conditioner for the home (our company's investigation)
 *5: Announced 2018. In room air conditioner for the home (our company's investigation)

Comfortable Airflow



Comfortable airflow control to prevent the body from being exposed to airflow.



Beautiful Space Design

Design Award winning products
 Wall Mounted



KM Series



KG Series



LT Series



reddot design award winner 2012

Design

NEW




New 3D Flow Cassette

- Achieves a comfortable living space throughout the entire room using 3 airflows.*5
- The unit was designed to overcome a variety of installation limitations, which can occur at installation site.
- New air discharge design provides high intact and smooth discharge with reduced loss and top-class high energy saving performance.



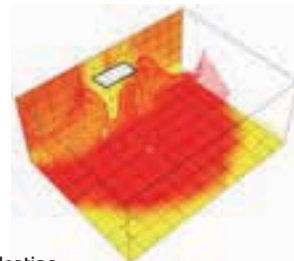
Temperature distribution during cooling and heating (when set to comfortable airflow)



Cooling

Cool airflow spreads out throughout the room so that there is a comfortable coolness anywhere in the room

*When cooling operation is stable with an outside air temperature of 35°C, a set temperature of 18°C and an air volume set to "Hi" in a 40 m² environmental our test room for the AUXS018GLEH



Heating

The spread of warm airflow near the floor⁶ is approximately 80% of the room – this is approximately three times that of conventional duct type air conditioners⁷ (Refer to the figure below)

*When heating operation is stable with an outside air temperature of 7°C, a set temperature of 30°C and an air volume set to "Hi" in a 40 m² environmental our test room for the AUXS024GLEH

*6: When heating operation is stable with an outside air temperature of 7°C, a set temperature of 30°C and an air volume set to "Hi" in a 40 m² environmental our test room for the AUXS018GLEH, the temperature distribution 10 cm above the floor was measured and the areas at 28°C or more were compared.

*7: Fujitsu General ARXK24GCLH duct type air conditioner

Less
is more

Space
Noise
Refrigerant

This fits grid ceiling system.
Compact Cassette
Grid type



Beautiful designs from all angles.
Cassette Circular Flow

OUR MESSAGE



Design for Control

Using the Internet of Things (IoT), Fujitsu General actively provides services that allow users to control air conditioners from their smartphones.

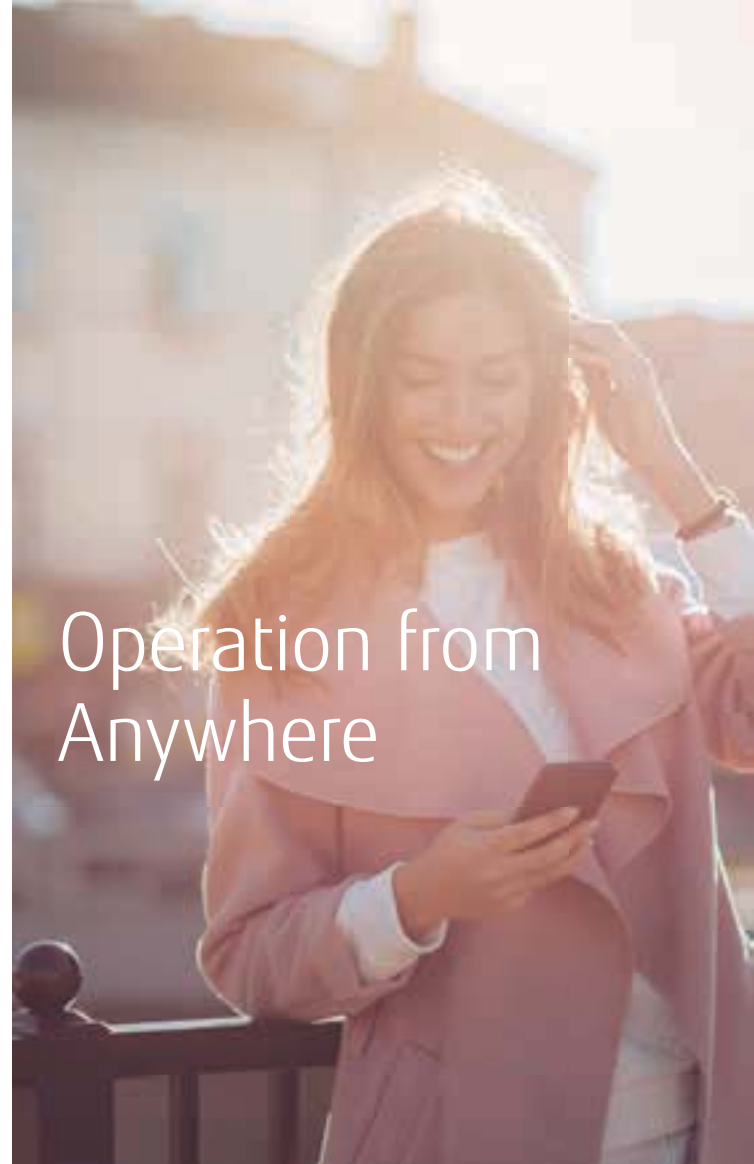
We will expand open co-creation efforts with external partners and deepen our use of IoT and artificial intelligence (AI) to develop new functions and services in efforts to develop secure, convenient air conditioners.

User Friendly Interface

User friendly screen display facilitates easy operation.

By using our Wireless LAN Interface and "FGLair" app, you can control your home's cooling and heating anytime and anywhere.

Get **FGLair™**
Download Free

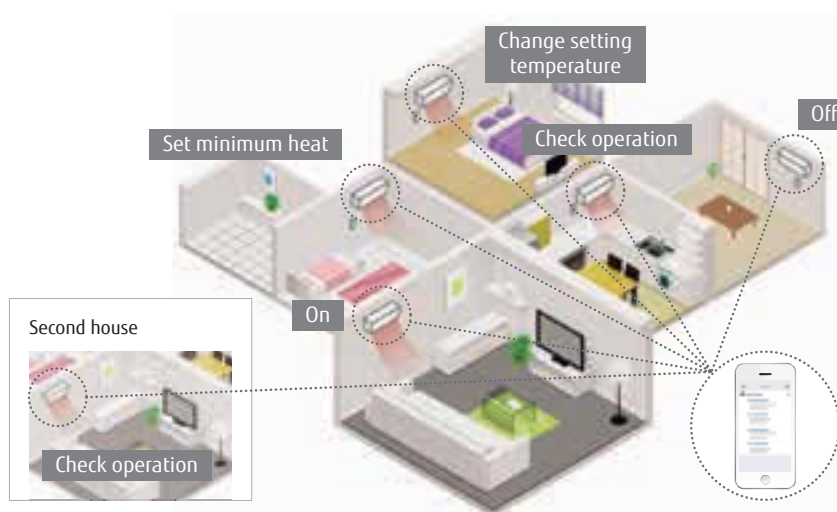


Operation from Anywhere




If you forget to turn off your system before you left your home - no problem!

"FGLair" is an application software that enables you to operate the Fujitsu General's air conditioner(s) with a mobile device from anywhere out of your home or when you are on travelling.




Wireless LAN Interface

The exclusive Wireless LAN adaptor enables to operate the air conditioner by smartphone or tablet PC from outside.



+

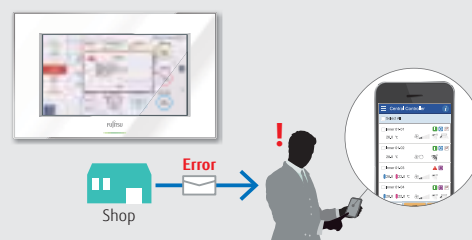


New Central Remote Controller for VRF

New Central Remote Controller allows many menus to display on the top screen by adopting touch panel screen. Necessary window pops up only by touching the menu you want to operate. More intuitive operation can be performed.

Remote monitoring/ Remote operation

New central remote controller can control your tenant's air conditioner anytime and anywhere.



OUR MESSAGE



History

1936 Established as Yaou Shouten Ltd.

Overseas Air Conditioning Business since 1971

1960: Air conditioning business starts. Japan-domestic business starts.

1971: Air conditioner exports to Middle East.
 1977: "Super Power, Super Quiet" series
 1982: Window type 3 Super series

AL/AX series



1985: Large wall mounted and multi air conditioner introduced.



For Residential



*1,*2 1991: Air conditioner with the world's first lambda heat exchanger
 1994: Air conditioner with the world's first power diffuser



*3 **2002**
 Air conditioner with the world's first automatic self-cleaning filter system



nocris

For Light Commercial

2004

Standalone type small VRF AIRSTAGE™ J series is released.

2006

VRF Heat Pump type Max. 42 HP AIRSTAGE™ V series is released.
 2009: Heat Pump Modular type Max. 48 HP AIRSTAGE™ V-II series is released.

2009

Air to Water system is released.



1950 ~

1970 ~

2000 ~

Manufacturing Company Establishment

1955: Headquarters in Kawasaki
 1964: Electronic components factory in Ichinoseki



1977: Air conditioner manufacturing company in Hamamatsu (now Hamamatsu business office.)
 1991: Air conditioner manufacturing company in Thailand.
 1994: Air conditioner manufacturing company in Shanghai, China.
 1998: Air conditioner motor manufacturing company in Thailand.

2006: VRF air conditioner manufacturer, sale, and service company in China.
 2007: Air conditioner technology building completed on Main Office group. Air conditioner R&D Center in Kawasaki
 2009: Operation of compressor factory begins in Thailand.



Fujitsu General (U.K.) Co., Ltd. (U.K.)



Fujitsu General (EURO) GmbH

Sales & Service Maintenance Company Establishment

1976: North America sales company
 1977: Europe sales company (UK)
 1978: Australia sales company / Europe sales company (Germany)
 1980: Brazil sales company
 1997: Asia sales company (Singapore)
 1998: Middle East sales company (UAE) / New Zealand sales company

2000: Air conditioner manufacturing and sale technical partnership in India
 2002: Taiwan sales company
 2006: China sales company

2011: High energy saving type AIRSTAGE™ J-II series is released.

2014: Small & lightweight outdoor unit AIRSTAGE™ J-IIS that has improved easy installation with a single fan



2016

Small VRF AIRSTAGE™ J-III that has advanced energy saving and easy installation is released.



2012

Heat Recovery Modular type AIRSTAGE™ VR-II max. 48 HP is released.

2014-15

Heat pump modular type AIRSTAGE™ V-III max. 54 HP ideal for large properties is released



2011

Hi-spec Design model is released.



2017

Flagship Wall Mounted models



2010 ~



2012: Joint venture in Thailand to manufacture compressors

2016: Commercial use air conditioner R&D Center in Thailand



2016: THE AIRSTAGE on Broadway in New York



2019 New Topic

2017-19

New small VRF AIRSTAGE™ J-III L suitable for diverse light commercial properties is released.



8-16 HP models & **New** 18 HP model



NEW

2019

New cassette style release.



3D Flow Cassette


NEW

2018-19

Environment-friendly new refrigerant R32 models are added.



NEW



Single / Multi Split



Multi Split

2019

Air to Water system High capacity models that increase heating efficiency are added to our lineup.



15/16/17 kW models



NEW

2019

Construction of new building to strengthen development capabilities at Kawasaki head office:

Base to create new value by combining internal and external knowledge



*3. Announced 2002. In room air conditioner for the home (our company's investigation) *4 Announced 2012. In room air conditioner for the home (Our company's investigation) *5: Announced 2018. In room air conditioner for the home (Our company's investigation)

OUR MESSAGE



World Wide Locations

Promoting Globalization from a global perspective while emphasizing the actual local situation in the field under the aim of advancing our five-base system (Europe, Middle East, Asia & Oceania, Americas, and Japan)



JAPAN Head Office



New Technology Research Building (Japan)




• Air conditioner solution center "THE AIRSTAGE" in Manhattan, New York

• Fujitsu General America, Inc.

• Fujitsu General Do Brasil Ltda.

14 Overseas Sales Companies



Fujitsu General Orient International Electronics Sales (Shanghai) Co., Ltd. (China)



Fujitsu General (Taiwan) Co., Ltd. (Taiwan)



Fujitsu General (Thailand) Co.,Ltd. Bangkok Office (Thailand)



Fujitsu General (Asia) PTE. Ltd. (Singapore)



Fujitsu General (EURO) GmbH (Germany)



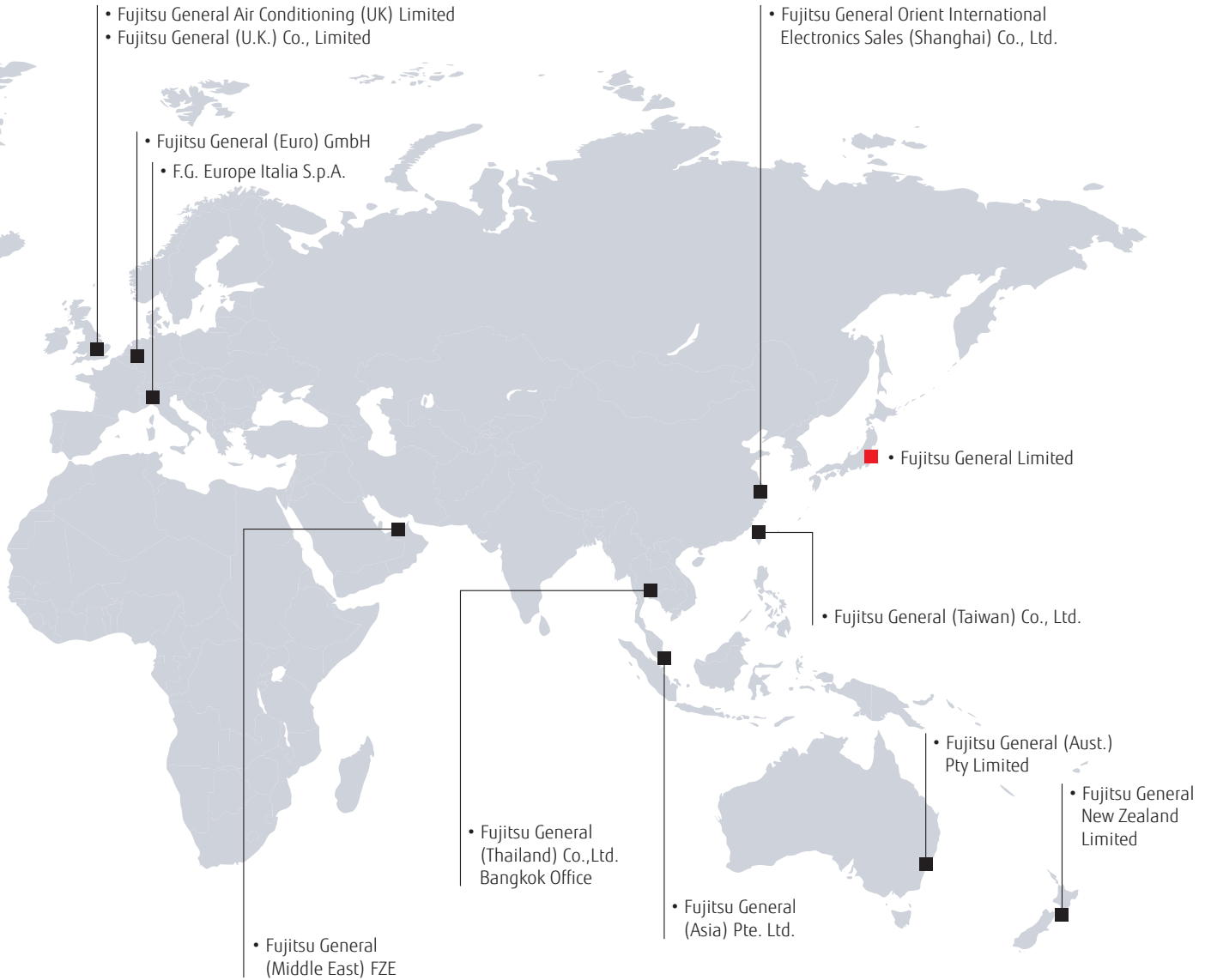
Fujitsu General (U.K.) Co., Ltd. (U.K.)



Fujitsu General Air Conditioning (UK) Limited (U.K.)



F.G. Europe Italia S.p.A. (Italy)



Fujitsu General (Aust.) Pty Ltd. (Australia)



Fujitsu General New Zealand Ltd. (New Zealand)



Fujitsu General (Middle East) FZE (U.A.E.)



FUJITSU GENERAL SOLUTION CENTER "THE AIRSTAGE" (U.S.A.)



Fujitsu General Do Brasil Ltda.(Brasil)



Fujitsu General America, Inc. (U.S.A.)

OUR MESSAGE



Global Business Activities



We are engaging in advertising, human resource development, CS activities, and social contribution activities worldwide. These activities have been recognized throughout different regions by the awards we have been honored with.

North/South America



AHR Expo



HVAC trade show in Brasil



Distributor meeting



Call center

Middle East



Exhibition



Exhibition



Technical seminar



Training for dealers

Europe



HVAC trade show in Europe countries



Presentation & training

International authoritative design awards



"Dealer Design Awards" of "the NEWS"



Gold Award (Category: HVAC & PLUMBING) in Reader's Choice Awards



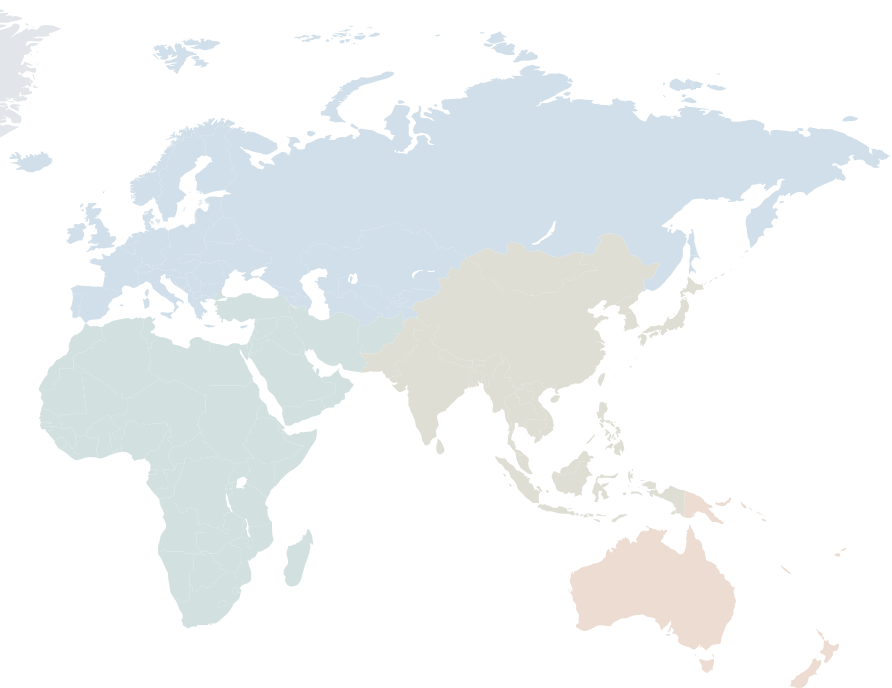
TOP OF MIND 2016" First prize in "MARCA DE EQUIPAMENTODE AR-CONDICIONADO" category of "CLIMATIZACAO" division



Super brand is the world's largest independent arbiter of branding



The iF Product Design Award is given each year by "iF International Forum Design GmbH" for industrial products from around the world.



Asia



New Product Presentation Meeting



VRF training



SE training



Call center

Oceania



HVAC trade show in Europe countries



HVAC trade show in Australia



ACR Show



Charity (Christchurch)



Service & Maintenance



reddot design award
winner 2012

The product design competition has existed since 1955. Its award, the "red dot", is an internationally recognized quality seal.



Coolworld Industry Awards
"Most Efficient Air
Conditioner"



Canstar Blue
Most Satisfied
Customers
Award



China State
Construction
Engineering Luban
Prize



The Good Design Award is sponsored by the Japan Institute of Design Promotion and is awarded once a year for an item of excellent design.

OUR MESSAGE



Project Reference

Our product is popular because of its high quality, energy saving, and easy installation, and so has been installed in a wide range of building types including high-rise office buildings, stores, hotels, public facilities, schools, hospitals and residential.

Fujitsu General's Products have been installed in over 50 countries worldwide.



1



2



3



4



5



7



6



8

For Light Commercial

- 1 Shop in Europe
- 2 Shop in Europe
- 3 Museum in Europe
- 4 Hotel in Oceania
- 5 Restaurant in Middle East
- 6 School in U.S.A.
- 7 Hospital in Asia
- 8 Shop in Asia



9



10



11



12

For Commercial

- 9 Office in Europe
- 10 Office in Europe
- 11 Office in Europe
- 12 Hotel in Asia



13



14



15



16

For Residential

- 13 Residential in Europe
- 14 Residential in Europe
- 15 Residential in Oceania
- 16 Residential in Middle East

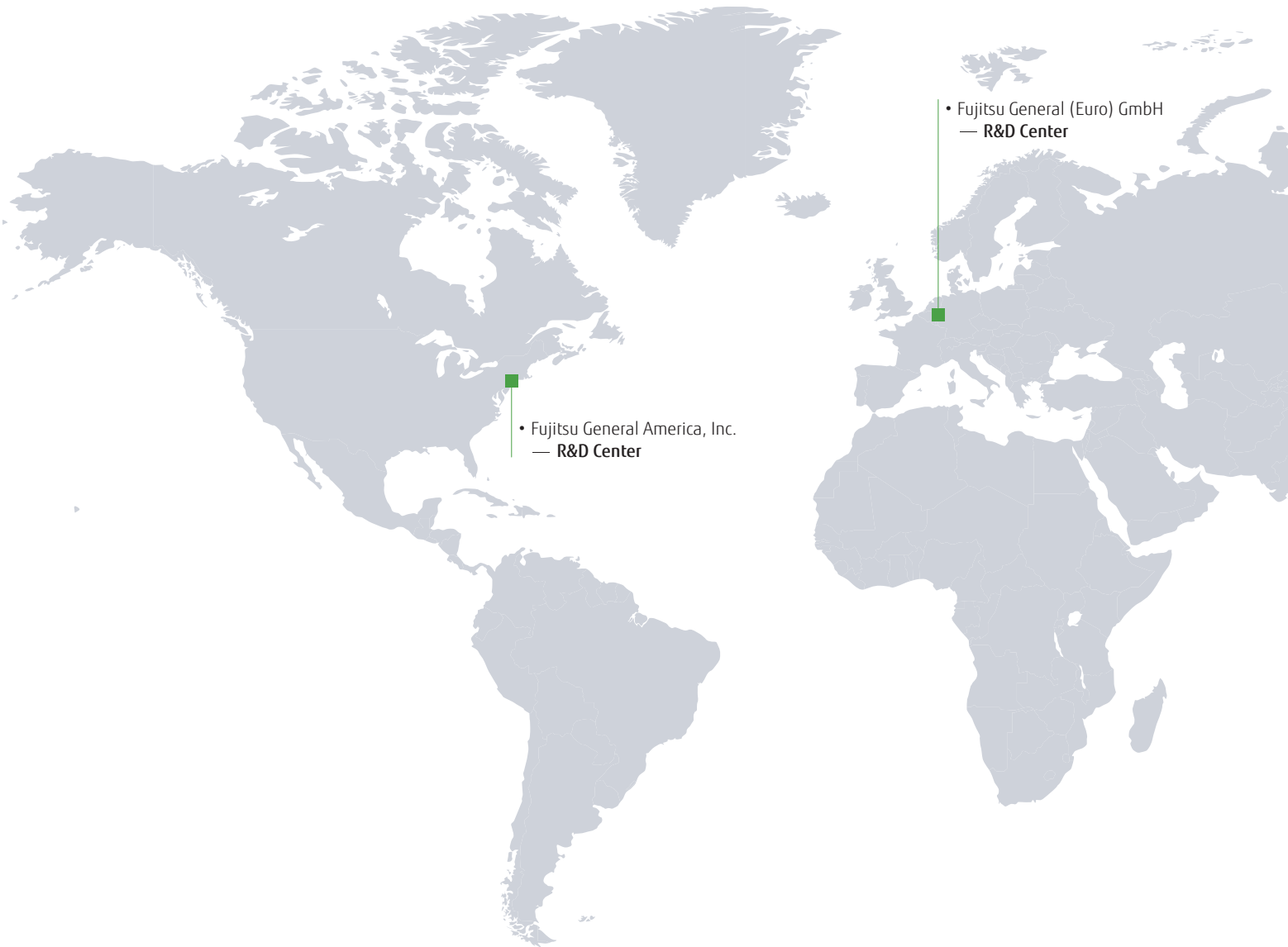
OUR MESSAGE



Global Development & Production Bases

R&D centers are set up in five countries of Japan, Europe, Asia, China and North America in the world. We pursue the environmental property and comfort to meet each area needs.

- • Head Office
- • R&D Center
- • Manufacturing Companies



R&D Center & **New** Technology Research Building



R&D Center in Fujitsu General (Shanghai)



R&D Center in Fujitsu General Engineering (Thailand)



R&D Center in Fujitsu General (EURO) GmbH (Germany)



R&D Center in Fujitsu General America (U.S.A.)

Overseas Manufacturing Companies



Fujitsu General (Shanghai) Co., Ltd. (China)



F.G.L.S Electric Co., Ltd. (China)



Fujitsu General Central Air-conditioner (Wuxi) Co., Ltd. (China)



Fujitsu General (Thailand) Co., Ltd. (Thailand)



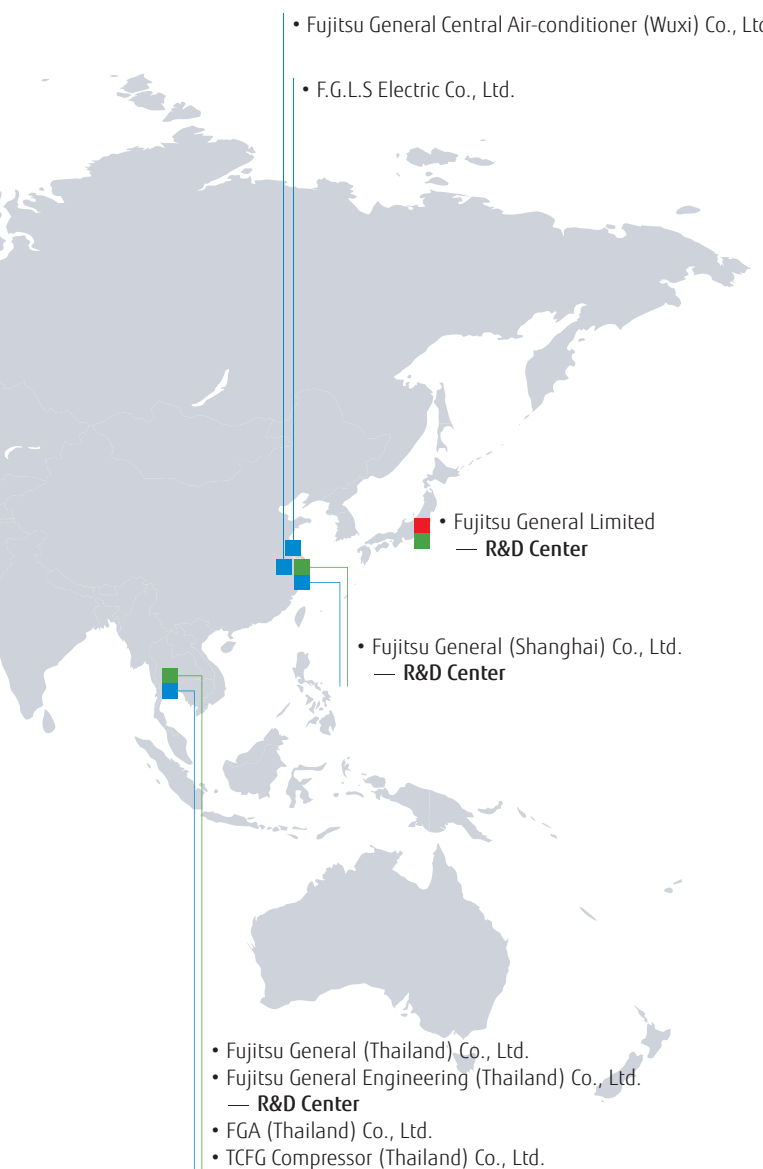
Fujitsu General Engineering (Thailand) Co., Ltd. (Thailand)



FGA (Thailand) Co., Ltd. (Thailand)



TCFG Compressor (Thailand) Co.,Ltd. (Thailand)



New Technology Research Building in Japan Head Office



JAPAN Head Office R&D Center and 60 m Height Difference Testing Tower (Japan)



OUR MESSAGE



High Quality Development & Production Facilities

Advanced Research Facility and Equipment

Performance Testing



Air Volume Measurement Room
Measure air volumes of the air conditioners from compact RAC models to VRF.



Calorimeter
Measure the cooling/heating capacity by measuring the inlet and outlet temperatures, humidity, and air volume of the air conditioner.



Silent Room
Measure the operating sounds of air conditioners with the sound reflection-proof walls and ceiling.

Fujitsu General is one of Japan's leading manufacturers with an R&D Center in Japan. We provide customers with the highest quality and performance using these facilities.

Reliability Testing



Constant Temperature Room
Check on the product performance in cooling/heating operation under the various temperature and humidity conditions.



Practical Test Room
Check on whether the air conditioners performance under the actual house conditions is sustainable.



Shower Test Room
Check on whether the electrical box of the outdoor unit is protected by rain waters with Typhoon like wind.

Transportation & Handling



Compressibility testing




Vibration testing



New
Technology Research Building
in Japan Head Office

Testing Laboratory

Fujitsu General EMC Laboratory Limited



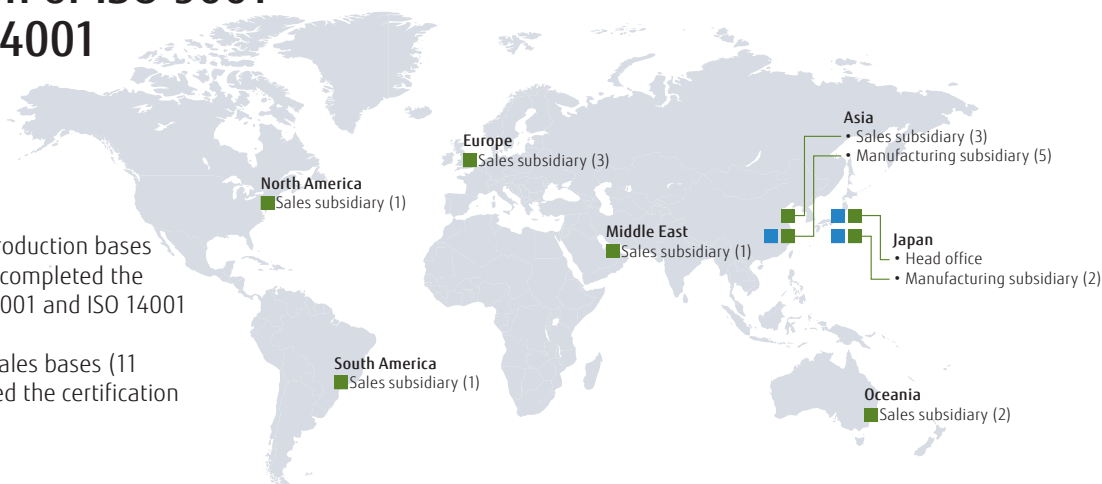
60 m Height Difference Testing Tower

Objective is to confirm oil circulation of compressor for reliability



Acquisition of ISO 9001 and ISO 14001

■ ISO 9001
 ■ ISO 14001
 () Number of companies



Each of overseas production bases (5 companies) has completed the acquisition of ISO 9001 and ISO 14001 individually.
 In 2012, overseas sales bases (11 companies) acquired the certification of ISO 14001.

High Product Quality Assurance

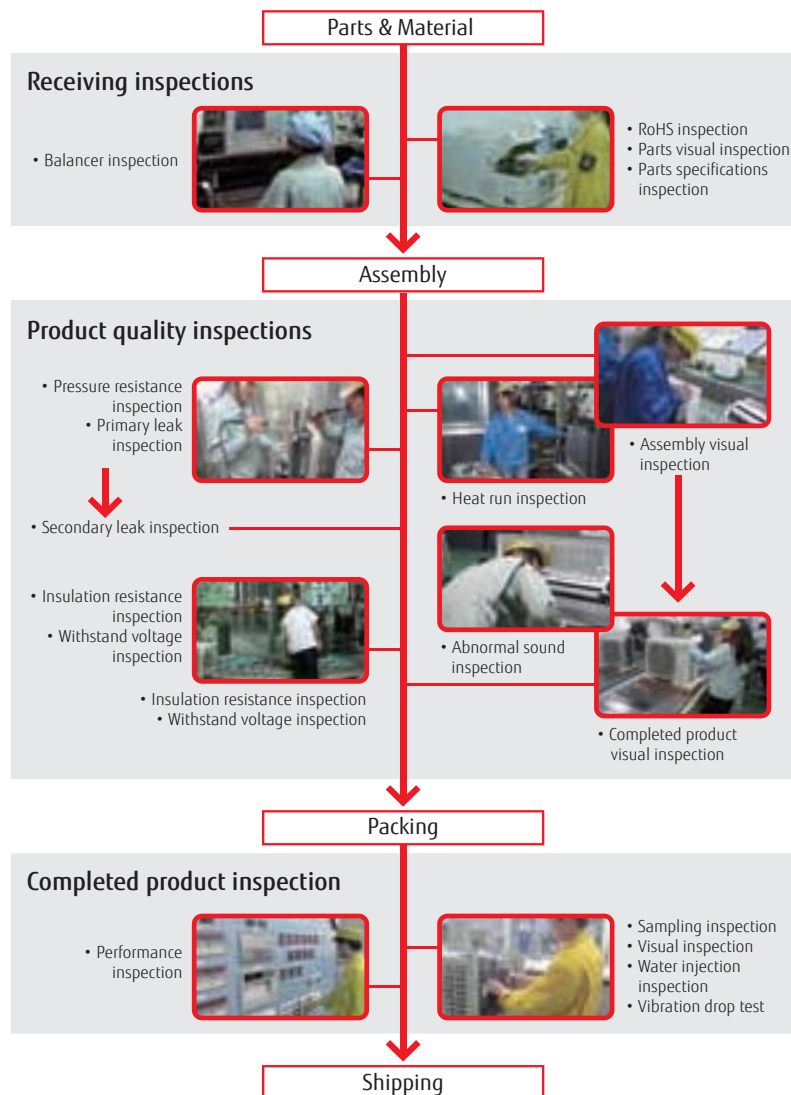
All Fujitsu General factories have acquired ISO 9001, and have built a quality control system common around the world. High quality products are offered to all over the world based on stringent quality inspections.

Receiving inspection

Parts procurement requires a supplier's test report. European regulation RoHS inspection is also performed by special test department in-house. Total number inspection is performed especially on main parts to remove defectives.

Stringent product quality inspection

Stringent quality inspection is carried out at all production processes. High quality is maintained by stringent checks by inspectors and repetitive inspection.



2019 **New** Products



SPLIT

Wall Mounted

Exquisite Design Range series
High Efficiency & Comfort

Future Release

- 7/9/12 class 3 models, 2 colors
- New compact design chassis
- High energy efficiency
- New type Wireless LAN adaptor (option)
- R32 refrigerant & low refrigerant volume



KE
Series

Wall Mounted

Standard Range series
High Efficiency & Large Room

Page 062

- 18/24 class 2 models
- High energy efficiency
- Family look design
- New type Wireless LAN adaptor (option)
- R32 refrigerant & low refrigerant volume



KM
Series

Wall Mounted

ECO Range series
Compact & Comfort

Page 064

- 7/9/12 class 3 models
- New compact design chassis & high energy saving
- New type Wireless LAN adaptor (option)
- R32 refrigerant & low refrigerant volume



KP
Series

Cassette

Compact 4-way Flow series
Compact & Comfort

Page 080

- 9 - 24 class 6 models
- Compact & stylish panel design
- Easy maintenance




Cassette

Circular Flow series
Comfort for Large Room

Page 084

- 18 - 54 class 7 models
- Individual louver control
- Various cassette grille
- Unique circular flow design



Slim Duct

Slim & Comfort

Page 092

- 9/12/14/18 class 4 models
- High efficiency & quiet operation
- Small and light weight outdoor unit
- Up to -15°C at cooling operation



Medium Static Pressure Duct

Compact & Comfort

Page 096

- 12 – 54 class 9 models
- High efficiency & quiet operation
- Small and light weight outdoor unit
- Up to -15°C at cooling operation



Medium Static Pressure Duct

Standard

Page 100

- Single phase 22 – 45 class 5 models
- Compact outdoor unit
- Slim & compact design indoor unit
- Up to -15°C at cooling operation



High Static Pressure Duct

Page 104

- 45/54 class 2 models
- Compact outdoor unit
- All DC inverter technology
- Design also corresponding to high static pressure





MULTI SPLIT



2 Rooms Multi Outdoor units

Page 128

- 14/18 class 2 models
- Space saving application
- Up to -15°C at cooling operation
- Various indoor units lineup



14 class



18 class

New indoor unit lineup

Page 142

- 4 types 20 models
- Capacity range from 2.0 kW to 4.0 kW class



Wall Mounted



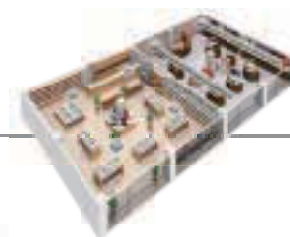
Compact Cassette



Mini Duct



Slim Duct



Simultaneous Multi Twin/Triple

Page 136

- 4/5/6 HP 3 models
- Slim & Compact design outdoor unit
- Flexible installation



Twin 36 class



Twin/Triple 45/54 class

New indoor unit lineup

- 3 types 6 models indoor units



Compact Cassette



Slim Duct



Medium Static Pressure Duct



VRF

AIRSTAGE™ J-III L

Outdoor Unit 18 HP model

Page 184

- Slim & compact design
- Top class low noise
- Up to 42 indoor units can be connected
- Design with small refrigerant



3D Flow Cassette for VRF

Page 206

- 18/24 class 2 models
- Three air outlet ports realize wide air flow
- Three air outlet ports can be controlled individually
- High energy saving
- Low input power



*1: Announced 2018. In room air conditioner for the home (our company's investigation)



CONTROL SYSTEM

Wireless LAN Interface

Page 236

- Operation from anywhere
- Easy to install and set up



Central Remote Controller

Page 247

- Remarkable design
- User friendly
- Remote monitoring operation
- Supporting Max. 23 different-languages



AIR TO WATER

WATERSTAGE™

Split type & Split DHW Integrated type Super High Power Series

Page 278

- 15/16/17 kW class 3 models outdoor units, 4 models Hydraulic indoor units
- Advanced heating capability at low outside temperature
- Enhanced anti-freezing functions in cold areas
- Quiet design against the noise when being operated at night



From Business to Private Spaces

SOLUTIONS

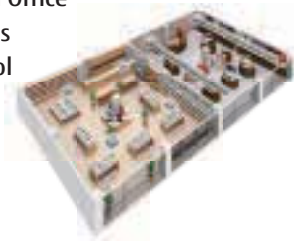
Target Properties



For Light Commercial

We offer comfortable and economical air conditioning systems focused on small to medium-sized buildings.

- 030 Shops, Restaurant
- 032 Small Office
- 034 Hotels
- 036 School



For Commercial

We provide single and modular type VRF systems designed for high efficiency, comfort, freedom of design, easy installation and high reliability.

038 Large Building



For Residential

We provide smart air conditioning systems with a wide range of control options for comfortable control and convenient use.

040 Residence





A casual conversation with a colleague at work

A presentation in a large meeting room

A restaurant you dropped by when going out
Your regular living room

We have a lineup of air conditioners ideal for all these situations – from business to private spaces. The air conditioners of Fujitsu General can be found in various settings of life.



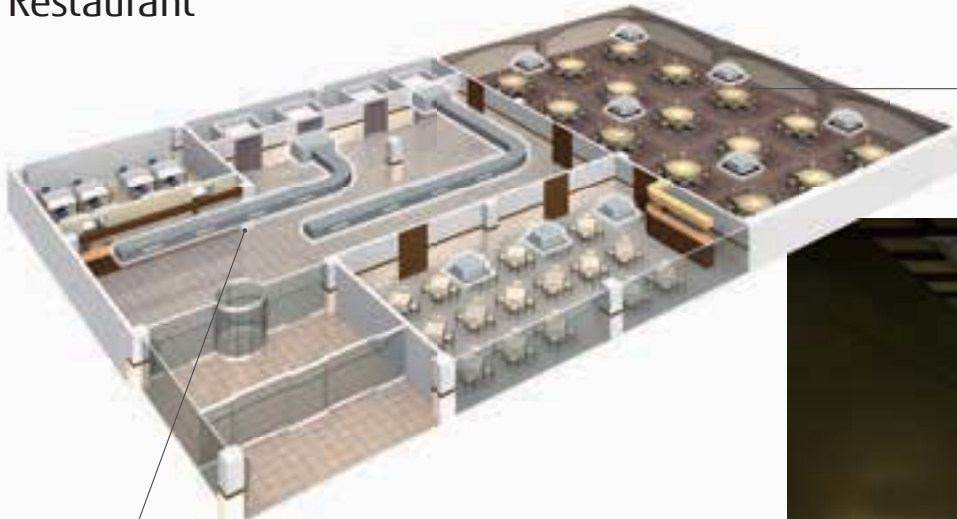
Restaurant, Shops

For Light Commercial

Fujitsu General provides perfect total air conditioning systems that offer smooth support by tenant, by purpose and by customer visit frequency in shops and restaurants with multiple lighting and a high density of customers.



New Single Split For Restaurant



Compact Cassette



Circular Flow Cassette Series

Circular Flow Cassette Series
For ambiances with dim lightings



For bright interior rooms etc.



R32 large models lineup expanded

The lineup of cassette type and duct type suitable for large spaces has been expanded by adding models that use the environmentally-friendly new refrigerant R32.



High Static Pressure Duct

Mini Duct



Slim Duct



Medium Static Pressure Duct



Color variations by two panels

Both black and white panels are available for Cassette type. Black panel is suitable for the dark place such as a restaurant with atmosphere. White panel is usually used at bright areas such as offices. (Available to single split and VRF indoor units)



 **New Simultaneous Multi**
For Shops




Various indoor unit lineup

We provide 3 types of indoor units. You can select them to suit the atmosphere and layout of your shop.



Small and light weight outdoor unit

Models using new refrigerant R32. Compared to the current models the outdoor unit is more compact and easier to install. (45/54 models)
A compact cassette grid type for grid ceiling systems was added for indoor unit lineup and ease of installation was improved.





Small Offices

For Light Commercial

Fujitsu General provides perfect total air conditioning systems that take into account energy saving, low noise, comfortable airflow, small room application and centralized control for small-sized office buildings with many small rooms.



AIRSTAGE™




J-III



J-IIIIL

J-IIIIL
High capacity model

NEW
18 HP
model



J-IIIIL

Compact and low noise design outdoor unit

This compact outdoor unit does not take up much space even if installed in a machine room or on the rooftop. This unit secures enough static pressure even if there are louvers. Low noise operation is possible at nighttime by a low noise mode.

AIRSTAGE™ J-Series Up to 18 HP by compact outdoor unit

Small VRF system is suitable for the buildings with many small rooms. Max. 42* indoor units can be connected.

*Only J-IIIIL 18 HP model




New style 3D flow cassette provides more comfort

The left and right air outlet ports with max 100° rotation angle and the wide center air outlet port can minimize uneven temperature to create a comfortable space.



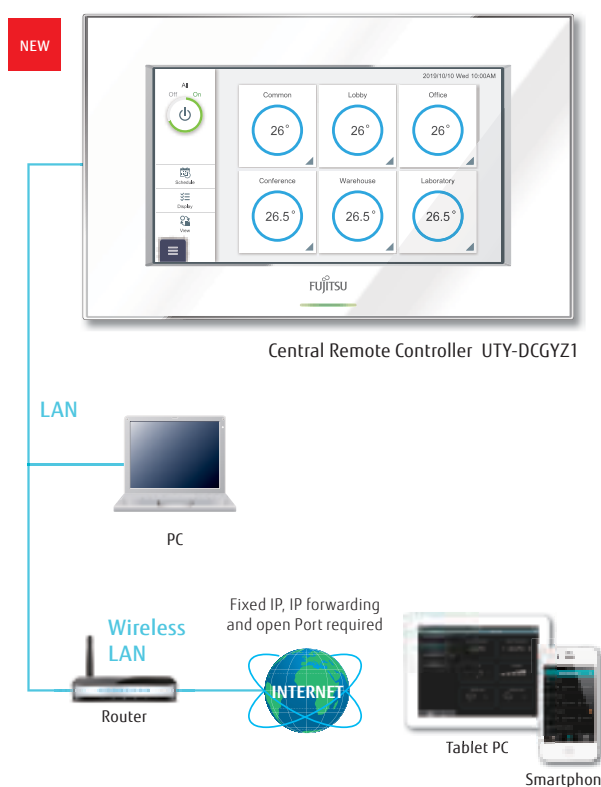
Various indoor units lineup for low capacity class

Various range of low capacity 1.1 kW indoor units to suit small rooms or spaces.



New centralized remote controller with improved operability

Temperature management of each room and one week operation control management/settings are supported easily. This controller makes energy saving management possible with upper/lower temperature limit settings and operation prohibited settings.



Control and monitoring

The same management as with the main unit is possible even if you are at your desk. Non-administrators can also operate the air conditioners with a PC, Smartphone or tablet.



iOS, Android and/or Windows



Hotels

For Light Commercial

Fujitsu General provides perfect total air conditioning systems that take into account comfort, energy saving, external appearance, safety and easy installation for small low-rise hotels.



J-III

High capacity model

J-IIIIL

J-III



Ventilation of the whole hotel supported

Outdoor air processing is essential in hotel spaces with a high degree of airtightness. The DX-Kit can link up with air conditioners to ensure sufficient ventilation. This system can be expanded.



EEV unit

Control unit

AIRSTAGE™ J-Series appearance-oriented compact outdoor unit

Due to the lowest and most compact design in the industry, the appearance of hotel is not damaged even when installed on the building.





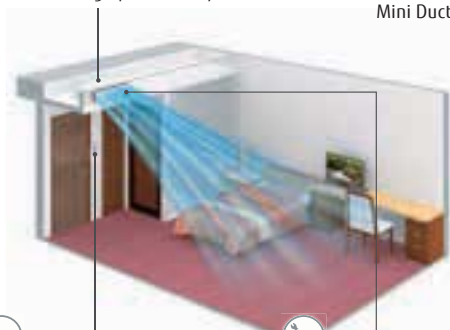
Guest room air conditioning with excellent comfort, energy saving and easy installation

Space saving

Mini duct type with 198 mm height and 450 mm depth. This can be installed in narrow ceiling space easily.



Mini Duct



Card key switch available

Using the card key prevents you from forgetting to switch off the air conditioner.



Use of an external connect switch



Comfortable airflow that switches up and down air directions

The Auto Louver Grille Kit achieves comfortable airflow by adjusting the air direction.



Auto Louver Grille Kit



Centralized control of air conditioning in shared spaces

Air conditioning in shared spaces such as lobbies and hallways is controlled centrally. Temperature and operating conditions can be managed without the adjustment by guests.



System controller



Simple Remote Controller with sophisticated design

Suitable for hotels or offices as it is easily operated with no complex functions. Large LCD screen & simple operation buttons White colored backlight on monitor enable easy operation in dark.



Large space air conditioning in the reception and lobby

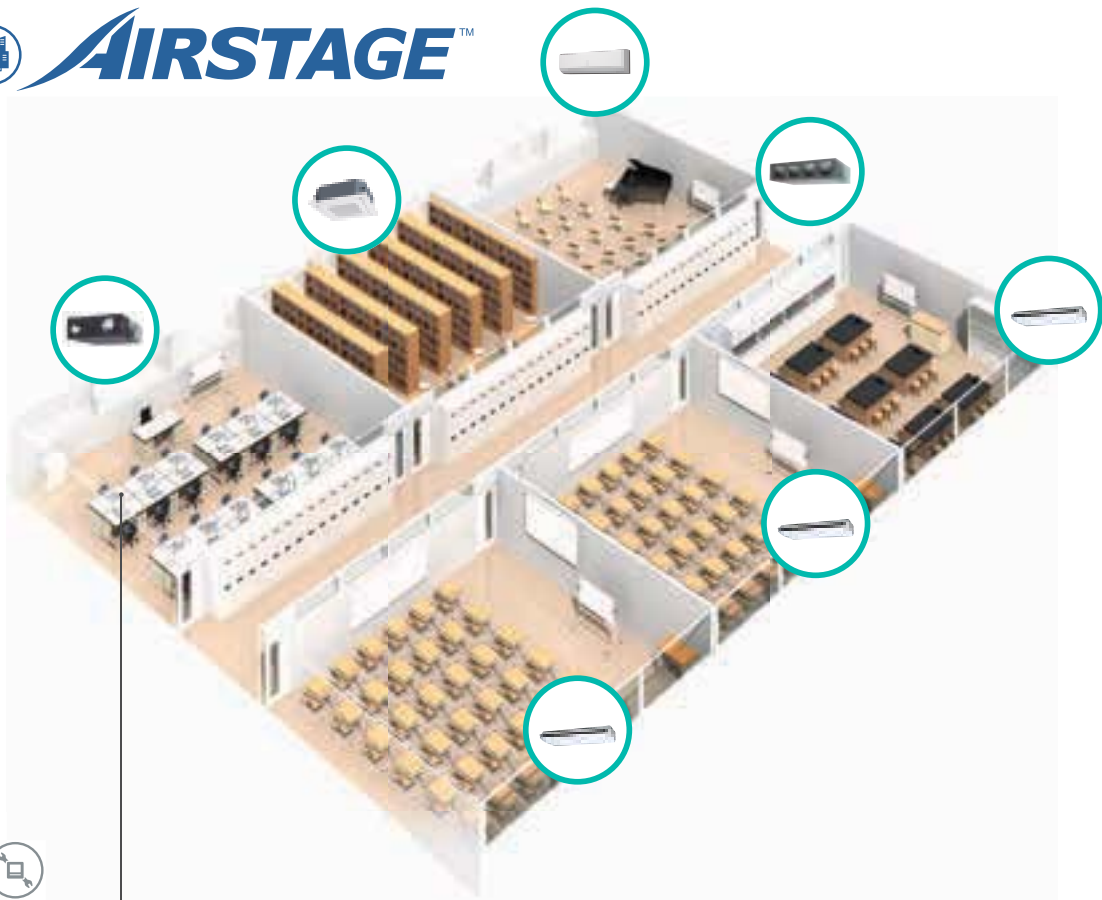
Ultra-large duct type single split system suitable for large spaces with high ceilings



School


For Light Commercial

Fujitsu General provides the optimal number of connected indoor units for mid-sized educational institutions. The degree of freedom of the installation location selection is improved with a compact design that minimizes the installation area. Even one outdoor unit can cover the entire school building.



Centralized control of both air conditioning and ventilation equipment

It is possible to perform centralized control to stop the operation of lighting and ventilation equipment in addition to air conditioners. This is useful in energy saving management over the whole building.





Mini Duct



Medium Static Pressure Duct



Ceiling



Wall Mounted

Various indoor units

We have a lineup of indoor units that can also support complex applications – from normal classrooms to special classrooms and auditoriums. Air conditioners can be also added easily.



Energy Recovery Ventilator



Circular Flow Cassette

Comfortable room air conditioning without airflow feeling

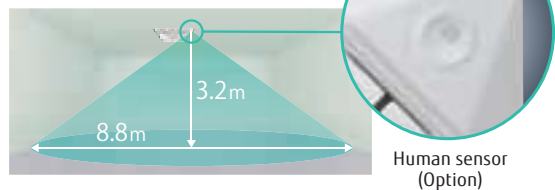
Circular Flow Cassette blows out in all directions without temperature unevenness



Individual airflow direction control to prevent people from being exposed to airflow



Energy saving operation when there are no people by linking up with human sensor



Human sensor (Option)



Large Building

For Commercial

Fujitsu General provides modular type VRF systems that seek high efficiency, comfort, design freedom, easy installation and reliability for skyscraper buildings.



Abundant lineup suitable to match the operating environment

VRF series lineup to meet various needs such as energy saving-orientated models and models compatible with a high outdoor air temperature of 52°C*

*: TROPICAL model only



Smart and cutting-edge design. Extensive lineup from 8 HP to 48 HP in 2 HP increment. Connectable indoor unit capacity ratio up to 150%

8 HP - 48 HP 34 Models

- Space saving combination: 8 HP to 48 HP/21 models
- Energy efficiency combination: 16 HP to 44 HP/13 models

Individual air conditioning system for large buildings

Capacities can be expanded up to simultaneous cooling and heating with maximum 48HP. Large individual air conditioning is supported.



8 HP - 54 HP 39 Models

- Space saving combination: 8 HP to 54 HP/24 models
- Energy efficiency combination: 16 HP to 46 HP/ 15 models

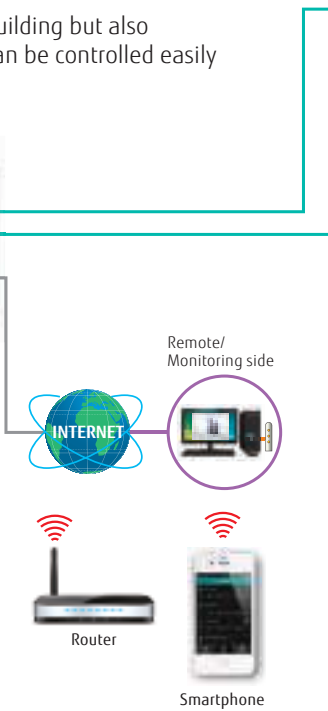


Centralized control

Not only indoor units in the building but also facilities such as ventilation can be controlled easily by anyone.



System Controller
(UTY-APGXZ1)
System Controller Lite
(UTY-ALGXZ1 & UTY-PLGXX2)

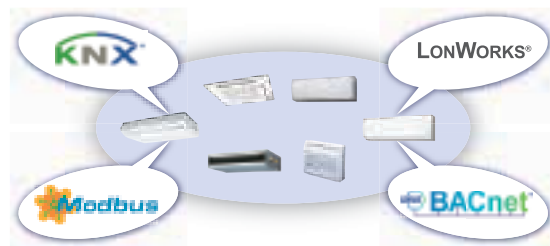


VRF indoor units

Facilities

Link up with a variety of BMS

Centralized control including facilities and equipment in addition to air conditioning is possible by linking up with MODBUS, BACnet, KNX and other various interfaces.

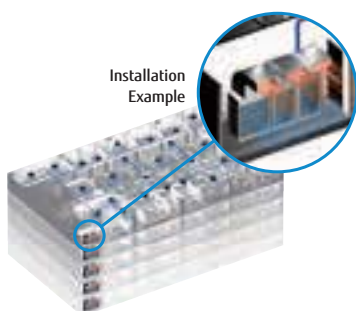


High system flexibility

Flexible installation on each floor and installation of diverse indoor units are possible through the industry's top class high static pressure, long piping design and connection capacity.

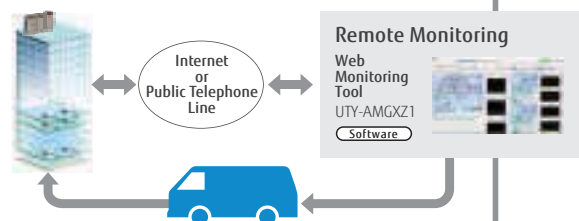
82* Pa

*: 80Pa for VR-II



Rapid service support

The air conditioning of the entire building can be monitored remotely with Web Monitoring Tool and System Controller. Rapid response for emergency is possible by a self-diagnosis in advance in cooperation with a management company.





Residence

For Apartment & House

Fujitsu General provides the products that match spaces and the rhythm of life from living rooms where the whole family relaxes to small rooms such as bedrooms and children's rooms.



Various indoor units suitable for the characteristics of each room



nocria[™]X

For Large Living Room & Dining Room

Advanced Airflow Model

Comfortable in every corner even in large living rooms and unusually shaped rooms

* Announced 2012. In room air conditioner for the home (our company's investigation)



For Master Bed Room or Living Room

Good Design & Silent Model

High performance and low noise model with an emphasis on its design



For Large Room

Standard & Comfort

Optimum for large spaces by basic functions and powerful & comfortable airflow control



For Bed Room or Home Office

Standard & ECO Range Series

High performance and compact design model for compact spaces such as bed room or home office.



REFRIGERANT
R32



Outdoor units suitable for residential environments



R32 Multi type released

Models using the environmentally-friendly new refrigerant R32 were released. Two new wall mounted types with improved visual design were added to the indoor unit lineup.



Operation from anywhere

With a single smartphone, you can check the operating status of not only your home air conditioner, but also the air conditioners in your second house and your parental home (up to 24 air conditioners).



By using our Wireless LAN Interface and FGLair app, you can control your home's cooling and heating anytime and anywhere.

Light Commercial & Residential

SPLIT

- 044 Split Overview
- 046 Indoor Units Lineup
- 050 Feature
- 055 Feature Explanation
- 116 Feature Summary



Refrigerant type R32 models

Wall Mounted

- 056 Flagship Range Series
- 058 Designer Range Series – High Spec & Design
- 060 Standard Range Series – High Efficiency & Comfort
- 062 **New** Standard Range Series – High Efficiency & Large Room
- 064 **New** ECO Range Series – Compact & Comfort
- 066 ECO Range Series – Comfort for Large Room

Cassette

- 080 **New** Compact Cassette – 4-way Flow Series
- 084 **New** Circular Flow Series – Comfort for Large Room

Duct

- 092 **New** Slim Duct – Slim & Comfort
- 096 **New** Medium Static Pressure Duct – Compact & Comfort
- 100 **New** Medium Static Pressure Duct – Standard
- 104 **New** High Static Pressure Duct



Refrigerant type R410A models

Wall Mounted

- 068 Designer Range Series – High Spec & Design
- 070 Designer Range Series – High COP
- 072 Standard Range Series – High Efficiency & Comfort
- 074 Standard Range Series – Comfort for Large Room
- 078 ECO Range Series – Compact & Comfort

Cassette

- 082 Compact Cassette – 4-way Flow Series
- 086 Circular Flow Series – Comfort for Large Room
- 088 4-way Flow Series – Comfort for Large Room

Duct

- 090 Mini Duct – Built-in Drain Pump
- 094 Slim Duct – Slim & Comfort
- 098 Medium Static Pressure Duct – Compact & Comfort
- 102 Medium Static Pressure Duct – Standard
- 106 High Static Pressure Duct
- 108 Big Duct

Floor/Ceiling

- 110 Floor
- 112 Floor/Ceiling
- 114 Ceiling

Energy saving design to provide a comfortable indoor environment while being environment-friendly.

An air conditioner that is people-friendly is also environment friendly. Fujitsu General meets various needs for from living rooms and bedrooms to stores, small offices and hotels.




SPLIT



Split Overview

Fujitsu General provides our customers with 6 types and 116 models air conditioning system ideal for various customer applications and layout. Environment-friendly new refrigerant R32 models are added.



Wall Mounted

Installation work is simple and easy for wall mounted type. We have pursued airflow control and energy saving including our dual side fan equipped flagship models. At the same time, their flat and simple designs that match the interior are also attractive. We have a lineup with many models that have adopted the new environmentally friendly R32 refrigerant.

* Announced 2012. In room air conditioner for the home (our company's investigation)



Floor

Floor type with compact and slim design is suitable for installation in both residential and commercial. This model is recommended as heating device because it blows warm airflow from both above and below outlets.



Cassette

Cassette type adapts to the interior. This type blows air in four directions to perform the air conditioning of entire spaces evenly. We have a variety of series including Compact models that have adopted a new design panel to match grid ceilings and Circular Flow models that deliver air in 360° directions.



Floor/Ceiling

Two types of installation method – floor installation and ceiling installation – can be selected. This model has a compact design with a width of 990 mm and a depth of just 199 mm (ceiling installation: height). This means they can handle various installation conditions.



Duct

The main unit of this type cannot be seen, so your interior will feel clear. We have Mini Duct and Slim Duct models available to also enable installation in narrow spaces in beams or above the ceiling. For a large model suitable for air conditioning vast spaces, multiple outlets can be installed by only one unit. Therefore, these models are recommended for unusual room layout.



Ceiling

Installation work is as easy as with wall mounted type. This model can be installed neatly because it has a thin design with a height of 240 mm. It delivers a powerful wind far away from a wide outlet. Therefore, this model is ideal for oblong rooms such as large meeting rooms and audiovisual rooms with depth.

Indoor Units Lineup



Type	Series	Refrigerant	Model	Class	
				7	9
Wall Mounted	Flagship Range Series nocriaX				
	Designer Range Series High Spec & Design			ASYG07KGTB	ASYG09KGTB
	Standard Range Series High Efficiency & Comfort			ASYG07KMTB*	ASYG09KMTB*
	Standard Range Series High Efficiency & Large Room		NEW		
	ECO Range Series Compact & Comfort		NEW	ASYG07KPCA	ASYG09KPCA
	ECO Range Series Comfort for Large Room				
Cassette	Compact 4-way Flow Series Compact & Comfort		NEW		AUXG09KVL A
	Circular Flow Series Comfort for Large Room		NEW 18/22/24 30/36/45/54		
Duct	Slim Duct		NEW 09/12/14 18		ARXG09KLLAP
	Medium Static Pressure Duct Compact & Comfort		NEW 12/14 18/22/24/30 36/45/54		
	Medium Static Pressure Duct Standard		NEW		
	High Static Pressure Duct		NEW		



FUJITSU GENERAL (Euro) GmbH participates in the ECP programme for AIR CONDITIONERS. Check ongoing validity of certificate: www.eurovent-certification.com
* Models so marked are not ECC certified.

Class								
12	14	18	22	24	30	36	45	54
ASYG12KXCA								
ASYG12KGTB	ASYG14KGTB							
ASYG12KMTB*	ASYG14KMTB*							
		ASYG18KMTA		ASYG24KMTA				
ASYG12KPCA								
		ASYG18KLCA*		ASYG24KLCA*				
AUXG12KVLA	AUXG14KVLA	AUXG18KVLA	AUXG22KVLA	AUXG24KVLA				
		AUXG18KRLB	AUXG22KRLB	AUXG24KRLB	AUXG30KRLB	AUXG36KRLB	AUXG45KRLB	AUXG54KRLB
ARXG12KLLAP	ARXG14KLLAP	ARXG18KLLAP						
ARXG12KHTAP	ARXG14KHTAP	ARXG18KHTAP	ARXG22KHTAP	ARXG24KHTAP	ARXG30KHTAP	ARXG36KHTAP	ARXG45KHTAP	ARXG54KHTAP
			ARXG22KMLA	ARXG24KMLA	ARXG30KMLA	ARXG36KMLA	ARXG45KMLA	
							ARXG45KHTA	ARXG54KHTA

SPLIT



Type	Series	Refrigerant	Model	Class			
				7	9	12	
Wall Mounted	Designer Range Series High Spec & Design	R410A			ASYG09LTCA	ASYG12LTCA	
	Designer Range Series High COP			ASYG07LUCA	ASYG09LUCA	ASYG12LUCA	
	Standard Range Series High Efficiency & Comfort			ASYG07LMCE	ASYG09LMCE	ASYG12LMCE	
	Standard Range Series Comfort for Large Room						
	ECO Range Series Compact & Comfort			ASYG07LLCE	ASYG09LLCE	ASYG12LLCE	
Cassette	Compact 4-way Flow Series Compact & Comfort	R410A				AUYG12LVLB	
	Circular Flow Series Comfort for Large Room		18/24	30/36/45/54			
	4-way Flow Series Comfort for Large Room						
Duct	Mini Duct	R410A	12/14	18		ARYG12LSLAP*	
	Slim Duct		12/14	18		ARYG12LLTB	
	Medium Static Pressure Duct Compact & Comfort		12/14	18/24/30	36/45/54		ARYG12LHTBP
	Medium Static Pressure Duct Standard						
	High Static Pressure Duct		45/54	60			
	Big Duct						
Floor Compact & Comfort		R410A			AGYG09LVCA	AGYG12LVCA	
Floor/Ceiling Comfort & Dual Design		R410A					
Ceiling Comfort for Large Room		R410A					



FUJITSU GENERAL (Euro) GmbH participates in the ECP programme for AIR CONDITIONERS. Check ongoing validity of certificate: www.eurovent-certification.com
* Models so marked are not ECC certified.

Class									
14	18	24	30	36	45	54	60	72	90
ASYG14LUCA									
ASYG14LMCE									
	ASYG18LFCA	ASYG24LFCC	ASYG30LFCA						
			ASYG30LMTA	ASYG36LMTA					
AUYG14LVLB	AUYG18LVLB	AUYG24LVLA							
	AUXG18LRLB	AUXG24LRLB	AUXG30LRLB	AUXG36LRLB	AUXG45LRLB	AUXG54LRLB			
			AUYG30LRLE	AUYG36LRLE AUYG36LRLA	AUYG45LRLA	AUYG54LRLA			
ARYG14LSLAP*	ARYG18LSLAP*								
ARYG14LLTB	ARYG18LLTB								
ARYG14LHTBP	ARYG18LHTBP	ARYG24LHTBP	ARYG30LHTBP	ARYG36LHTBP	ARYG45LHTBP	ARYG54LHTBP			
		ARYG24LMLA	ARYG30LMLE	ARYG36LMLE ARYG36LMLA	ARYG45LMLA				
					ARYG45LHTA	ARYG54LHTA	ARYG60LHTA		
								ARYG72LHTA*	ARYG90LHTA*
AGYG14LVCA									
	ABYG18LVTB	ABYG24LVTA							
			ABYG30LRTE	ABYG36LRTE ABYG36LRTA	ABYG45LRTA	ABYG54LRTA			

Feature

High Efficiency

Optimized Inverter Control



I-PAM (IPM*+PAM) inverter control

I-PAM inverter control is a technology which reduces loss by adjusting the current waveform to a better sine waveform. This promotes the effective use of the input power supply to attain high performance.

IPM*: Intelligent Power Module



V-PAM (Vector + I-PAM) inverter control

V-PAM inverter control reduces the effects of magnetic flux and increases the maximum speed and efficiency of the compressor by vector control technology. With this technology, further miniaturization, higher efficiency, and better performance are attained.

All DC Inverter Technology



DC fan motor



DC twin rotary compressor



ALL DC DC twin rotary compressor

The high efficiency DC inverter type "2-cylinder rotary compressor" is used for our product ranges. It has achieved higher energy efficiency compared with similar compressors by optimizing the structure inside the compressor.

DC fan motor

DC fan motor produces high power, wide operation range, and high efficiency.

Sine-wave DC inverter control

High efficiency operation is realized by using a sine wave DC inverter control.

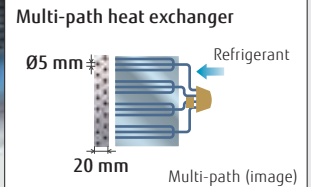
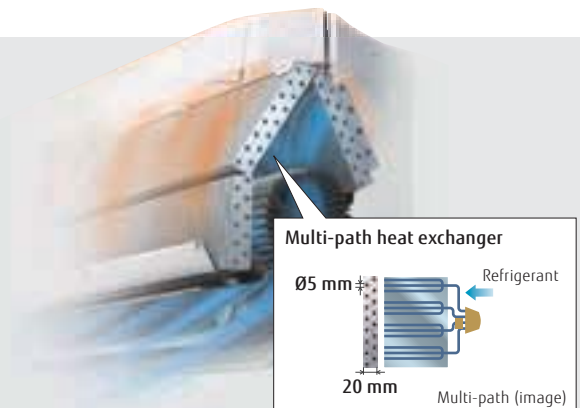
Heat Exchanger for Wall Mounted

High density multi-path heat exchanger

Heat exchange performance is substantially improved by thin and high-density heat exchanger and multi-path efficiency technology.

High performance sub-cool heat exchanger

Higher performance achieved by mounting of counter type bypass circuit. (Large multi type, VRF)

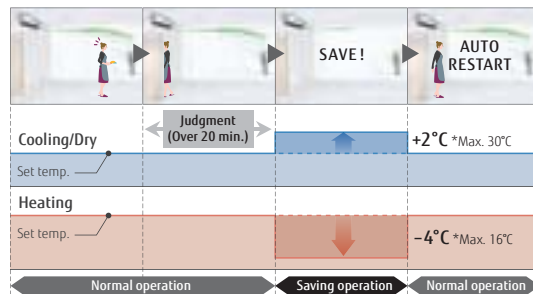


High Energy Saving



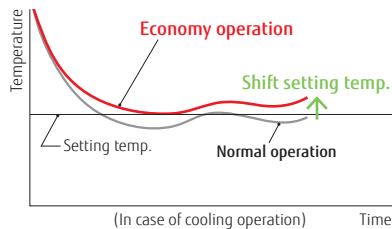
Human sensor control

Human sensor catches movements of people in a room, and operates with lower capacity when people leave the room. When people come back to the room, it automatically returns to the previous operating mode.



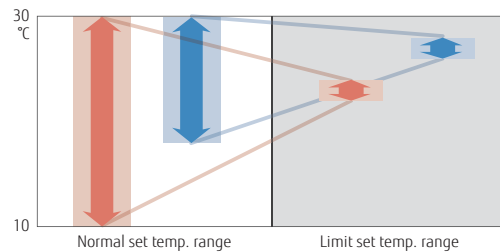
Economy operation

Limits the maximum operation current, and the power consumption is cut down and the maximum load is suppressed.



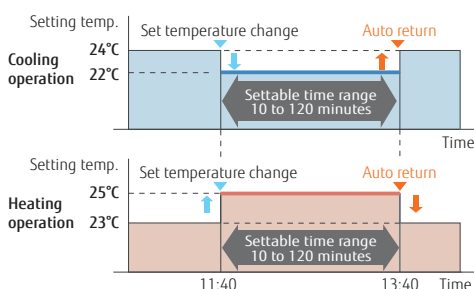
Room temperature set point limitation

The minimum and maximum temperature range can be set giving further energy saving while considering the comfort of the occupants.



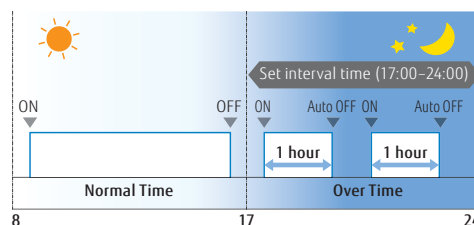
Set temperature auto return

- The setting temperature automatically returns to the previous setting temperature.
- The time range in which the set temperature can be changed is 10 to 120 minutes.



Auto-off timer

- The indoor unit is turned off automatically when it reaches to the preset operating time frame.
- The time frame of the "Auto off timer" can be flexibly scheduled.
- Off time can be set from 30 to 240 minutes.



More Comfort



KG
Series



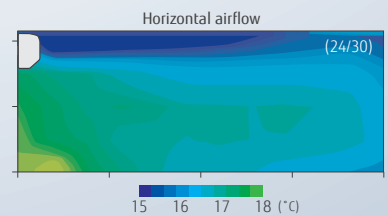
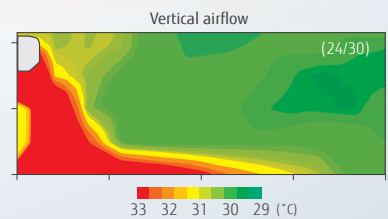
Powerful heating

High heating capacity is realized even at low outdoor temperature by mounting a large heat exchanger or large DC rotary compressor and developing high performance inverter PCB



Power diffuser

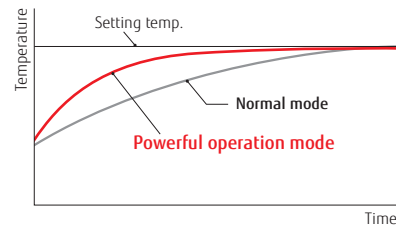
Precision wind direction control is realized and ventilation efficiency is also improved by 3 technologies. Our airflow control makes your environment more comfortable.





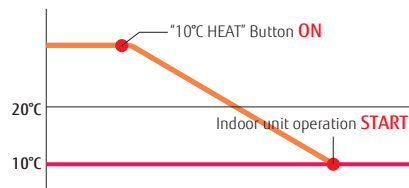
Powerful operation

Continuous operation by maximum airflow and maximum compressor speed after a certain period of time allows the temperature to reach the setting temp. quickly.



10°C Heat operation

When you leave, minimum heating operation is performed to maintain the room temperature. (Maintained at 10°C)



Uniform air conditioning

Circular airflow to achieve uniform air conditioning without temperature unevenness in workspaces




Quiet and Comfort Control

Low Noise Technology




Outdoor unit fan

Outdoor unit fan design with little separation vortex, fan control to minimize the air volume and top class low noise



Air stabilizer in Duct

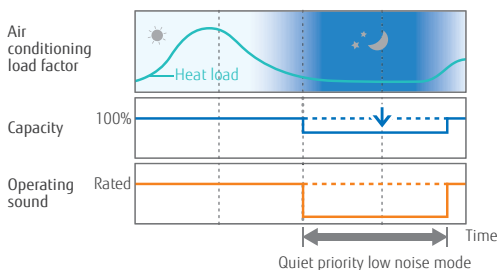
Low noise duct structure with a built-in air stabilizer



Outdoor unit low noise operation



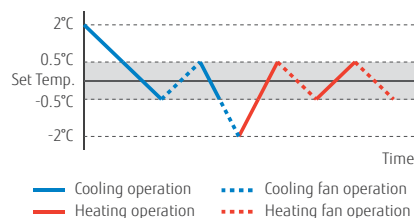
Users can choose low noise levels, depending on the installation environment. The operation time can be set using the timer.



Auto-changeover function



At Auto setting, the cooling/heating mode is automatically switched according to the set temperature and room temperature.



Fresh air intake for Cassette, Duct, Ceiling



Fresh air can be taken in by a fan which can be connected using external control unit.



Fresh Air Intake kit

Feature Explanation

Energy Saving Function



Dual side fans

The comfortable space can be created with Hybrid Airflow, which combines different temperatures of air current and velocities.



Economy mode

Thermostat setting automatically changes according to the temperature to avoid unnecessary cooling and heating.



Save human sensor

Human sensor detects the movement of people in the room and judges whether the energy saving operation.



Room temperature set point limitation

The minimum and maximum temperature range can be set giving further energy saving while considering the comfort of the occupants.



Save & Stop human sensor

Human sensor (option) detects movement of people in the room and decides whether to save energy or stop the unit.



Set temperature auto return

The setting temperature automatically returns to the previously set temperature.

Comfortable Function



Powerful heating

Keeping the rated heating capacity even when the outdoor ambient temperature is -7°C.



Powerful mode

Operation at maximum air flow and compressor speed, and quickly makes the room comfortable.



Auto-changeover

The unit automatically switches between heating and cooling modes based on your temperature setting and the room temperature.



Automatic fan speed

The micro-computer automatically adjusts the airflow effectively to follow the changes of room temperature.



Fresh air intake

Fresh air can be taken in by a fan which can be connected using external control unit.



Power diffuser

An additional louver that opens based on monitoring sensors to quickly enhance immediate comfort needs.



10°C HEAT operation

The room temperature can be set to go no lower than 10°C, thus ensuring that the room does not get too cold when not occupied.



Up/down swing flaps

The up/down flaps automatically swing up and down.



Auto restart

In the event of a temporary power failure, the air conditioner will automatically restart in the same operating mode as before, once power supply is restored.



Connectable distributing duct

Systems are capable of attaching locally purchased branch ducts distributing the airflow.



Server room operation

Interlock operation is possible by connecting 2 indoor units even in the low temperature.



Low noise mode

Sound noise level of outdoor unit can be selected.



Double swing automatic

Complex swing action of flaps enables automatically to swing both horizontal and vertical directions.



Connectable fresh air duct

Outside air can be introduced by attaching locally purchased duct to fresh air knockout and optional part.



Individual airflow direction control

Each louver of 4-way Cassette type can be controlled individually and provides comfortable airflow.

Convenient Function



Auto off timer

Automatically stops operation when a fixed time has elapsed from the start of operation.



Weekly timer

Different ON-OFF times can be set for each day.



External error output



Sleep timer

The micro-computer gradually changes the room temperature automatically to afford a comfortable night's sleep.



Weekly + setback timer

Weekly + Setback timer can set temperature for two times spans and for each day of the week.



External ON/OFF input



Program timer

This digital timer allows selection of one of four options: ON, OFF, ON » OFF or OFF » ON.



Filter sign

Indicates the filter cleaning period by lamp.



Wireless LAN control

The exclusive Wireless LAN adaptor enables to operate the air conditioner by smartphone or tablet PC from outside.

Clean Function



Plasma air clean

The electrostatic precipitator removes dust particles such as pollens and house dust. It is washable and can be always maintained clean.



Apple-catechin filter

The Apple-catechin filter uses static electricity to clean fine particles and dust in the air.



Filter auto clean

The dust collected by the air filter is automatically removed. A routine disposal of the dust stored in the dust box is necessary.



Long life filter



Ion deodorization filter

The filter deodorizes by powerfully decomposing absorbed odors using the oxidizing and reducing effects of ions generated by the ultra-fine-particle ceramic.



Washable panel

Since the front panel is easy to remove, maintenance is also easy.

Installation



Automatic airflow adjustment

Automatically detects required airflow in each application case and adjusts the volume.



Drain pump as standard



Blue fin



ALL DC models



I-PAM control models

I-PAM inverter control is a technology which reduces loss by adjusting the current waveform to a better sine waveform.



V-PAM control models

V-PAM inverter control reduces the effects of magnetic flux and increases the maximum speed and efficiency of the compressor by vector control technology.

SPLIT

Wall Mounted Flagship Range

nocria™ X



Comfortable airflow control to prevent the body from being exposed to airflow



The comfortable space can be created with Hybrid Airflow, which combines different temperatures of air current and velocities.



*1: Announced 2012. In room air conditioner for the home (Our company's investigation)

Filter Auto Clean



Dust on the filter is automatically removed to prevent power from being wasted by the clogged filter.



*2: Announced 2002. In room air conditioner for the home (our company's investigation)

Plasma Air Clean

Air is cleaned with an electric dust collecting technology. Pollen, house dust and other tiny pollutants are collected and removed with static electricity.

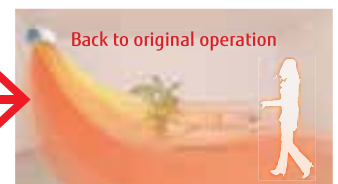


Human Sensor

The Human sensor detects movement of people in a room and operates at reduced capacity when people leave the room. When people return to the room, the system automatically returns to the previous room settings.



SEER 8.5 SCOP 5.1





Model: ASYG12KXCA



Wireless R.C.



Wireless LAN Interface

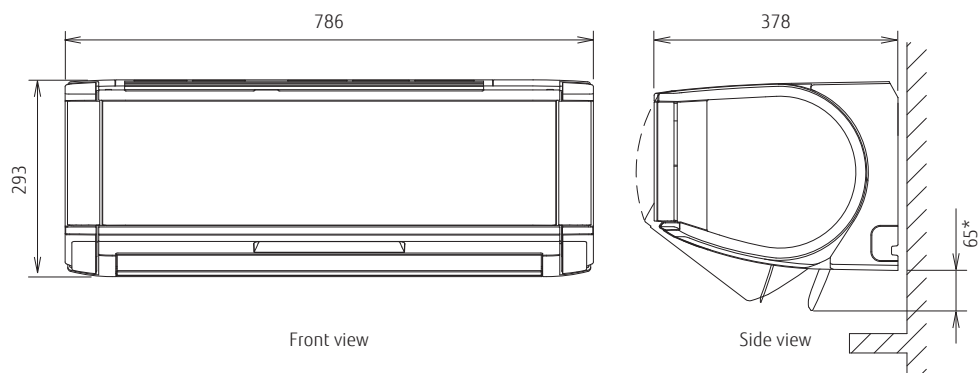


Specifications

Model No.	Indoor unit		Outdoor unit		ASYG12KXCA
	Indoor unit		Outdoor unit		A0YG12KXCA
Power Source					Single-phase, ~230V, 50Hz
Capacity	Cooling		kW	3.4 (0.6-5.3)	
	Heating			5.0 (0.6-9.0)	
Input Power	Cooling/Heating		kW	0.670/1.020	
	EER	Cooling		W/W	5.09
COP	Heating		W/W		4.90
	Pdesign	Cooling/Heating(-10°C)		3.4/3.5	
SEER	Cooling		W/W	8.50	
SCOP	Heating (Average)			W/W	5.10
	Energy Efficiency Class	Cooling			A+++
Max. Operating Current		Heating (Average)		A+++	
	Annual Energy Consumption	Cooling/Heating		A	9.0/16.0
Cooling		kWh/a	140		
Moisture Removal	Heating		I/h	961	
	Heating (Average)			1.2	
Sound Pressure Level	Indoor (Cooling)	H/M/L/Q	dB(A)	46/42/38/28	
	Indoor (Heating)	H/M/L/Q		48/43/39/30	
Sound Power Level	Outdoor(Cooling/Heating)		High	44/43	
	Indoor(Cooling/Heating)			High	58/62
Airflow Rate	Outdoor(Cooling/Heating)		High		57/57
	Indoor / Outdoor (Cooling)			m³/h	670/2,230
Net Dimensions H x W x D	Indoor / Outdoor (Heating)		mm		810/1,975
	Indoor			293×786×378	
Weight	Outdoor		kg(lbs)	704×820×315	
	Indoor			20 (44)	
Connection Pipe Diameter (Liquid / Gas)	Outdoor		kg(lbs)	41 (90)	
	Indoor			6.35/9.52	
Drain hose Diameter (I.D./O.D.)			mm	13.8 / 15.8 to 16.7	
Max Pipe Length (Pre-Charge)			m	15 (15)	
Max Height Difference			°CDB	10	
Operation Range	Cooling		°CDB	-10 to 43	
	Heating			-15 to 24	
Refrigerant	Type (Global Warming Potential)		R32 (675)		
	Charge		kg(CO2eq-T)	1.30 (0.9)	

Dimensions

(Unit : mm)



*Dimensions in case of air flowing downward

SPLIT

Wall Mounted Designer Range

High Spec & Design



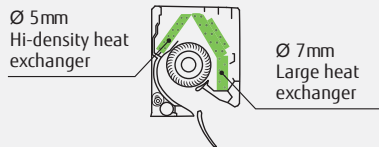
High energy saving

Top class high efficiency is achieved by high efficient lamda heat exchanger, large cross flow fan and new refrigerant.



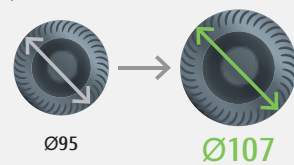
Hybrid-heat exchanger

The heat exchange efficiency has been significantly improved with the large hybrid heat exchanger, attaining the top-level SEER and SCOP.



Ø107 Large cross-flow fan

With the large-diameter fan, efficient air volume can be obtained at low power.



Human sensor

Human sensor catches movements of people in a room, and operates with lower capacity when people leave the room. When people come back to the room, it automatically returns to previous operating mode.



Comfortable airflow & Silent operation

The big louver and the new air blowing structure have attained a comfortable air flow that spreads wider to user's feet and silent operation.



19dB(A)
(07/09/12 models)
Cooling only

Smart device Control (Option)

Easy air conditioner control from inside or outside the house and office using the Smartphones, Tablets, and PC.



Wireless LAN Interface

The exclusive Wireless LAN adaptor enables to operate the air conditioner by smartphone or tablet PC from outside.



Model: ASYG07KGTB / ASYG09KGTB / ASYG12KGTB / ASYG14KGTB



Wireless R.C.



Specifications

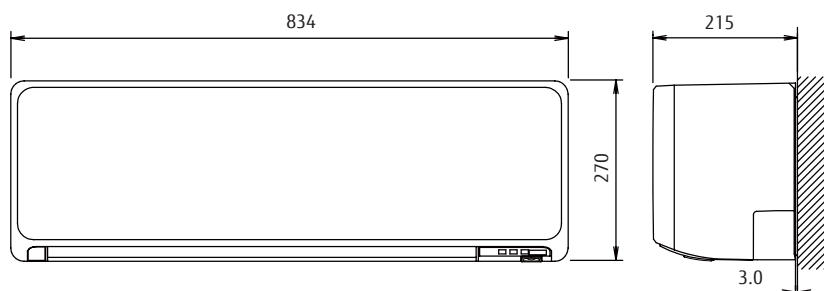
Model No.	Indoor unit		ASYG07KGTB	ASYG09KGTB	ASYG12KGTB	ASYG14KGTB	
	Outdoor unit		AOYG07KGCA	AOYG09KGCA	AOYG12KGCA	AOYG14KGCA	
Power Source	Single-phase, ~230V, 50Hz						
Capacity	Cooling	kW	2.0	2.5	3.4	4.2	
	Heating		2.5	2.8	4.0	5.4	
Input Power	Cooling/Heating	kW	0.400/0.500	0.555/0.560	0.805/0.910	1.175/1.350	
EER	Cooling	W/W	5.00	4.50	4.22	3.57	
COP	Heating		5.00	5.00	4.40	4.00	
Pdesign	Cooling/Heating(-10°C)	kW	2.0/2.3	2.5/2.4	3.4/2.5	4.2/4.0	
SEER	Cooling	W/W	8.52	8.52	8.51	7.11	
SCOP	Heating (Average)		5.12	5.11	5.10	4.31	
Energy Efficiency Class	Cooling	A+++		A+++	A+++	A++	
	Heating (Average)	A+++		A+++	A+++	A+	
Max. Operating Current	Cooling/Heating	A	6.5/9.0	6.5/9.0	6.5/9.0	9.0/10.5	
Annual Energy Consumption	Cooling	kWh/a	82	103	140	207	
	Heating		628	658	685	1,298	
Moisture Removal		l/h	1.0	1.3	1.8	2.1	
Sound Pressure Level	Indoor (Cooling)	H/M/L/Q	dB(A)	38/33/29/19	40/34/29/19	40/35/30/19	43/36/30/20
	Indoor (Heating)	H/M/L/Q		41/35/31/21	42/36/31/21	42/38/33/21	44/39/33/24
	Outdoor(Cooling/Heating)	High		46/46	46/48	50/50	50/50
Sound Power Level	Indoor(Cooling/Heating)	High	54/56	55/57	56/58	57/59	
	Outdoor(Cooling/Heating)	High	61/62	61/63	65/66	65/66	
Airflow Rate	Indoor / Outdoor (Cooling)	High	650/1,610	700/1,610	700/1,680	770/1,680	
	Indoor / Outdoor (Heating)	High	720/1,560	750/1,610	770/1,580	800/1,580	
Net Dimensions H x W x D	Indoor	mm	270×834×215	270×834×215	270×834×215	270×834×215	
	Outdoor	mm	542×799×290	542×799×290	542×799×290	542×799×290	
Weight	Indoor	kg(lbs)	10 (22)	10 (22)	10 (22)	10 (22)	
	Outdoor	kg(lbs)	30 (66)	30 (66)	31 (68)	32 (70)	
Connection Pipe Diameter (Liquid / Gas)		mm	6.35/9.52				
Drain hose Diameter (I.D./O.D.)			13.8/15.8 to 16.7				
Max Pipe Length (Pre-Charge)		m	20 (15)				
Max Height Difference			15				
Operation Range	Cooling	°CDB	-10 to 46				
	Heating		-15 to 24				
Refrigerant	Type (Global Warming Potential)		R32 (675)				
	Charge	kg(CO2eq-T)	0.75 (0.5)	0.75 (0.5)	0.85 (0.6)	0.85 (0.6)	

Optional parts

- Wired Remote Controller: UTY-RNRYZ3, UTY-RLRY
- Simple Remote Controller: UTY-RSRY, UTY-RHRY
- External Input and Output PCB: UTY-XCSXZ2
- Communication kit: UTY-TWRXZ2
- Wireless LAN Interface: UTY-TFSXW1
- External connect kit: UTY-XWZX

Dimensions

(Unit : mm)



SPLIT

Wall Mounted Standard Range


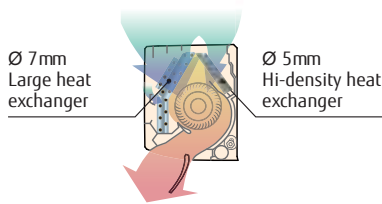
High Efficiency & Comfort



Slim & stylish square design

Slim and stylish square design is realized by high density multi-path heat exchanger and high efficiency wind blower.

Hybrid-heat exchanger



High energy saving

Top class high efficiency is achieved by high efficient lamda heat exchanger, large cross flow fan and new refrigerant.



SEER 7.4^{*1}

*1: 07/09 models

SCOP 4.4^{*2}

*2: 12 model

Comfortable airflow & Silent operation

The big louver and the new air blowing structure have attained a comfortable air flow that spreads wider to user's feet and silent operation.



20dB(A)
Cooling only

Smart device Control (Option)

Easy air conditioner control from inside or outside the house and office using the Smartphones, Tablets, and PC.



Wireless LAN Interface

The exclusive Wireless LAN adaptor enables to operate the air conditioner by smartphone or tablet PC from outside.

Model: ASYG07KMTB / ASYG09KMTB / ASYG12KMTB / ASYG14KMTB



Wireless R.C.



For ASYG07/09/12KMTB



For ASYG14KMTB

Specifications

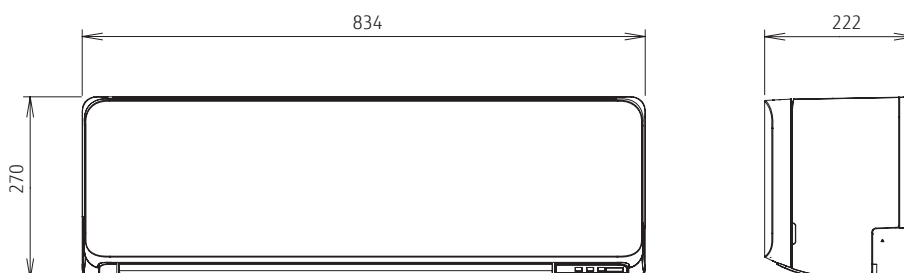
Model No.	Indoor unit		ASYG07KMTB	ASYG09KMTB	ASYG12KMTB	ASYG14KMTB	
	Outdoor unit		AOYG07KMTA	AOYG09KMTA	AOYG12KMTA	AOYG14KMTA	
Power Source	Single-phase, ~230V, 50Hz						
Capacity	Cooling	kW	2.0 (0.9-3.0)	2.5 (0.9-3.2)	3.4 (0.9-3.9)	4.2 (0.9-4.4)	
	Heating		2.5 (0.9-3.4)	2.8 (0.9-4.0)	4.0 (0.9-5.3)	5.4 (0.9-6.0)	
Input Power	Cooling/Heating	kW	0.450/0.555	0.630/0.620	0.935/0.960	1.220/1.410	
EER	Cooling	W/W	4.43	3.97	3.65	3.44	
COP	Heating		4.52	4.52	4.17	3.83	
Pdesign	Cooling/Heating(-10°C)	kW	2.0/2.3	2.5/2.4	3.4/2.5	4.2/4.0	
SEER	Cooling	W/W	7.40	7.40	7.30	6.90	
SCOP	Heating (Average)		4.10	4.10	4.40	4.10	
Energy Efficiency Class	Cooling	A++		A++	A++	A++	
	Heating (Average)	A+		A+	A+	A+	
Max. Operating Current	Cooling/Heating	A	6.5/9.0	6.5/9.0	6.5/9.0	6.5/9.0	
Annual Energy Consumption	Cooling	kWh/a	95	118	163	213	
	Heating		785	819	795	1367	
Moisture Removal		l/h	1.0	1.3	1.8	2.1	
Sound Pressure Level	Indoor (Cooling)	H/M/L/Q	dB(A)	38/33/29/20	40/34/29/20	40/35/30/20	43/36/30/20
	Indoor (Heating)	H/M/L/Q		41/35/31/22	42/36/31/22	42/38/33/22	44/39/33/24
	Outdoor(Cooling/Heating)	High		46/46	46/46	50/50	50/50
Sound Power Level	Indoor(Cooling/Heating)	High	54/56	55/57	55/58	57/59	
	Outdoor(Cooling/Heating)	High	61/61	61/62	65/65	65/66	
Air flow Rate	Indoor / Outdoor (Cooling)	High	650/1,650	700/1,650	700/1,700	770/1,680	
	Indoor / Outdoor (Heating)	High	720/1,450	750/1,450	770/1,470	800/1,580	
Net Dimensions H x W x D	Indoor	mm	270×834×222	270×834×222	270×834×222	270×834×222	
	Outdoor	mm	541×663×290	541×663×290	541×663×290	542×799×290	
Weight	Indoor	kg(lbs)	10 (22)	10 (22)	10 (22)	10 (22)	
	Outdoor	kg(lbs)	23 (51)	23 (51)	25 (55)	31 (68)	
Connection Pipe Diameter (Liquid / Gas)		mm	6.35/9.52	6.35/9.52	6.35/9.52	6.35/9.52	
Drain hose Diameter (I.D./O.D.)			13.8/15.8 to 16.7	13.8/15.8 to 16.7	13.8/15.8 to 16.7	13.8/15.8 to 16.7	
Max Pipe Length (Pre-Charge)		m	20 (15)	20 (15)	20 (15)	20 (15)	
Max Height Difference			15	15	15	15	
Operation Range	Cooling	°CDB	-10 to 46	-10 to 46	-10 to 46	-10 to 46	
	Heating		-15 to 24	-15 to 24	-15 to 24	-15 to 24	
Refrigerant	Type (Global Warming Potential)		R32 (675)	R32 (675)	R32 (675)	R32 (675)	
	Charge	kg(CO2eq-T)	0.6 (0.405)	0.6 (0.405)	0.7 (0.473)	0.85 (0.574)	

Optional parts

- Wired Remote Controller: UTY-RNNYM, UTY-RVNYM
- Simple Remote Controller: UTY-RSNYM
- External connect kit: UTY-XWZX25
- Communication kit: UTY-TWBXF2
- Wireless LAN Interface: UTY-TFSXW1

Dimensions

(Unit : mm)



SPLIT

NEW


Wall Mounted Standard Range

High Efficiency & Large Room




High energy saving

Top class high efficiency is achieved by high efficient lamda heat exchanger, large cross flow fan and new refrigerant.



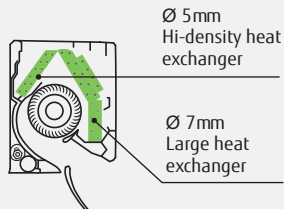
SEER 7.7 *1 SCOP 4.5 *1

*1: 18 model



Hybrid-heat exchanger

The heat exchange efficiency has been significantly improved with the large hybrid heat exchanger, attaining the top-level SEER and SCOP.



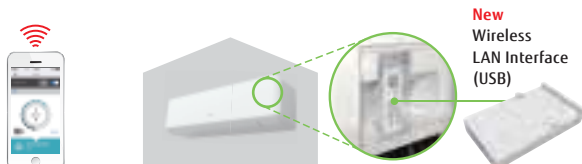
Ø107 Large cross-flow fan

With the large-diameter fan, efficient air volume can be obtained at low power.

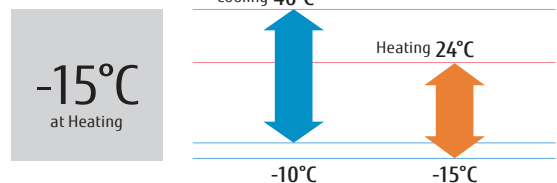


Smart device Control (Option)

This model can be controlled from anywhere using smart device by installing optional wireless LAN interface. Wireless LAN interface can be installed easily without specialized installation work.



Low ambient operation





For ASYG18KMTA

For ASYG24KMTA

Specifications


Model No.	Indoor unit		Outdoor unit		ASYG18KMTA	ASYG24KMTA	
					AOYG18KMTA	AOYG24KMTA	
Power Source					Single-phase, ~230V, 50Hz		
Capacity	Cooling	kW			5.2(0.9-6.0)	7.1(0.9-8.3)	
	Heating				6.3(0.9-8.7)	8.0(0.9-10.1)	
Input Power	Cooling/Heating	kW			1.39/1.56	2.08/1.91	
EER	Cooling	W/W			3.74	3.41	
COP	Heating				4.04	4.19	
Pdesign	Cooling/Heating(-10°C)	kW			5.2/4.8	7.1/7.1	
SEER	Cooling	W/W			7.77	7.28	
SCOP	Heating (Average)				4.56	4.18	
Energy Efficiency Class	Cooling			A++	A++		
	Heating (Average)			A+	A+		
Max. Operating Current	Cooling/Heating	A			9.5/13.5	13.5/16.0	
Annual Energy Consumption	Cooling	kWh/a			234	341	
	Heating				1,472	2,372	
Moisture Removal			l/h			1.3	2.7
Sound Pressure Level	Indoor (Cooling)	H/M/L/Q			45/40/35/29	49/40/35/29	
	Indoor (Heating)	H/M/L/Q			46/40/35/29	49/40/35/29	
	Outdoor(Cooling/Heating)	High	dB(A)			50/50	54/52
Sound Power Level	Indoor(Cooling/Heating)	High				60/61	65/65
	Outdoor(Cooling/Heating)	High				65/65	67/66
Airflow Rate	Indoor / Outdoor (Cooling)	High	m³/h			980/2,346	1,170/3,240
	Indoor / Outdoor (Heating)	High				1,020/2,100	1,170/2,820
Net Dimensions H x W x D	Indoor			mm	280 × 980 × 240	280 × 980 × 240	
	Outdoor			mm	632 × 799 × 290	716 × 820 × 315	
Weight	Indoor			kg(lbs)	12.5	12.5	
	Outdoor			kg(lbs)	36(79)	42(93)	
Connection Pipe Diameter (Liquid / Gas)					mm	6.35 / 12.70	
Drain hose Diameter (I.D./O.D.)						13.8/15.8 to 16.7	
Max Pipe Length (Pre-Charge)					m	25(15)	
Max Height Difference						20	
Operation Range	Cooling			°CDB			
	Heating				-10 to 46	-10 to 46	
Refrigerant	Type (Global Warming Potential)					R32 (675)	R32 (675)
	Charge			kg(CO2eq-T)	1.02(0.689)	1.32(0.891)	

Optional parts

- Wired Remote Controller: UTY-RNRYZ3, UTY-RLRY
- Simple Remote Controller: UTY-RSRY, UTY-RHRY
- External input and output PCB: UTY-XCSXZ2
- External connect kit: UTY-XWZXZ5
- Communication kit: UTY-TWRXZ2
- Wireless LAN Interface: UTY-TFSXF2

Dimensions

(Unit : mm)



SPLIT

NEW

Wall Mounted ECO Range

Compact & Comfort



Slim & stylish square design

Slim and stylish square design is realized by high density multi-path heat exchanger and high efficiency wind blower.



High energy saving

Top class high efficiency is achieved by high efficient lamda heat exchanger, large cross flow fan and new refrigerant.



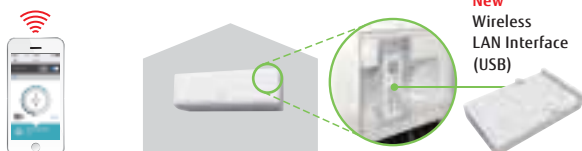
Comfortable airflow & Silent operation

The big louver and the new air blowing structure have attained a comfortable air flow that spreads wider to user's feet and silent operation.

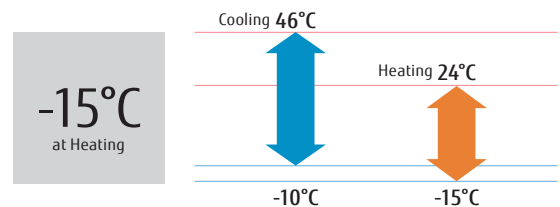


Smart device Control (Option)

This model can be controlled from anywhere using smart device by installing optional wireless LAN interface. Wireless LAN interface can be installed easily without specialized installation work.



Low ambient operation



Model: ASYG07KPCA / ASYG09KPCA / ASYG12KPCA



Wireless R.C.



Specifications

Model No.	Indoor unit		ASYG07KPCA	ASYG09KPCA	ASYG12KPCA
	Outdoor unit		A0YG07KPCA	A0YG09KPCA	A0YG12KPCA
Power Source			Single-phase, ~230V, 50Hz		
Capacity	Cooling	kW	2.0 (0.9-2.8)	2.5 (0.9-3.0)	3.4 (0.9-3.7)
	Heating		2.5 (0.9-3.4)	2.8 (0.9-3.8)	3.8 (0.9-4.8)
Input Power	Cooling/Heating	kW	0.48/0.63	0.71/0.79	1.00/1.14
EER	Cooling	W/W	4.17	3.52	3.40
COP	Heating		3.97	3.54	3.33
Pdesign	Cooling/Heating(-10°C)	kW	2.0/2.2	2.5/2.4	3.4/2.5
SEER	Cooling	W/W	6.70	6.70	6.30
SCOP	Heating (Average)		4.00	4.00	4.10
Energy Efficiency Class	Cooling		A++	A++	A++
	Heating (Average)		A+	A+	A+
Max. Operating Current	Cooling/Heating	A	6.5/9.0	6.5/9.0	6.5/9.0
Annual Energy Consumption	Cooling	kWh/a	104	131	189
	Heating		769	840	853
Moisture Removal		l/h	1.0	1.3	1.8
Sound Pressure Level	Indoor (Cooling)	H/M/L/Q	dB(A)	45/38/31/22	46/40/33/22
	Indoor (Heating)	H/M/L/Q		45/40/36/26	46/40/35/27
Sound Power Level	Outdoor(Cooling/Heating)	High	45/46	47/47	49/51
	Indoor(Cooling/Heating)	High	57/58	57/58	59/59
Airflow Rate	Outdoor(Cooling/Heating)	High	57/58	59/59	62/62
	Indoor / Outdoor (Cooling)	High	630/1,650	630/1,650	630/1,700
Net Dimensions H x W x D	Indoor / Outdoor (Heating)	High	630/1,450	630/1,450	630/1,470
	Indoor	mm	270x784x224	270x784x224	270x784x224
Weight	Outdoor	mm	541x663x290	541x663x290	541x663x290
	Indoor	kg(lbs)	8(18)	8(18)	8(18)
Connection Pipe Diameter (Liquid / Gas)	Outdoor	kg(lbs)	23 (51)	23 (51)	25 (55)
	Indoor	mm	6.35/9.52	6.35/9.52	6.35/9.52
Drain hose Diameter (I.D./O.D.)			13.8/15.8 to 16.7	13.8/15.8 to 16.7	13.8/15.8 to 16.7
Max Pipe Length (Pre-Charge)		m	20 (15)	20 (15)	20 (15)
Max Height Difference			15	15	15
Operation Range	Cooling	°CDB	-10 to 46	-10 to 46	-10 to 46
	Heating		-15 to 24	-15 to 24	-15 to 24
Refrigerant	Type (Global Warming Potential)		R32 (675)	R32 (675)	R32 (675)
	Charge	kg(CO2eq-T)	0.55 (0.371)	0.55 (0.371)	0.59 (0.398)


Optional parts

Wireless LAN Interface: UTY-TFSXF2

Remote Controller Holder: UTZ-RXLA

Dimensions

(Unit : mm)



SPLIT

Wall Mounted ECO Range

Comfort for Large Room



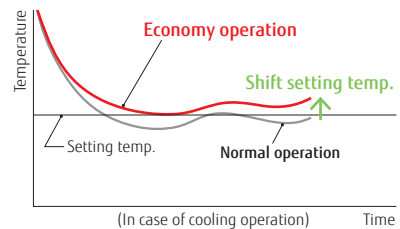
Narrow width & Compact Design

High performance and compact design model. Powerful airflow is realized despite 790 mm width compact design for compact spaces such as bed room or home office.



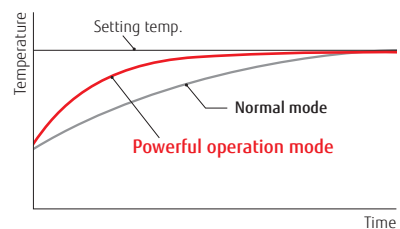
Economy operation

Setting temperature is shifted by 1°C automatically. Thermostat setting automatically changes according to the temperature to avoid unnecessary cooling and heating.



Powerful operation

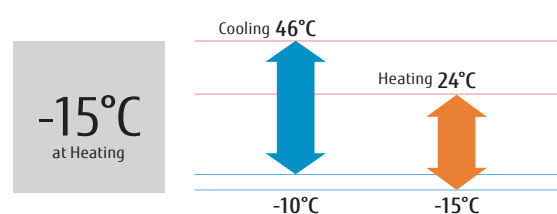
20 minutes continuous operation by maximum airflow and maximum compressor speed is possible. Rapid cooling and heating makes the room comfortable quickly.



ON-OFF Programmable timer

You can set an integrated ON-OFF or OFF-ON timer suitable for your life style. (Setting time: 0.5, 1, 1.5, 2, 2.5, -----9.5, 10, 11, 12 hours)

Low ambient operation





Model: ASYG18KLCA / ASYG24KLCA



Wireless R.C.



For ASYG18KLCA



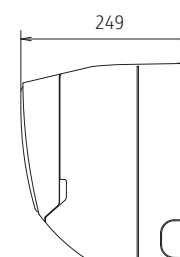
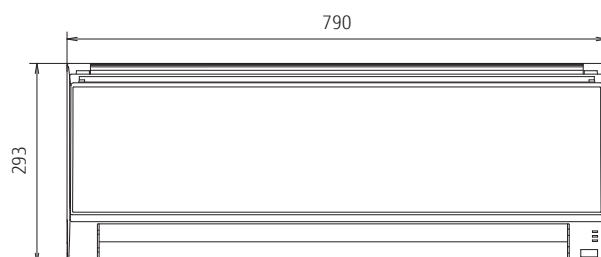
For ASYG24KLCA

Specifications

Model No.	Indoor unit		Outdoor unit		ASYG18KLCA	ASYG24KLCA
					AOYG18KLTA	AOYG24KLTA
Power Source					Single-phase, ~230V, 50Hz	
Capacity	Cooling		kW			7.1(0.9-7.7)
	Heating					8.0(0.9-9.0)
Input Power	Cooling/Heating		kW			2.42/2.225
EER	Cooling		W/W			2.93
COP	Heating					3.60
Pdesign	Cooling/Heating(-10°C)		kW			7.10/7.10
SEER	Cooling		W/W			7.10
SCOP	Heating (Average)					4.00
Energy Efficiency Class	Cooling				A++	A++
	Heating (Average)				A+	A+
Max. Operating Current	Cooling/Heating		A			13.5/17.5
Annual Energy Consumption	Cooling		kWh/a			350
	Heating					2485
Moisture Removal			l/h			3.1
Sound Pressure Level	Indoor (Cooling)	H/M/L/Q	dB(A)			51/45/38/33
	Indoor (Heating)	H/M/L/Q				52/45/41/37
	Outdoor(Cooling/Heating)	High				55/57
Sound Power Level	Indoor(Cooling/Heating)	High	dB(A)			64/65
	Outdoor(Cooling/Heating)	High				65/67
	Indoor / Outdoor (Cooling)	High				61/66
Airflow Rate	Indoor / Outdoor (Cooling)	High	m³/h			1,040/2,885
	Indoor / Outdoor (Heating)	High				995/2,265
Net Dimensions H x W x D	Indoor		mm			293×790×249
	Outdoor					542×799×290
Weight	Indoor		kg(lbs)			9.5 (21)
	Outdoor					33 (73)
Connection Pipe Diameter (Liquid / Gas)			mm			6.35/9.52
Drain hose Diameter (I.D./O.D.)						13.8/15.8 to 16.7
Max Pipe Length (Pre-Charge)			m			25 (15)
Max Height Difference						20
Operation Range	Cooling		°CDB			-10 to 46
	Heating					-15 to 24
Refrigerant	Type (Global Warming Potential)				R32(675)	R32(675)
	Charge		kg(CO2eq-T)			0.85(0.574)

Dimensions

(Unit : mm)



SPLIT

Wall Mounted Designer Range

High Spec & Design



reddot design award winner 2012

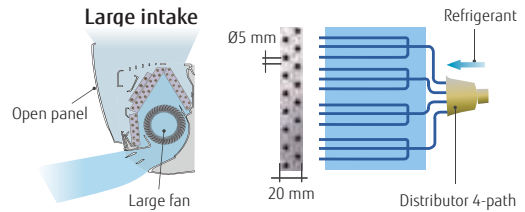


Thin & Slim design

Thin and slim design is realized by high density multi-path heat exchanger and high efficiency wind blower.



Big open panel and High density multi path heat exchanger



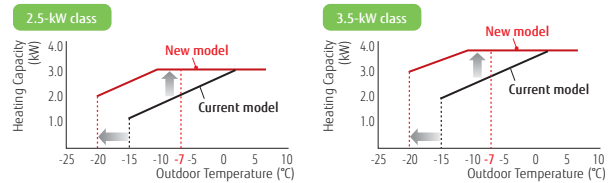
Human sensor

Human sensor catches movements of people in a room, and operates with lower capacity when people leave the room. When people come back to the room, it automatically returns to previous operating mode.



Powerful heating

Rated heating capacity is maintained up to an outdoor temperature lower than -7 °C. This new model can operate even at -20 °C low outdoor temperature.

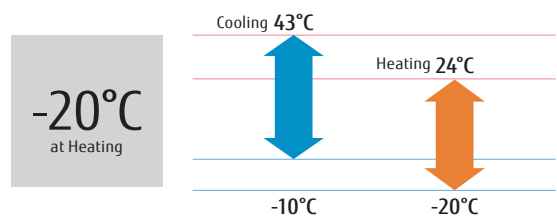


3 Mode timer (Weekly/Program/Sleep)

Weekly timer can be easily set by wireless remote controller. ON, OFF can be set up to 4 times in 1 day and up to 28 times in 1 week. For other modes, program timer and sleep timer can be also selected by one push.



Low ambient operation



Model: ASYG09LTCA / ASYG12LTCA



Wireless R.C.



For ASYG09LTCA



For ASYG12LTCA

Specifications

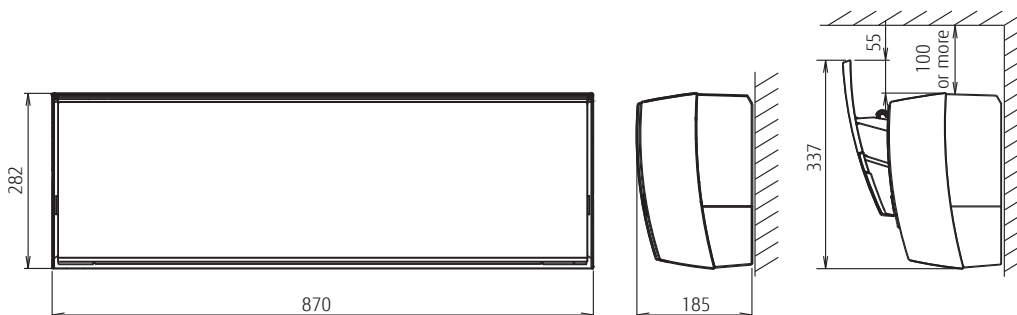
Model No.	Indoor unit		Outdoor unit		ASYG09LTCA	ASYG12LTCA	
					AOYG09LTC	AOYG12LTC	
Power Source					Single-phase, ~230V, 50Hz		
Capacity	Cooling		kW			2.5 (0.9-3.5)	3.5 (1.1-4.0)
	Heating					3.2 (0.9-5.4)	4.0 (0.9-6.5)
Input Power	Cooling/Heating		kW			0.505/0.660	0.850/0.910
	EER	Cooling		W/W			4.95
COP	Heating		W/W				4.85
	Pdesign	Cooling/Heating(-10°C)		kW			2.5/3.0
SEER	Cooling		W/W				8.50
	SCOP	Heating (Average)		W/W			4.60
Energy Efficiency Class		Cooling					A+++
	Max. Operating Current	Heating (Average)				A++	A++
Annual Energy Consumption		Cooling/Heating		A			6.5/9.0
	Cooling		kWh/a				103
Moisture Removal	Heating			l/h			912
					1.3	1.8	
Sound Pressure Level	Indoor (Cooling)	H/M/L/Q	dB(A)			42/36/32/21	43/37/32/21
	Indoor (Heating)	H/M/L/Q				42/37/32/21	43/38/32/21
	Outdoor(Cooling/Heating)	High				48/50	48/49
Sound Power Level	Indoor(Cooling/Heating)	High	dB(A)			59/61	60/62
	Outdoor(Cooling/Heating)	High				63/65	64/65
	Airflow Rate	Indoor / Outdoor (Cooling)		High	m³/h		
Net Dimensions H x W x D	Indoor / Outdoor (Heating)	High				800/1,700	850/2,000
	Weight	Indoor	mm	mm			282×870×185
Outdoor		mm			540×790×290	620×790×290	
Connection Pipe Diameter (Liquid / Gas)	Indoor	kg(lbs)	kg(lbs)			9.5 (21)	9.5 (21)
	Outdoor	kg(lbs)				33 (73)	40 (88)
Drain hose Diameter (I.D./O.D.)			mm			6.35/9.52	6.35/9.52
Max Pipe Length (Pre-Charge)			m			13.8/15.8 to 16.7	13.8/15.8 to 16.7
Max Height Difference			m			20 (15)	20 (15)
Operation Range			°CDB			15	15
	Cooling					-10 to 43	-10 to 43
Refrigerant			°CDB			-20 to 24	-20 to 24
	Type (Global Warming Potential)					R410A (2,088)	R410A (2,088)
Charge			kg(CO2eq-T)			1.05 (2.2)	1.20 (2.5)

Optional parts

- Wired Remote Controller: UTY-RNNYM, UTY-RVNYM
- Simple Remote Controller: UTY-RSNYM
- Communication kit: UTY-TWBXF2
- Wireless LAN Interface: UTY-TFNXZ1
- External Connect Kit: UTY-XWZXZ5

Dimensions

(Unit : mm)



SPLIT

Wall Mounted Designer Range

High COP



reddot design award winner 2012

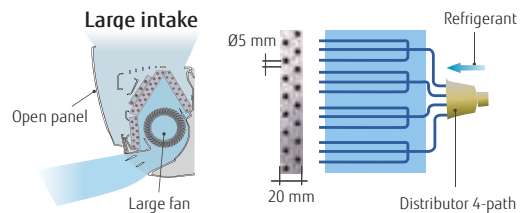


Thin & Slim design

Thin and slim design is realized by Ø5 mm heat exchanger and high efficiency wind blower.

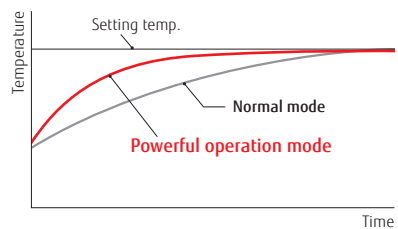


Big open panel and High density multi path heat exchanger



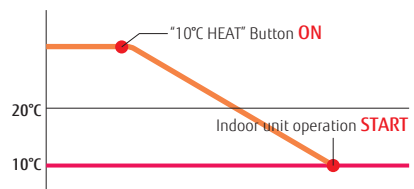
Powerful operation

20 minutes continuous operation by maximum airflow and maximum compressor speed is possible. Rapid cooling and heating makes the room comfortable quickly.



10°C HEAT Operation

The room temperature can be set to go no lower than 10°C, thus ensuring that the room does not get too cold when not occupied.
*Only available with Wireless RC.

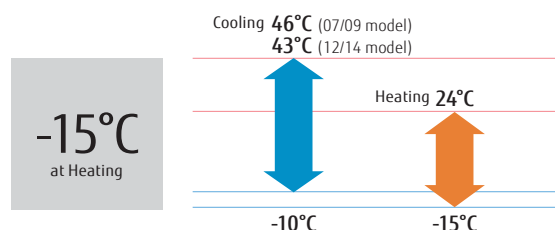


3 Mode timer (Weekly/Program/Sleep)

Weekly timer can be easily set by wireless remote controller. ON, OFF can be set up to 4 times in 1 day and up to 28 times in 1 week. For other modes, program timer and sleep timer can be also selected by one push.



Low ambient operation



Model: ASYG07LUCA / ASYG09LUCA / ASYG12LUCA / ASYG14LUCA



Wireless R.C.



For ASYG07/09LUCA



For ASYG12/14LUCA

Specifications

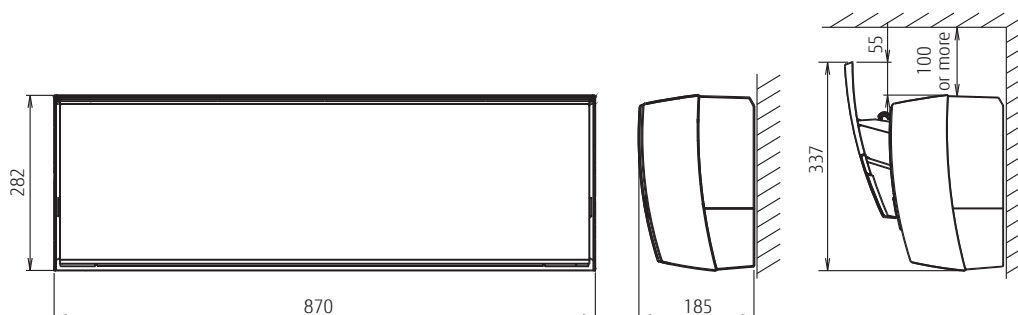
Model No.	Indoor unit		ASYG07LUCA	ASYG09LUCA	ASYG12LUCA	ASYG14LUCA	
	Outdoor unit		AOYG07LUCA	AOYG09LUCB	AOYG12LUC	AOYG14LUC	
Power Source	Single-phase, ~230V, 50Hz						
Capacity	Cooling	kW	2.0 (0.5-3.0)	2.5 (0.5-3.2)	3.5 (0.9-4.0)	4.2 (0.9-5.0)	
	Heating		3.0 (0.5-4.0)	3.2 (0.5-4.2)	4.0 (0.9-5.6)	5.4 (0.9-6.0)	
Input Power	Cooling/Heating	kW	0.460/0.740	0.555/0.680	0.905/0.930	1.235/1.380	
EER	Cooling	W/W	4.35	4.50	3.87	3.40	
COP	Heating		4.05	4.71	4.30	3.91	
Pdesign	Cooling/Heating(-10°C)	kW	2.0/2.6	2.5/2.8	3.5/3.9	4.2/4.8	
SEER	Cooling	W/W	7.20	7.10	7.05	6.78	
SCOP	Heating (Average)		4.02	4.10	4.00	4.00	
Energy Efficiency Class	Cooling		A++	A++	A++	A++	
	Heating (Average)		A+	A+	A+	A+	
Max. Operating Current	Cooling/Heating	A	6.0/7.5	6.0/7.5	6.5/9.0	9.0/10.5	
Annual Energy Consumption	Cooling	kWh/a	97	123	174	217	
	Heating		887	956	1363	1677	
Moisture Removal		l/h	1.0	1.3	1.8	2.1	
Sound Pressure Level	Indoor (Cooling)	H/M/L/Q	dB(A)	38/35/31/21	42/36/32/21	43/37/32/21	45/40/33/25
	Indoor (Heating)	H/M/L/Q		38/35/31/21	42/37/32/21	43/38/32/21	45/40/34/27
Outdoor(Cooling/Heating)	High	46/46		48/48	50/50	50/50	
Outdoor(Cooling/Heating)	High	57/59		59/61	60/62	60/64	
Sound Power Level	Indoor(Cooling/Heating)	High	57/59	59/61	60/62	60/64	
	Outdoor(Cooling/Heating)	High	58/58	60/60	65/65	65/65	
Airflow Rate	Indoor / Outdoor (Cooling)	High	680/1,720	800/1,720	850/1,940	900/1,940	
	Indoor / Outdoor (Heating)	High	710/1,510	800/1,510	850/1,700	950/1,700	
Net Dimensions H x W x D	Indoor	mm	282×870×185	282×870×185	282×870×185	282×870×185	
	Outdoor	mm	540×660×290	540×660×290	540×790×290	540×790×290	
Weight	Indoor	kg(lbs)	9.5 (21)	9.5 (21)	9.5 (21)	9.5 (21)	
	Outdoor	kg(lbs)	23 (51)	25 (55)	33 (73)	34 (75)	
Connection Pipe Diameter (Liquid / Gas)		mm	6.35/9.52	6.35/9.52	6.35/9.52	6.35/12.70	
Drain hose Diameter (I.D./O.D.)			13.8/15.8 to 16.7	13.8/15.8 to 16.7	13.8/15.8 to 16.7	13.8/15.8 to 16.7	
Max Pipe Length (Pre-Charge)		m	20 (15)	20 (15)	20 (15)	20 (15)	
Max Height Difference			15	15	15	15	
Operation Range	Cooling	°CDB	-10 to 46	-10 to 46	-10 to 43	-10 to 43	
	Heating		-15 to 24	-15 to 24	-15 to 24	-15 to 24	
Refrigerant	Type (Global Warming Potential)		R410A (2,088)	R410A (2,088)	R410A (2,088)	R410A (2,088)	
	Charge	kg(CO2eq-T)	0.70 (1.5)	0.85 (1.8)	1.05 (2.2)	1.05 (2.2)	

Optional parts

- Wired Remote Controller: UTY-RNNYM, UTY-RVNYM
- Simple Remote Controller: UTY-RSNYM
- Communication kit: UTY-TWBXF2
- Wireless LAN Interface: UTY-TFNXZ1
- External Connect Kit: UTY-XWZXZ5

Dimensions

(Unit : mm)



SPLIT

Wall Mounted Standard Range

High Efficiency & Comfort



High efficient compact design



High density heat exchanger

$\phi 5$

Making the tube thin:
7 mm → 5 mm

Increase of heat exchanger volume by high density and adopting sub heat exchanger

Even temperature

↓

Improved heat exchanger effectiveness

More comfort airflow



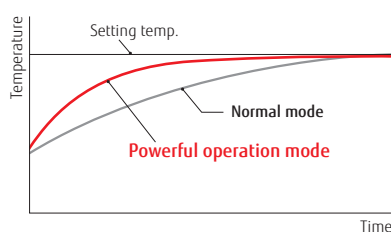
Vertical airflow provides powerful floor level heating



Horizontal airflow does not blow cool air directly at the occupants in the room.

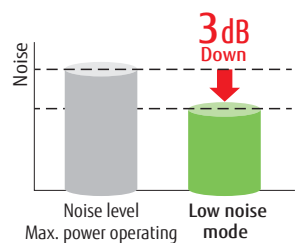
Powerful operation

20 minutes continuous operation by maximum airflow and maximum compressor speed is possible. Rapid cooling and heating makes the room comfortable quickly.



Low noise mode for outdoor unit

Low noise mode of outdoor unit can be selected by wireless remote controller.



Model: ASYG07LMCE / ASYG09LMCE / ASYG12LMCE / ASYG14LMCE



Wireless R.C.



For ASYG07/09/12LMCE



For ASYG14LMCE

Specifications

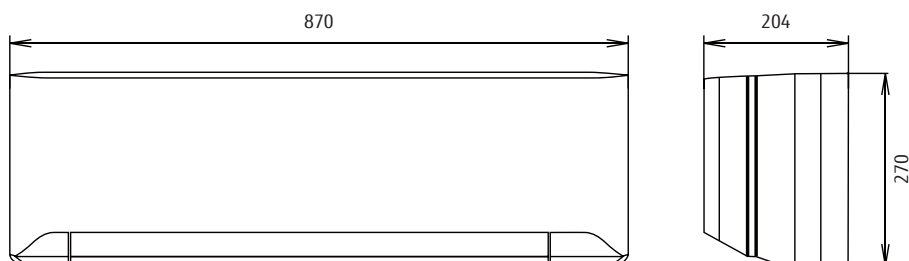
Model No.	Indoor unit		ASYG07LMCE	ASYG09LMCE	ASYG12LMCE	ASYG14LMCE	
	Outdoor unit		AOYG07LMCE	AOYG09LMCE	AOYG12LMCE	AOYG14LMCE	
Power Source	Single-phase, ~230V, 50Hz						
Capacity	Cooling	kW	2.0(0.5-3.0)	2.5(0.5-3.2)	3.4(0.9-3.9)	4.0(0.9-4.4)	
	Heating		3.0(0.5-3.4)	3.2(0.5-4.0)	4.0(0.9-5.3)	5.0(0.9-6.0)	
Input Power	Cooling/Heating	kW	0.465/0.685	0.65/0.73	0.97/1.02	1.135/1.365	
EER	Cooling	W/W	4.30	3.85	3.50	3.52	
COP	Heating		4.38	4.38	3.92	3.66	
Pdesign	Cooling/Heating(-10°C)	kW	2.0/2.3	2.5/2.4	3.4/3.5	4.0/3.9	
SEER	Cooling	W/W	6.80	7.00	7.00	6.90	
SCOP	Heating (Average)		4.10	4.10	4.00	4.00	
Energy Efficiency Class	Cooling		A++	A++	A++	A++	
	Heating (Average)		A+	A+	A+	A+	
Max. Operating Current	Cooling/Heating	A	6.0/7.5	6.0/7.5	6.5/9.0	9.0/10.5	
Annual Energy Consumption	Cooling	kWh/a	103	125	170	203	
	Heating		786	820	1,225	1,365	
Moisture Removal		l/h	1.0	1.3	1.8	2.1	
Sound Pressure Level	Indoor (Cooling)	H/M/L/Q	dB(A)	43/40/32/21	43/40/32/21	43/40/32/21	44/40/33/25
	Indoor (Heating)	H/M/L/Q		43/38/33/22	43/38/33/22	43/38/33/22	44/40/35/27
Outdoor(Cooling/Heating)	High	45/45		45/45	50/50	50/50	
Sound Power Level	Indoor(Cooling/Heating)	High		59/59	59/59	59/59	60/60
Air flow Rate	Indoor / Outdoor (Cooling)	High	m³/h	750/1,670	750/1,670	750/1,830	770/1,940
	Indoor / Outdoor (Heating)	High		750/1,470	750/1,470	750/1,600	770/1,700
Net Dimensions H x W x D	Indoor	mm	270×870×204	270×870×204	270×870×204	270×870×204	
	Outdoor	mm	535×663×293	535×663×293	535×663×293	540×790×290	
Weight	Indoor	kg(lbs)	8.5(19)	8.5(19)	8.5(19)	8.5(19)	
	Outdoor	kg(lbs)	21(46)	21(46)	26(57)	34(75)	
Connection Pipe Diameter (Liquid / Gas)		mm	6.35/9.52	6.35/9.52	6.35/9.52	6.35/12.70	
Drain hose Diameter (I.D./O.D.)			13.8/15.8 to 16.7	13.8/15.8 to 16.7	13.8/15.8 to 16.7	13.8/15.8 to 16.7	
Max Pipe Length (Pre-Charge)		m	20(15)	20(15)	20(15)	20(15)	
Max Height Difference			15	15	15	15	
Operation Range	Cooling	°CDB	-10 to 43	-10 to 43	-10 to 43	-10 to 43	
	Heating		-15 to 24	-15 to 24	-15 to 24	-15 to 24	
Refrigerant	Type (Global Warming Potential)		R410A(2,088)	R410A(2,088)	R410A(2,088)	R410A(2,088)	
	Charge	kg(CO2eq-T)	0.70 (1.5)	0.70 (1.5)	0.85 (1.8)	1.05 (2.2)	

Optional parts

- Wired Remote Controller: UTY-RNNYM, UTY-RVNYM
- Simple Remote Controller: UTY-RSNYM
- Communication kit: UTY-XCBXZ2
- Wireless LAN Interface: UTY-TFNXZ1
- External Connect kit: UTY-XWZXZ5

Dimensions

(Unit : mm)



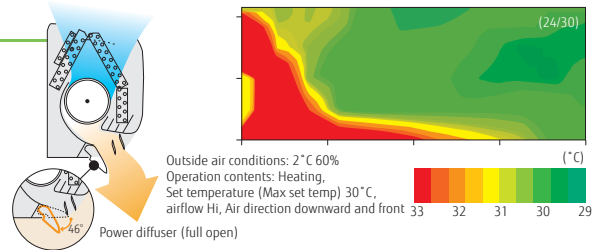
SPLIT

Wall Mounted Standard Range

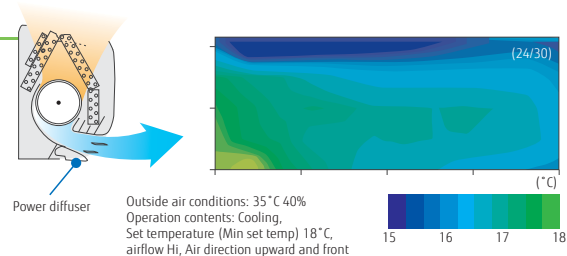
Comfort for Large Room



"Vertical airflow" provides powerful floor level heating




"Horizontal airflow" does not blow cool air directly at the occupants in the room




Air conditioner filter features

Using different filters at both sides



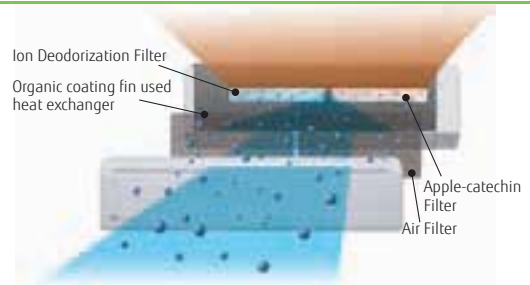
Ion Deodorization Filter

The filter deodorizes by powerfully decomposing absorbed odors using the oxidizing and reducing effects of ions generated by the ultra-fine-particle ceramic.



Apple-catechin Filter

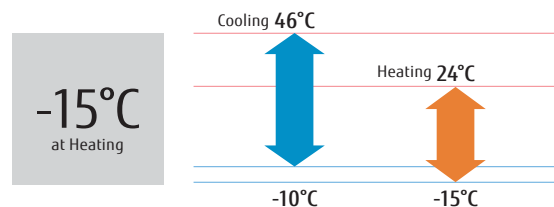
The Apple-catechin filter uses static electricity to clean fine particles and dust in the air.



Flexible Installation

	18 model	24 model	30 model
Max. Piping Length	25 m	30 m	50 m
Max. Height	20 m	20 m	30 m

Low ambient operation



Model: ASYG18LFCA / ASYG24LFCC / ASYG30LFCA



Wireless R.C.



For ASYG18LFCA, ASYG24LFCC



For ASYG30LFCA

Specifications

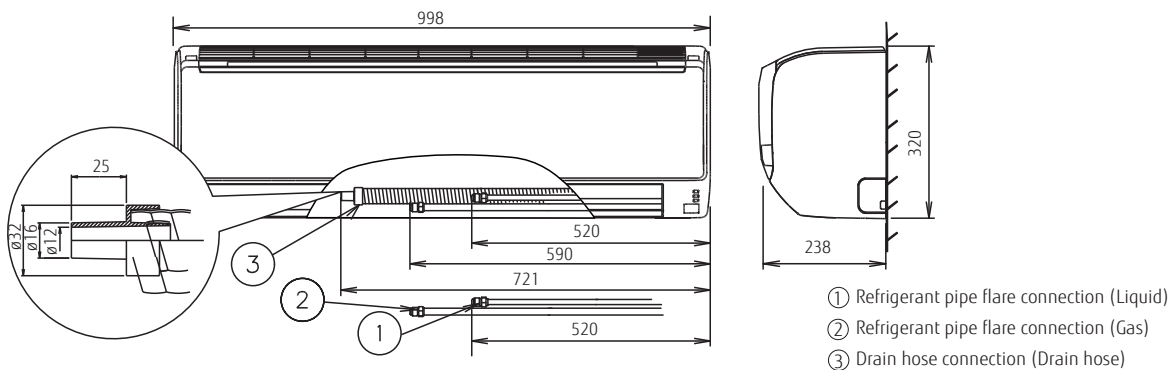
Model No.	Indoor unit		ASYG18LFCA	ASYG24LFCC	ASYG30LFCA	
	Outdoor unit		AOYG18LFC	AOYG24LFC	AOYG30LFT	
Power Source			Single-phase, ~230V, 50Hz			
Capacity	Cooling	kW	5.2 (0.9-6.0)	7.1 (0.9-8.0)	8.0 (2.9-9.0)	
	Heating		6.3 (0.9-9.1)	8.0 (0.9-10.6)	8.8 (2.2-11.0)	
Input Power	Cooling/Heating	kW	1.52/1.71	2.20/2.21	2.49/2.44	
EER	Cooling	W/W	3.42	3.23	3.21	
COP	Heating		3.68	3.61	3.61	
Pdesign	Cooling/Heating(-10°C)	kW	5.2/5.9	7.1/7.1	8.0/8.0	
SEER	Cooling	W/W	6.94	6.11	5.69	
SCOP	Heating (Average)		3.87	3.80	3.80	
Energy Efficiency Class	Cooling		A++	A++	A+	
	Heating (Average)		A	A	A	
Max. Operating Current	Cooling/Heating	A	9.0/12.5	13.5/18.5	17.0/19.0	
Annual Energy Consumption	Cooling	kWh/a	262	406	492	
	Heating		2,130	2,610	2,941	
Moisture Removal		l/h	2.6	2.7	3.2	
Sound Pressure Level	Indoor (Cooling)	H/M/L/Q	dB(A)	43/37/33/26	49/42/37/32	48/42/37/33
	Indoor (Heating)	H/M/L/Q		42/37/33/25	48/42/37/32	49/42/37/33
	Outdoor(Cooling/Heating)	High		50/51	55/56	53/56
Sound Power Level	Indoor(Cooling/Heating)	High	58/58	64/64	64/64	
	Outdoor(Cooling/Heating)	High	65/-	68/-	68/-	
Airflow Rate	Indoor / Outdoor (Cooling)	High	900/2,150	1,120/2,460	1,100/3,600	
	Indoor / Outdoor (Heating)	High	900/2,070	1,120/2,340	1,150/3,600	
Net Dimensions H x W x D	Indoor	mm	320×998×238	320×998×238	320×998×238	
	Outdoor	mm	620×790×290	620×790×290	830×900×330	
Weight	Indoor	kg(lbs)	14 (31)	14 (31)	14 (31)	
	Outdoor	kg(lbs)	41 (90)	41 (90)	61 (135)	
Connection Pipe Diameter (Liquid / Gas)		mm	6.35/12.70	6.35/15.88	9.52/15.88	
Drain hose Diameter (I.D./O.D.)			12/16	12/16	12/16	
Max Pipe Length (Pre-Charge)		m	25 (15)	30 (15)	50 (20)	
Max Height Difference			20	20	30	
Operation Range	Cooling	°CDB	-10 to 46	-10 to 46	-10 to 46	
	Heating		-15 to 24	-15 to 24	-15 to 24	
Refrigerant	Type (Global Warming Potential)		R410A (2,088)	R410A (2,088)	R410A (2,088)	
	Charge	kg(CO2eq-T)	1.20 (2.5)	1.80 (3.8)	2.1 (4.4)	

Optional parts

- Wired Remote Controller: UTY-RNNYM, UTY-RVNYM
- Simple Remote Controller: UTY-RSNYM
- Wireless LAN Interface: UTY-TFNXZ1
- External Connect Kit: UTY-XWZX

Dimensions

(Unit : mm)



SPLIT

Wall Mounted Standard Range

Comfort for Large Room

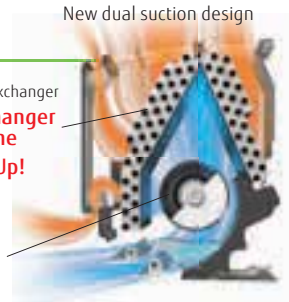


Large Capacity & Powerful airflow

Achieved large capacity and powerful airflow by large heat exchanger, long cross-flow fan, high output DC fan motor and new airflow structure design.




Large heat exchanger
Heat exchanger volume 37% Up!



Human sensor

Human sensor catches movements of people in a room, and operates with lower capacity when people leave the room. When people come back to the room, it automatically returns to previous operating mode.




Server room function*

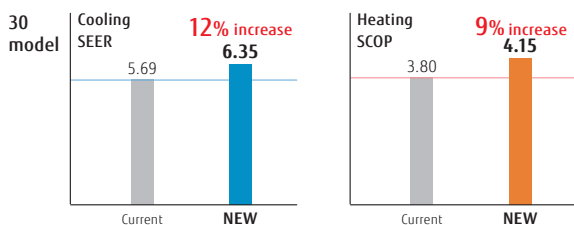
The following interlock operation is possible by connecting 2 indoor units with a cable. Cooling operation can be performed even in the low outdoor temperature and low humidity environment.

- **Alternative operation:** Two units operate alternately
- **Backup operation:** When 1 unit breaks down, the other unit starts operating automatically.
- **Supporting operation:** Both units operate simultaneously when the loaded capacity is not enough with one unit

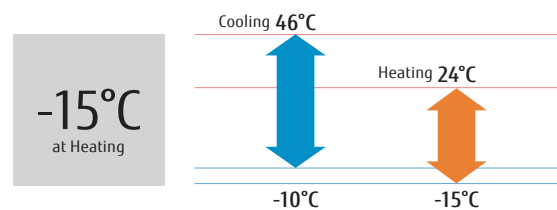
*2 x UTY-XWNX of optional parts are required.



High seasonal energy efficiency



Low ambient operation



Model: ASYG30LMTA / ASYG36LMTA



Wireless R.C.



Specifications

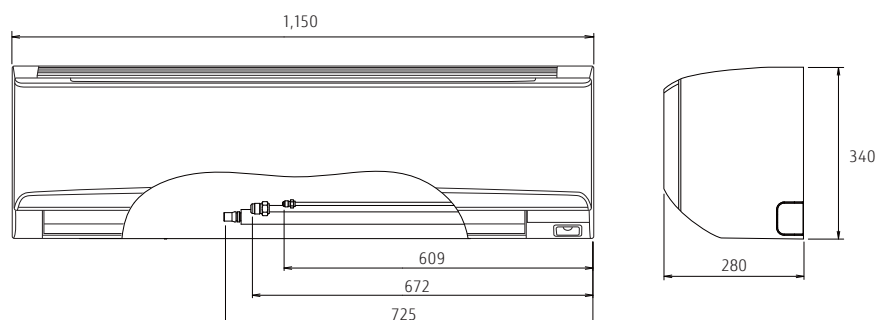
Model No.	Indoor unit		Outdoor unit		ASYG30LMTA	ASYG36LMTA	
					AOYG30LMTA	AOYG36LMTA	
Power Source					Single-phase, ~230V, 50Hz		
Capacity	Cooling	kW			8.0 (2.9-9.0)	9.4 (2.9-10.0)	
	Heating				8.8 (2.2-11.0)	10.1 (2.7-11.2)	
Input Power	Cooling/Heating	kW			2.33/2.41	3.16/2.96	
EER	Cooling	W/W			3.43	2.97	
COP	Heating				3.65	3.41	
Pdesign	Cooling/Heating(-10°C)	kW			8.0/6.5	9.4/7.1	
SEER	Cooling	W/W			6.35	5.73	
SCOP	Heating (Average)				4.15	4.19	
Energy Efficiency Class	Cooling			A++	A+		
	Heating (Average)			A+	A+		
Max. Operating Current	Cooling/Heating	A			14.5/14.5	19.0/19.0	
Annual Energy Consumption	Cooling	kWh/a			441	575	
	Heating				2,193	2,373	
Moisture Removal			l/h			2.7	3.7
Sound Pressure Level	Indoor (Cooling)	H/M/L/Q	dB(A)			50/44/38/31	50/44/38/31
	Indoor (Heating)	H/M/L/Q				49/44/39/33	49/44/39/33
	Outdoor(Cooling/Heating)	High				52/55	55/56
Sound Power Level	Indoor(Cooling/Heating)	High			65/65	65/65	
	Outdoor(Cooling/Heating)	High			67/68	68/70	
Airflow Rate	Indoor / Outdoor (Cooling)	High	m³/h			1,380/3,600	1,380/3,800
	Indoor / Outdoor (Heating)	High				1,380/3,600	1,380/3,800
Net Dimensions H x W x D	Indoor	mm				340×1,150×280	340×1,150×280
	Outdoor	mm				830×900×330	830×900×330
Weight	Indoor	kg(lbs)			18 (40)	18 (40)	
	Outdoor	kg(lbs)			61 (134)	61 (134)	
Connection Pipe Diameter (Liquid / Gas)			mm			9.52/15.88	9.52/15.88
Drain hose Diameter (I.D./O.D.)					13.8 / 15.8 to 16.7	13.8 / 15.8 to 16.7	
Max Pipe Length (Pre-Charge)			m			50 (20)	50 (20)
Max Height Difference					30	30	
Operation Range	Cooling	°CDB			-15 to 46	-15 to 46	
	Heating				-15 to 24	-15 to 24	
Refrigerant	Type (Global Warming Potential)					R410A (2,088)	R410A (2,088)
	Charge	kg(CO2eq-T)					2.10 (4.4)

Optional parts

- Wired Remote Controller: UTY-RNRYZ3, UTY-RVNYM, UTY-RLRY, UTY-RNNYM
- Simple Remote Controller: UTY-RSRY, UTY-RSNYM, UTY-RSRY
- Communication kit: UTY-TWRX, UTY-XWNX
- External input and output PCB (with box): UTY-XCSXZ2 + UTZ-GXXB
- Wireless LAN Interface: UTY-TFNXZ1
- External Connect Kit: UTY-XWZX

Dimensions


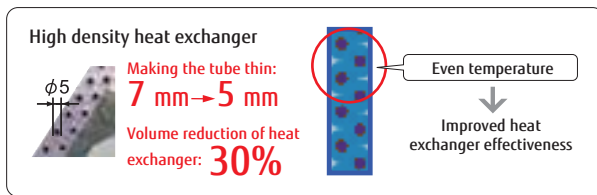
(Unit : mm)



Wall Mounted ECO Range Compact & Comfort

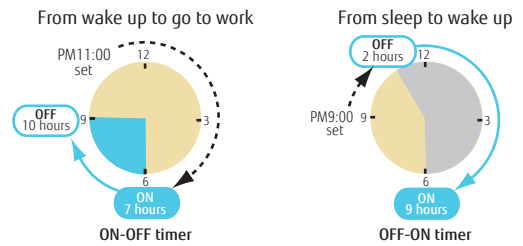


High efficient compact design



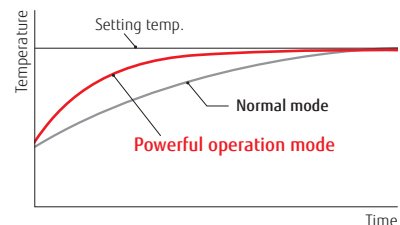
ON-OFF Programmable timer

You can set an integrated ON-OFF or OFF-ON timer suitable for your life style. (Setting time: 0.5, 1, 1.5, 2, 2.5, -----9.5, 10, 11, 12 hours)



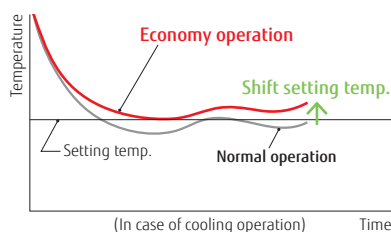
Powerful operation

20 minutes continuous operation by maximum airflow and maximum compressor speed is possible. Rapid cooling and heating makes the room comfortable quickly.

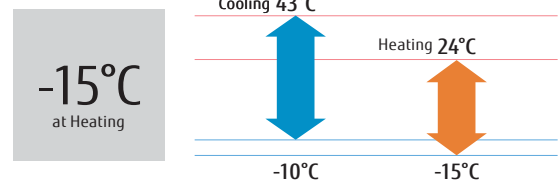


Economy operation

Setting temp. is shifted by 1°C automatically.



Low ambient operation



Model: ASYG07LLCE / ASYG09LLCE / ASYG12LLCE



Wireless R.C.



Specifications

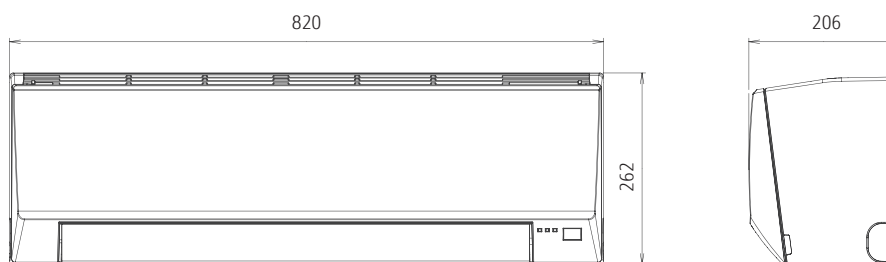
Model No.	Indoor unit		ASYG07LLCE	ASYG09LLCE	ASYG12LLCE
	Outdoor unit		AOYG07LLCE	AOYG09LLCE	AOYG12LLCE
Power Source			Single-phase, ~230V, 50Hz		
Capacity	Cooling	kW	2.0(0.9-2.8)	2.5(0.9-3.0)	3.4(0.9-3.8)
	Heating		2.7(0.9-3.6)	3.0(0.9-3.8)	4.0(0.9-5.0)
Input Power	Cooling/Heating	kW	0.470/0.620	0.730/0.740	1.080/1.130
EER	Cooling	W/W	4.26	3.42	3.15
COP	Heating		4.35	4.05	3.54
Pdesign	Cooling/Heating(-10°C)	kW	2.0/2.2	2.5/2.3	3.4/3.2
SEER	Cooling	W/W	6.70	6.90	6.60
SCOP	Heating (Average)		4.00	4.00	3.80
Energy Efficiency Class	Cooling		A++	A++	A++
	Heating (Average)		A+	A+	A
Max. Operating Current	Cooling/Heating	A	6.0/7.5	6.0/7.5	6.5/9.0
Annual Energy Consumption	Cooling	kWh/a	104	127	180
	Heating		770	805	1,179
Moisture Removal		l/h	1.0	1.3	1.8
Sound Pressure Level	Indoor (Cooling)	H/M/L/Q	dB(A)	43/38/33/22	43/38/33/22
	Indoor (Heating)	H/M/L/Q		43/38/33/22	43/38/33/22
	Outdoor(Cooling/Heating)	High		47/48	47/48
Sound Power Level	Indoor(Cooling/Heating)	High	dB(A)	59/60	59/60
	Outdoor(Cooling/Heating)	High		61/61	61/61
	Indoor / Outdoor (Cooling)	High		720/1,670	720/1,670
Airflow Rate	Indoor / Outdoor (Heating)	High	740/1,470	740/1,470	740/1,600
	Indoor	mm	262×820×206	262×820×206	262×820×206
Net Dimensions H x W x D	Outdoor	mm	535×663×293	535×663×293	535×663×293
	Indoor	kg(lbs)	7.0 (15)	7.0 (15)	7.0 (15)
Weight	Outdoor	kg(lbs)	24 (53)	24 (53)	26 (57)
	Connection Pipe Diameter (Liquid / Gas)	mm	6.35/9.52	6.35/9.52	6.35/9.52
Drain hose Diameter (I.D./O.D.)			13.8/15.8 to 16.7	13.8/15.8 to 16.7	13.8/15.8 to 16.7
Max Pipe Length (Pre-Charge)		m	20(15)	20(15)	20(15)
Max Height Difference			15	15	15
Operation Range	Cooling	°CDB	-10 to 43	-10 to 43	-10 to 43
	Heating		-15 to 24	-15 to 24	-15 to 24
Refrigerant	Type (Global Warming Potential)		R410A(2,088)	R410A(2,088)	R410A(2,088)
	Charge	kg(CO2eq-T)	0.65(1.4)	0.65(1.4)	0.85(1.8)

Optional parts

Remote Controller Holder: UTZ-RXLA

Dimensions

(Unit : mm)



SPLIT

NEW

Compact Cassette

4-way Flow

Compact & Comfort



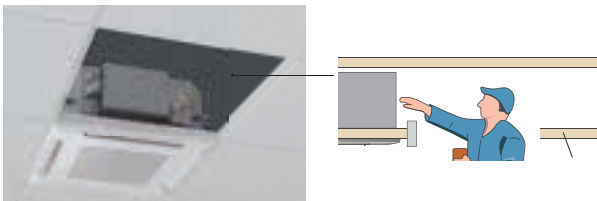
Compact and stylish panel design

Compact and stylish panel design fits the grid type ceiling. It is a linear design suitable for grid shape of 620 mm x 620 mm grid ceiling.



Easy maintenance

Maintenance is easier by removing the ceiling panel next to the grill, maintenance can be done, and new installation of inspection hole is unnecessary, so construction costs can be suppressed.



The air inlet grill can be installed in various directions, so maintenance is easy.

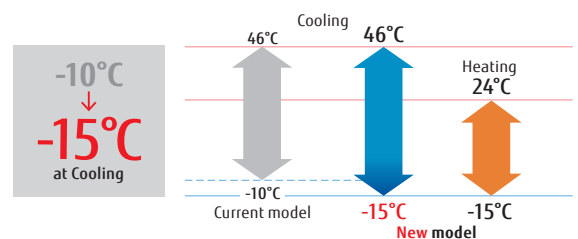


Flexible installation

It is suitable for ceiling of grid type and it has high degree of freedom of installation and it can be installed beside lighting and ventilation opening.



Low ambient operation





Model: AUXG09KVLA / AUXG12KVLA / AUXG14KVLA / AUXG18KVLA / AUXG22KVLA / AUXG24KVLA



For AUXG9/12/14KVLA

For AUXG18/22KVLA

For AUXG24KVLA

Specifications

Model No.	Indoor unit		AUXG09KVLA	AUXG12KVLA	AUXG14KVLA	AUXG18KVLA	AUXG22KVLA	AUXG24KVLA	
	Outdoor unit		AOYG09KBTB	AOYG12KBTB	AOYG14KBTB	AOYG18KBTB	AOYG22KBTB	AOYG24KBTB	
Power Source			Single-phase, ~230V, 50Hz						
Capacity	Cooling	kW	2.5 (0.9-3.2)	3.5 (0.9-4.4)	4.3 (0.9-5.4)	5.2 (0.9-5.9)	6.0 (0.9-6.7)	6.8 (0.9-8.0)	
	Heating		3.2 (0.9-4.7)	4.1 (0.9-5.7)	5.0 (0.9-6.5)	6.0 (0.9-7.5)	7.0 (0.9-8.0)	7.5 (0.9-9.1)	
Input Power	Cooling/Heating		kW	0.55/0.79	0.93/1.08	1.28/1.32	1.60/1.66	1.82/1.87	2.21/2.03
	EER	Cooling		W/W	4.57	3.76	3.36	3.25	3.30
Heating		4.05	3.80		3.79	3.61	3.74	3.69	
Pdesign	Cooling/Heating(-10°C)		kW	2.5/2.6	3.5/3.4	4.3/3.8	5.2/4.4	6.0/4.8	6.8/6.0
	SEER	Cooling		W/W	6.70	6.60	6.50	6.60	6.60
SCOP		Heating (Average)			W/W	4.40	4.30	4.40	4.20
	Energy Efficiency Class	Cooling		A++		A++	A++	A++	A++
Heating (Average)		A+	A+		A+				
Max. Operating Current	Cooling/Heating		A	7.9	9.7	10.2	12.1	12.6	13.6
	Annual Energy Consumption	Cooling		kWh/a	131	186	231	275	318
Heating		826	1,106		1,208	1,466	1,562	2,097	
Moisture Removal			l/h	0.6	1.2	1.5	2.2	2.6	2.7
	Sound Pressure Level	Indoor (Cooling)		H/M/L/Q	dB(A)	33/31/29/27	37/34/30/27	38/34/30/27	38/34/30/26
Indoor (Heating)		H/M/L/Q	34/32/29/27	37/34/31/29		43/38/34/30	43/38/34/30	45/43/40/33	49/45/40/33
Outdoor (Cooling/Heating)	High	46/46	47/47	49/49		50/50	51/51	53/54	
Sound Power Level	Indoor (Cooling/Heating)	High	46/47	49/49		50/55	50/55	56/57	59/61
	Outdoor (Cooling/Heating)	High	59/59	61/61		62/62	62/62	63/63	65/66
Airflow Rate	Indoor / Outdoor (Cooling)	High	540/1,480	600/1,580		680/1,670	680/2,160	830/2,240	930/2,700
	Indoor / Outdoor (Heating)	High	540/1,410	600/1,520	800/1,580	800/1,830	860/1,960	930/2,700	
Net Dimensions H x W x D	Indoor	mm	245x570x570	245x570x570	245x570x570	245x570x570	245x570x570	245x570x570	
	Outdoor	mm	542x799x290	542x799x290	542x799x290	632x799x290	632x799x290	716x820x315	
Weight	Indoor	kg(lbs)	15 (33)	15 (33)	15 (33)	15 (33)	16 (35)	16 (35)	
	Outdoor	kg(lbs)	32 (71)	33 (73)	33 (73)	36 (79)	38 (84)	42 (93)	
Connection Pipe Diameter (Liquid / Gas)			mm		6.35/9.53	6.35/9.53	6.35/12.70	6.35/12.70	6.35/12.70
Drain hose Diameter (I.D./O.D.)			mm		25/32	25/32	25/32	25/32	25/32
Max Pipe Length (Pre-Charge)			m		20 (15)	25 (15)	25 (15)	30 (20)	30 (20)
Max Height Difference			m		15	20	20	25	25
Operation Range	Cooling		°CDB		-15 to 46	-15 to 46	-15 to 46	-15 to 46	-15 to 46
	Heating		°CDB		-15 to 24	-15 to 24	-15 to 24	-15 to 24	-15 to 24
Refrigerant	Type (Global Warming Potential)		R32 (675)		R32 (675)	R32 (675)	R32 (675)	R32 (675)	R32 (675)
	Charge		kg(CO2eq-T)		0.85 (0.574)	0.85 (0.574)	0.85 (0.574)	1.02 (0.689)	1.25 (0.844)
Cassette Grille	Model name		UTG-UFYF-W		UTG-UFYF-W	UTG-UFYF-W	UTG-UFYF-W	UTG-UFYF-W	UTG-UFYF-W
	Dimensions (H x W x D)		mm		49x620x620	49x620x620	49x620x620	49x620x620	49x620x620
	Weight		kg(lbs)		2.3 (5.1)	2.3 (5.1)	2.3 (5.1)	2.3 (5.1)	2.3 (5.1)

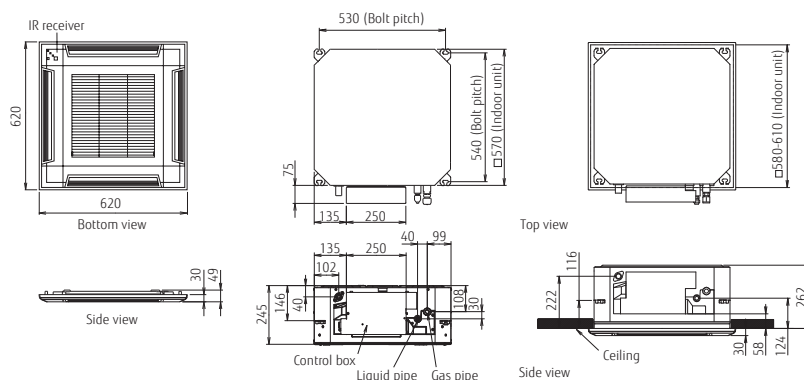
Optional parts

- Wireless Remote Controller: UTY-LNTY
- Wired Remote Controller: UTY-RNRYZ3, UTY-RLRY, UTY-RVNYM, UTY-RNNYM
- Simple Remote Controller: UTY-RSRY, UTY-RHRY, UTY-RSNYM
- Wireless LAN Interface: UTY-TFSXZ1
- Cassette Grille: UTY-UFYF-W
- Fresh Air Intake Kit: UTZ-VXAA
- Air Outlet Shutter Plate: UTR-YDZB
- Insulation for High Humidity: UTZ-KXGC
- External Input and Output PCB (with box): UTY-XCSX+UTZ-GXRA
- External Connect Kit: UTY-XWZXZG



Dimensions

(Unit : mm)



SPLIT

Compact Cassette

4-way Flow

Compact & Comfort

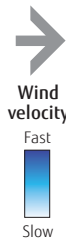


2-stage turbo fan

High efficiency design by 2 stage structure

Previous turbo fan

In the case of a conventional fan, the air outlet range was narrow as the airflow moved to the motor side which meant the velocity of air passing through the heat exchanger was uneven.



2-stage turbo fan

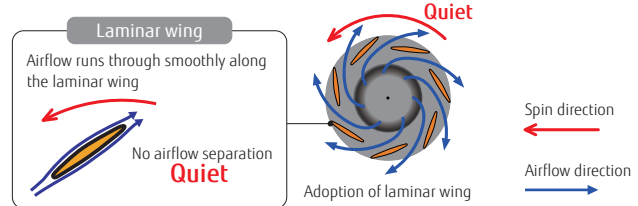
An evenly spread air distribution across the heat exchanger is possible due to the 2 stage turbo fan which produces two separate airflow streams.

Heat exchange efficiency: **20%UP**

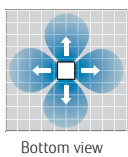
Quiet quality

Optimized wing form (laminar wing type) and wing number (7 blades each)

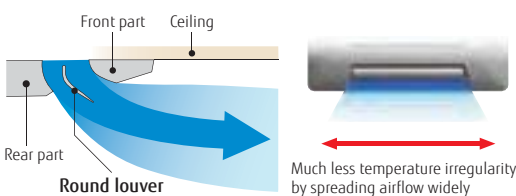
Designed by CFD-analysis (fluid) simulations



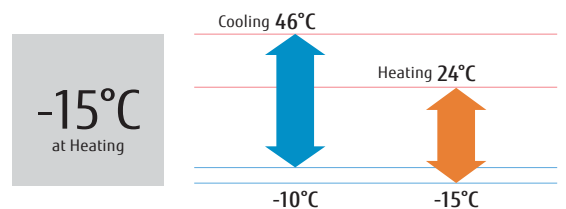
Improvement of the airflow distribution



The louver design distributes air leaving a space between the chassis and the ceiling allowing far and wide airflow distribution.



Low ambient operation



Model : AUYG12LVLB / AUYG14LVLB / AUYG18LVLB / AUYG24LVLA



Wireless R.C.



For AUYG12/14LVLB



For AUYG18LVLB



For AUYG24LVLA

Specifications

Model No.	Indoor unit		AUYG12LVLB	AUYG14LVLB	AUYG18LVLB	AUYG24LVLA	
	Outdoor unit		AOYG12LALL	AOYG14LALL	AOYG18LBCB	AOYG24LBCB	
Power Source	Single-phase, ~230V, 50Hz						
Capacity	Cooling	kW	3.5 (0.9-4.4)	4.3 (0.9-5.4)	5.2 (0.9-5.9)	6.8 (0.9-8.0)	
	Heating		4.1 (0.9-5.7)	5.0 (0.9-6.5)	6.0 (0.9-7.5)	8.0 (0.9-9.1)	
Input Power	Cooling/Heating	kW	1.05/1.11	1.33/1.34	1.62/1.66	2.21/2.26	
EER	Cooling	W/W	3.33	3.21	3.21	3.08	
	Heating		3.69	3.71	3.61	3.54	
Pdesign	Cooling/Heating(-10°C)	kW	3.5/4.2	4.3/4.5	5.2/5.2	6.8/6.0	
	SEER		Cooling	6.20	6.40	6.20	5.60
SCOP	Heating (Average)	W/W	4.10	4.40	4.20	3.90	
	Energy Efficiency Class		Cooling	A++	A++	A++	A+
Max. Operating Current	Cooling/Heating	A	7.5/10.0	9.0/12.5	11.5/13.5	14.7/15.7	
	Annual Energy Consumption		Cooling	198	235	293	425
Moisture Removal	Heating	kWh/a	1,431	1,432	1,731	2,151	
	Moisture Removal		l/h	1.2	1.5	2.2	2.7
Sound Pressure Level	Indoor (Cooling)	H/M/L/Q	dB(A)	37/34/30/27	38/34/30/27	38/34/30/26	49/44/36/30
	Indoor (Heating)	H/M/L/Q		37/34/31/29	43/38/34/30	43/38/34/30	49/45/40/33
	Outdoor(Cooling/Heating)	High		47/48	49/49	50/50	53/54
Sound Power Level	Indoor(Cooling/Heating)	High	49/49	50/55	50/55	59/61	
	Outdoor(Cooling/Heating)	High	61/63	62/64	62/65	66/66	
Airflow Rate	Indoor / Outdoor (Cooling)	High	600/1,780	680/1,910	680/2,380	930/2,850	
	Indoor / Outdoor (Heating)	High	600/1,630	800/1,740	800/2,080	930/2,700	
Net Dimensions H x W x D	Indoor	mm	245×570×570	245×570×570	245×570×570	245×570×570	
	Outdoor	mm	578×790×300	578×790×300	632×799×290	716×820×315	
Weight	Indoor	kg(lbs)	15 (33)	15 (33)	15 (33)	16 (35)	
	Outdoor	kg(lbs)	40 (88)	40 (88)	36 (79)	42 (95)	
Connection Pipe Diameter (Liquid / Gas)	mm		6.35/9.52	6.35/12.70	6.35/12.70	6.35/15.88	
Drain hose Diameter (I.D./O.D.)	mm		25/32	25/32	25/32	25/32	
Max Pipe Length (Pre-Charge)	m		25 (15)	25 (15)	25 (15)	30 (15)	
Max Height Difference	°CDB		15	15	15	20	
Operation Range	Cooling	°CDB	-10 to 46	-10 to 46	-10 to 46	-10 to 46	
	Heating		-15 to 24	-15 to 24	-15 to 24	-15 to 24	
Refrigerant	Type (Global Warming Potential)	R410A (2,088)					
	Charge	kg(CO2eq-T)	1.15 (2.4)	1.25 (2.6)	1.20 (2.5)	1.50 (3.1)	
Cassette Grille	Model name	UTG-UFYD-W		UTG-UFYD-W	UTG-UFYD-W	UTG-UFYD-W	
	Dimensions (H x W x D)	mm	49×700×700	49×700×700	49×700×700	49×700×700	
	Weight	kg(lbs)	2.6 (6)	2.6 (6)	2.6 (6)	2.6 (6)	

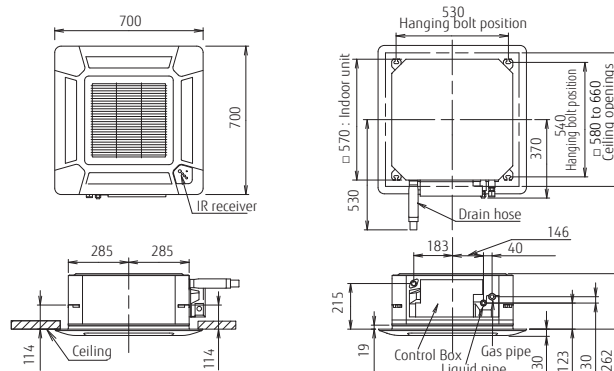
Optional parts

- Wired Remote Controller: UTY-RNNYM, UTY-RVNYM
- Simple Remote Controller: UTY-RSNYM
- Insulation Kit For High Humidity: UTZ-KXGC
- Fresh Air Intake Kit: UTZ-VXAA
- Air Outlet Shutter Plate: UTR-YDZB
- Wireless LAN Interface: UTY-TFNXZ1
- External Connect Kit: UTY-XWZX
- Cassette Grille: UTG-UFYD-W



Dimensions

(Unit : mm)



SPLIT

NEW

Cassette

Circular Flow

Comfort for Large Room




UTG-UKYA-B
Black Color Grille




(30/36/45/54)

Unique Circular Flow design

Cassette type realizes Circular Flow to blow large airflow in 360° direction by mounting high performance DC fan motor, turbo fan and unique seamless airflow louver design.



Comfortable air conditioning by preventing direct blowing of cold air and by providing swinging air flow simultaneously.



Efficient air conditioning based on the room layout

Individual louver control


Each louver can be set individually by Touch Panel Wired Remote Controller to enjoy the comfort of different directional airflows according to various room layouts.

*Touch Panel Wired RC (UTY-RNRYZ3)only

Human sensor increases more energy saving
Energy saving operation starts automatically by detecting the motion of a person. 2 modes of save operation mode and stop mode can be selected.

Compact and lightweight outdoor unit

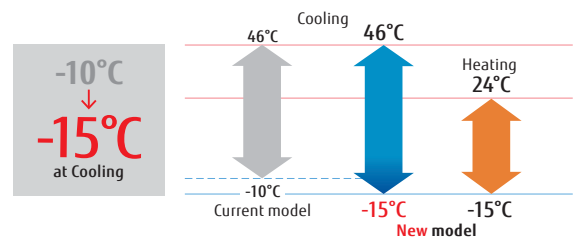
45 model outdoor unit was changed completely. Easier installation was realized by compact and lightweight outdoor unit.



Current model

New 45/54 models

Low ambient operation



Various Cassette Grille

Both, black and white color grilles are available. There are three types: white color grille with Remote Controller, only white color grille and only black color grille. Selectable according to the atmosphere and/or usage of the room.



UTG-UKYA-W
White Color Grille
With touch panel wired remote controller



UTG-UKYA-B
Black Color Grille



UTG-UKYC-W
White Color Grille

**Model: AUXG18KRLB / AUXG22KRLB / AUXG24KRLB
AUXG30KRLB / AUXG36KRLB / AUXG45KRLB / AUXG54KRLB**




Specifications

Model No.	Indoor unit		AUXG18KRLB	AUXG22KRLB	AUXG24KRLB	AUXG30KRLB	AUXG36KRLB	AUXG45KRLB	AUXG54KRLB
	Outdoor unit		AOYG18KBTB	AOYG22KBTB	AOYG24KBTB	AOYG30KBTB	AOYG36KBTB	AOYG45KBTB	AOYG54KBTB
Power Source			Single-phase, ~230V, 50Hz						
Capacity	Cooling	kW	5.2 (0.9-5.9)	6.0 (0.9-6.7)	6.8 (0.9-8.0)	8.5 (2.8-10.0)	9.5 (2.8-11.2)	12.1 (4.0-14.0)	13.4 (4.5-14.5)
	Heating		6.0 (0.9-7.5)	7.0 (0.9-8.0)	7.5 (0.9-9.1)	10.0 (2.7-11.2)	10.8 (2.7-12.7)	13.5 (4.2-16.2)	15.5 (4.7-16.5)
Input Power	Cooling/Heating	kW	1.36/1.58	1.71/1.82	1.89/1.90	2.44/2.51	2.91/2.45	3.61/3.21	4.41/4.16
	Cooling		W/W	3.82	3.51	3.60	3.49	3.26	3.35
EER	Cooling	W/W		3.80	3.85	3.95	3.98	4.40	4.20
	Heating		Cooling/Heating(-10°C)	5.2/4.4	6.0/4.8	6.8/6.0	8.5/8.0	9.5/8.7	-
SEER	Cooling	W/W	7.00	7.00	6.60	6.70	6.55	-	-
	Heating (Average)		4.30	4.40	4.20	4.30	4.30	-	-
SCOP	Cooling	W/W	A++	A++	A++	A++	A++	-	-
	Heating (Average)		A+	A+	A+	A+	A+	-	-
Max. Operating Current	Cooling/Heating	A	12.1	12.6	13.6	22.6	22.6	28.5	28.5
Annual Energy Consumption	Cooling	kWh/a	260	300	360	444	507	-	-
	Heating		1,431	1,527	1,999	2,601	2,828	-	-
Moisture Removal		l/h	1.5	2.2	2.7	2.5	3.3	4.5	5.0
Sound Pressure Level	Indoor (Cooling)	H/M/L/Q	33/32/31/28	33/32/31/28	35/33/32/29	40/38/36/33	44/41/38/34	46/42/39/35	47/43/40/36
	Indoor (Heating)	H/M/L/Q	33/32/31/28	33/32/31/28	35/33/32/29	40/38/36/33	44/41/38/34	46/42/39/35	47/43/40/36
	Outdoor (Cooling/Heating)	High	50/50	51/51	53/54	53/55	55/55	57/57	57/59
Sound Power Level	Indoor (Cooling/Heating)	High	47/47	49/49	49/49	54/54	58/58	60/60	61/61
	Outdoor (Cooling/Heating)	High	62/62	63/63	65/66	68/69	70/70	71/71	73/73
Airflow Rate	Indoor / Outdoor (Cooling)	High	1,050/2,160	1,050/2,240	1,150/2,700	1,600/3,750	1,870/3,750	2,000/4,450	2,100/4,450
	Indoor / Outdoor (Heating)	High	1,050/1,830	1,050/1,960	1,150/2,700	1,600/3,750	1,870/3,750	2,000/4,450	2,100/4,450
Net Dimensions H x W x D	Indoor	mm	246x840x840	246x840x840	246x840x840	288x840x840	288x840x840	288x840x840	288x840x840
	Outdoor	mm	632x799x290	632x799x290	716x820x315	788x940x320	788x940x320	998x940x320	998x940x320
Weight	Indoor	kg(lbs)	23 (51)	23 (51)	24 (53)	26 (57)	29 (64)	29 (64)	29 (64)
	Outdoor	kg(lbs)	36 (79)	38 (84)	42 (93)	52 (115)	52 (115)	67 (148)	67 (148)
Connection Pipe Diameter (Liquid / Gas)		mm	6.35/12.70	6.35/12.70	6.35/12.70	9.52/15.88	9.52/15.88	9.52/15.88	9.52/15.88
Drain hose Diameter (I.D./O.D.)		mm	25/32	25/32	25/32	25/32	25/32	25/32	25/32
Max Pipe Length (Pre-Charge)		m	30 (20)	30 (20)	30 (20)	50 (30)	50 (30)	50 (30)	50 (30)
Max Height Difference			20	25	25	30	30	30	30
Operation Range	Cooling	°CDB	-15 to 46	-15 to 46	-15 to 46	-15 to 46	-15 to 46	-15 to 46	-15 to 46
	Heating		-15 to 24	-15 to 24	-15 to 24	-15 to 24	-15 to 24	-15 to 24	-15 to 24
Refrigerant	Type (Global Warming Potential)		R32 (675)	R32 (675)	R32 (675)	R32 (675)	R32 (675)	R32 (675)	R32 (675)
	Charge	kg(CO2eq-T)	1.02 (0.689)	1.25 (0.844)	1.25 (0.844)	1.90 (1.283)	1.90 (1.283)	2.70 (1.823)	2.70 (1.823)
Cassette Grille	Variation		UTG-UKYA-W: White Color with touch panel wired remote controller UTG-UKYC-W: White Color / UTG-UKYA-B*1: Black Color						
	Dimensions (H x W x D)	mm	53x950x950	53x950x950	53x950x950	53x950x950	53x950x950	53x950x950	53x950x950
	Weight	kg(lbs)	6.0 (13)	6.0 (13)	6.0 (13)	6.0 (13)	6.0 (13)	6.0 (13)	6.0 (13)

*1: IR Receiver kit and human sensor kit cannot be connected.

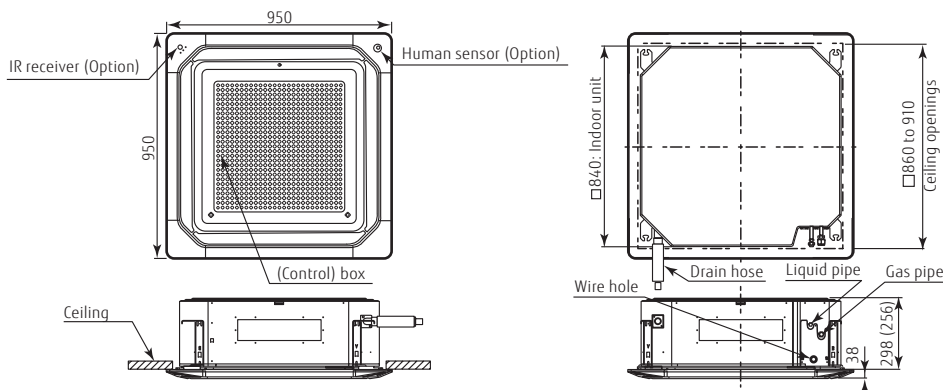
Optional parts

- | | | |
|---|---|---|
| Wired Remote Controller: UTY-RNRYZ3, UTY-RLRY, UTY-RVNYM, UTY-RNNYM | Wide Panel: Panel Spacer: Fresh Air Intake Kit: Air Outlet Shutter Plate: Insulation Kit for High Humidity: External Input and Output PCB (with box): External Connect Kit: | UTG-AKXA-W
UTG-BKXA-W
UTZ-VXRA
UTR-YDZK
UTZ-KXRA
UTY-XCSX + UTZ-GXRA
UTY-XWZXZG |
|---|---|---|



Dimensions

(Unit : mm)



() : AUXG18/22/24KRLB

SPLIT

Cassette

Circular Flow

Comfort for Large Room



(30/36/45/54)

Unique Circular Flow design


Cassette type realizes Circular Flow to blow large airflow in 360° direction by mounting high performance DC fan motor, turbo fan and unique seamless airflow louver design.




Individual louver control

Each louver can be set individually by Touch Panel Wired Remote Controller to enjoy the comfort of different directional airflows according to various room layouts.

*Touch Panel Wired RC (UTY-RNRYZ3)only




Comfortable air conditioning by preventing direct blowing of cold air and by providing swinging air flow simultaneously.



Efficient air conditioning based on the room layout

Human sensor increases more energy saving

Energy saving operation starts automatically by detecting the motion of a person. 2 modes of save operation mode and stop mode can be selected.



Human sensor (Option)

2 modes can be selected.

- Auto saving** Power is saved while people are away.
- Auto OFF** Operation stops after people go out.

*Touch Panel Wired RC (UTY-RNRYZ3) only

Various Cassette Grille

Both, black and white color grilles are available. There are three types: white color grille with Remote Controller, only white color grille and only black color grille. Selectable according to the atmosphere and/or usage of the room.



UTG-UKYA-W
White Color Grille
With touch panel wired remote controller



UTG-UKYA-B
Black Color Grille



UTG-UKYC-W
White Color Grille

**Model: AUXG18LRLB / AUXG24LRLB
AUXG30LRLB / AUXG36LRLB / AUXG45LRLB / AUXG54LRLB**



Touch Panel Wired R.C.



For AUXG18/24LRLB For AUXG30/36LRLB For AUXG45/54LRLB

Specifications

Model No.	Indoor unit		AUXG18LRLB	AUXG24LRLB	AUXG30LRLB	AUXG36LRLB	AUXG45LRLB	AUXG54LRLB
	Outdoor unit		AOYG18LBCA	AOYG24LBCA	AOYG30LBTA	AOYG36LBTA	AOYG45LBTA	AOYG54LBTA
Power Source			Single-phase, ~230V, 50Hz					
Capacity	Cooling	kW	5.2 (0.9-6.5)	6.8 (0.9-8.0)	8.5 (2.8-10.0)	9.5 (2.8-11.2)	12.5 (4.0-14.0)	13.3 (4.5-14.5)
	Heating		6.0 (0.9-8.0)	7.8 (0.9-9.1)	10.0 (2.7-11.2)	10.8 (2.7-12.7)	14.0 (4.2-16.2)	15.8 (4.7-16.5)
Input Power	Cooling/Heating	kW	1.42/1.50	2.16/2.18	2.56/2.77	2.96/2.91	3.85/3.73	4.38/4.58
EER	Cooling	W/W	3.66	3.15	3.32	3.21	3.25	3.04
	Heating		4.00	3.58	3.61	3.71	3.75	3.45
Pdesign	Cooling/Heating(-10°C)	kW	5.2/4.3	6.8/6.0	8.5/8.0	9.5/8.7	-	-
SEER	Cooling	W/W	7.05	6.60	6.70	6.40	-	-
	Heating (Average)		4.40	4.20	4.30	4.30	-	-
Energy Efficiency Class	Cooling		A++	A++	A++	A++	-	-
	Heating (Average)		A+	A+	A+	A+	-	-
Max. Operating Current	Cooling/Heating	A	10.0/13.5	13.5/18.5	17.0/17.0	20.0/20.0	20.5/20.5	21.5/21.5
Annual Energy Consumption	Cooling	kWh/a	258	361	444	519	-	-
	Heating		1,367	1,999	2,604	2,833	-	-
Moisture Removal		l/h	2.2	2.7	2.5	3.3	4.5	5.0
Sound Pressure Level	Indoor (Cooling)	H/M/L/Q	33/32/31/28	35/33/32/29	40/38/36/33	44/41/38/34	46/42/39/35	47/43/40/36
	Indoor (Heating)	H/M/L/Q	33/32/31/28	35/33/32/29	40/38/36/33	44/41/38/34	46/42/39/35	47/43/40/36
	Outdoor (Cooling/Heating)	High	51/50	55/56	53/55	54/55	55/55	55/57
Sound Power Level	Indoor (Cooling/Heating)	High	47/47	49/49	54/54	58/58	60/60	61/61
	Outdoor (Cooling/Heating)	High	64/62	68/68	67/69	68/70	68/68	69/71
Airflow Rate	Indoor / Outdoor (Cooling)	High	1,050/1,900	1,150/2,460	1,600/3,600	1,900/3,800	2,000/6,750	2,100/6,750
	Indoor / Outdoor (Heating)	High	1,050/1,700	1,150/2,360	1,600/3,600	1,900/3,800	2,000/6,200	2,100/6,850
Net Dimensions H x W x D	Indoor	mm	246×840×840	246×840×840	288×840×840	288×840×840	288×840×840	288×840×840
	Outdoor	mm	620×790×290	620×790×290	830×900×330	830×900×330	1290×900×330	1290×900×330
Weight	Indoor	kg(lbs)	24 (53)	24 (53)	26 (57)	26 (57)	29 (64)	29 (64)
	Outdoor	kg(lbs)	41 (90)	41 (90)	61 (134)	61 (134)	86 (189)	86 (189)
Connection Pipe Diameter (Liquid / Gas)		mm	6.35/12.7	6.35/15.88	9.52/15.88	9.52/15.88	9.52/15.88	9.52/15.88
Drain hose Diameter (I.D./O.D.)		mm	25/32	25/32	25/32	25/32	25/32	25/32
Max Pipe Length (Pre-Charge)		m	30 (15)	30 (15)	50 (20)	50 (20)	50 (20)	50 (20)
Max Height Difference			20	20	30	30	30	30
Operation Range	Cooling	°CDB	-15 to 46	-15 to 46	-15 to 46	-15 to 46	-15 to 46	-15 to 46
	Heating		-15 to 24	-15 to 24	-15 to 24	-15 to 24	-15 to 24	-15 to 24
Refrigerant	Type (Global Warming Potential)		R410A (2,088)	R410A (2,088)	R410A (2,088)	R410A (2,088)	R410A (2,088)	R410A (2,088)
	Charge	kg(CO2eq-T)	1.80 (3.8)	1.80 (3.8)	2.10 (4.4)	2.10 (4.4)	3.35 (7.0)	3.35 (7.0)
Cassette Grille	Variation		UTG-UKYA-W: White Color with touch panel wired remote controller UTG-UKYC-W: White Color / UTG-UKYA-B*1: Black Color					
	Dimensions (H x W x D)	mm	53×950×950	53×950×950	53×950×950	53×950×950	53×950×950	53×950×950
	Weight	kg(lbs)	6.0 (13)	6.0 (13)	6.0 (13)	6.0 (13)	6.0 (13)	6.0 (13)

*1: IR Receiver kit and human sensor kit cannot be connected.

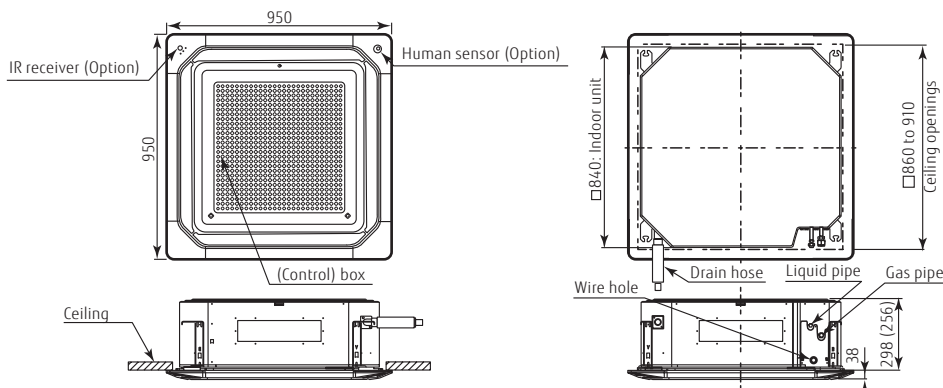
Optional parts

- Wired Remote Controller: UTY-RNRYZ3, UTY-RVNYM, UTY-RLRY, UTY-RNNYM
- Simple Remote Controller: UTY-RSNYM, UTY-RSRY, UTY-RHRY
- IR Receiver Kit: UTY-LBTYC
- Human Sensor Kit: UTY-SHZXC
- Wide Panel: UTG-AKXA-W
- Panel Spacer: UTG-BKXA-W
- Air Outlet Shutter Plate: UTR-YDZK
- Insulation Kit For High Humidity: UTZ-KXRA
- Fresh Air Intake Kit: UTZ-VXRA
- External input and output PCB (with box): UTY-XCSX + UTZ-GXRA
- External connect kit: UTY-XWZXCZG
- Cassette Grille: UTG-UKYA-W, UTG-UKYA-B, UTG-UKYC-W
- Wireless LAN Interface: UTY-TFNXZ1



Dimensions

(Unit : mm)



(): AUXG18/24LRLB

SPLIT

Cassette

4-way Flow

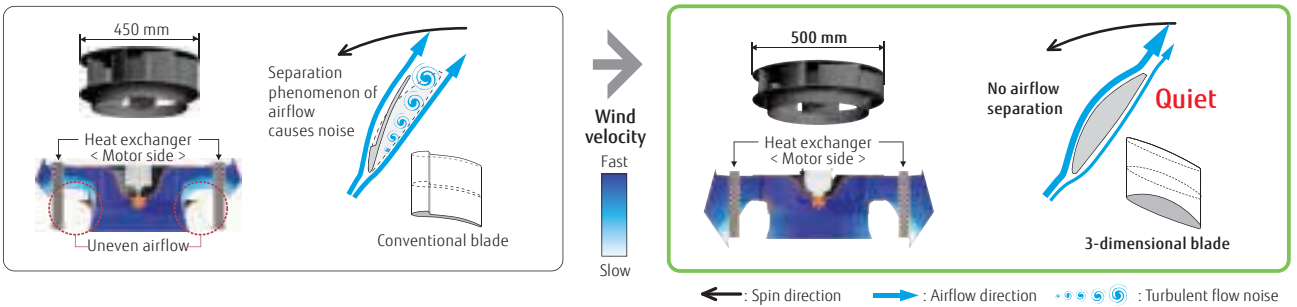
Comfort for large room



High efficiency turbo fan with 3-dimensional blade

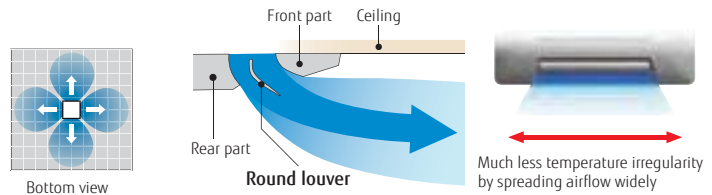
Previous turbo fan: Air passing through the heat exchanger was uneven and the air would only flow close to the ceiling.

New turbo fan: High efficiency airflow distribution has been achieved by the introduction of a 3 dimensional blade which increases the air passing over the heat exchanger.



Improvement of the airflow distribution

The louver design distributes air leaving a space between the chassis and the ceiling allowing far and wide airflow distribution.

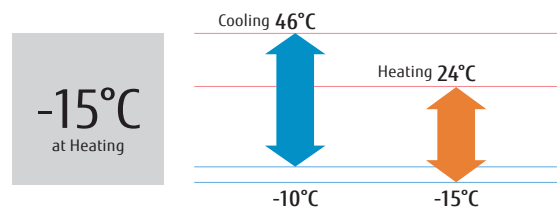


Adjustment of hanger position is possible after installation

Hanging bracket can be checked directly by removing the corner cover. Hanging position can be arranged easily.



Low ambient operation





Model : AUYG30LRLE / AUYG36LRLE / AUYG45LRLE / AUYG54LRLE / AUYG36LRLE [3 phase] / AUYG45LRLE [3 phase] / AUYG54LRLE [3 phase]



Wired R.C.



For AUYG30/36LRLE



For AUYG45LRLE (Single -phase)



For AUYG36/45/54LRLE

Specifications

Model No.	Indoor unit		AUYG30LRLE	AUYG36LRLE	AUYG45LRLE	AUYG54LRLE	AUYG54LRLE	AUYG36LRLE	AUYG45LRLE	AUYG54LRLE	
	Outdoor unit		AOYG30LETL	AOYG36LETL	AOYG45LETC	AOYG45LETL	AOYG54LETL	AOYG36LATT	AOYG45LATT	AOYG54LATT	
Power Source	Single-phase, ~230V, 50Hz						3-phase, ~400V, 50Hz				
Capacity	Cooling	kW	8.5 (2.8-10.0)	10.0 (2.8-11.2)	12.1 (4.0-13.5)	12.5 (4.0-14.0)	13.3 (4.5-14.5)	10.0 (4.7-11.4)	12.5 (5.0-14.0)	14.0 (5.4-16.0)	
	Heating		10.0 (2.7-11.2)	11.2 (2.7-12.7)	13.5 (4.2-15.7)	14.0 (4.2-16.2)	16.0 (4.7-16.5)	11.2 (5.0-14.0)	14.0 (5.4-16.2)	16.0 (5.8-18.0)	
Input Power	Cooling/Heating	kW	2.65/2.77	3.12/3.02	3.89/3.85	3.88/3.77	4.42/4.69	2.44/2.56	3.54/3.58	4.36/4.43	
EER	Cooling	W/W	3.21	3.21	3.11	3.22	3.01	4.10	3.53	3.21	
	Heating		3.61	3.71	3.51	3.71	3.41	4.38	3.91	3.61	
Pdesign	Cooling/Heating(-10°C)	kW	8.5/8.0	10.0/8.7	-	-	-	10.0/10.0	-	-	
SEER	Cooling	W/W	6.50	6.30	-	-	-	6.50	-	-	
SCOP	Heating (Average)	W/W	4.30	4.20	-	-	-	4.30	-	-	
Energy Efficiency Class	Cooling		A++	A++	-	-	-	A++	-	-	
	Heating (Average)		A+	A+	-	-	-	A+	-	-	
Max. Operating Current	Cooling/Heating	A	17.0/17.0	18.5/20.0	23.5/23.5	20.5/20.5	21.5/21.5	7.9/7.9	8.9/8.9	9.9/9.9	
Annual Energy Consumption	Cooling	kWh/a	458	555	-	-	-	538	-	-	
	Heating		2,604	2,897	-	-	-	3,253	-	-	
Moisture Removal		l/h	2.5	3.5	4.5	4.5	5.0	3.0	4.5	5.0	
Sound Pressure Level	Indoor (Cooling)	H/M/L/Q	dB(A)	40/38/36/32	43/38/36/32	46/42/40/36	46/42/40/36	47/43/41/37	44/39/36/33	46/42/40/36	47/43/41/37
	Indoor (Heating)	H/M/L/Q		40/38/36/32	43/38/36/32	46/42/40/36	46/42/40/36	47/43/41/37	44/39/36/33	46/42/40/36	47/43/41/37
	Outdoor (Cooling/Heating)	High		53/55	54/55	58/58	55/55	55/57	51/53	54/54	55/56
Sound Power Level	Indoor (Cooling/Heating)	High	54/54	57/57	-	-	-	58/58	-	-	
	Outdoor (Cooling/Heating)	High	68/69	69/70	-	-	-	67/69	-	-	
Airflow Rate	Indoor / Outdoor (Cooling)	High	1,600/3,600	1,800/3,800	1,900/4,650	1,900/6,750	2,000/6,750	1,800/6,200	1,900/6,750	2,000/6,900	
	Indoor / Outdoor (Heating)	High	1,600/3,600	1,800/3,800	1,900/4,650	1,900/6,200	2,000/6,850	1,800/6,200	1,900/6,200	2,000/6,900	
Net Dimensions H x W x D	Indoor	mm	288x840x840	288x840x840	288x840x840	288x840x840	288x840x840	288x840x840	288x840x840	288x840x840	
	Outdoor		830x900x330	830x900x330	914x970x370	1,290x900x330	1,290x900x330	1,290x900x330	1,290x900x330	1,290x900x330	
Weight	Indoor	kg (lbs)	26 (57)	26 (57)	26 (57)	26 (57)	26 (57)	26 (57)	26 (57)	26 (57)	
	Outdoor		61 (135)	61 (135)	75 (165)	86 (190)	86 (190)	104 (229)	104 (229)	104 (229)	
Connection Pipe Diameter (Liquid / Gas)		mm	9.52/15.88	9.52/15.88	9.52/15.88	9.52/15.88	9.52/15.88	9.52/15.88	9.52/15.88	9.52/15.88	
Drain hose Diameter (I.D./O.D.)			25.0/32.0	25.0/32.0	25.0/32.0	25.0/32.0	25.0/32.0	25.0/32.0	25.0/32.0	25.0/32.0	
Max Pipe Length (Pre-Charge)		m	50 (20)	50 (20)	50 (20)	50 (20)	50 (20)	75 (30)	75 (30)	75 (30)	
Max Height Difference			30	30	30	30	30	30	30	30	
Operation Range	Cooling	°CDB	-15 to 46	-15 to 46	-15 to 46	-15 to 46	-15 to 46	-15 to 46	-15 to 46	-15 to 46	
	Heating		-15 to 24	-15 to 24	-15 to 24	-15 to 24	-15 to 24	-15 to 24	-15 to 24	-15 to 24	
Refrigerant	Type (Global Warming Potential)		R410A (2,088)	R410A (2,088)	R410A (2,088)	R410A (2,088)	R410A (2,088)	R410A (2,088)	R410A (2,088)	R410A (2,088)	
	Charge	kg(CO2eq-T)	2.10 (4.4)	2.10 (4.4)	2.90 (6.1)	3.35 (7.0)	3.35 (7.0)	3.45 (7.2)	3.45 (7.2)	3.45 (7.2)	
Cassette Grille	Model name		UTG-UGYA-W	UTG-UGYA-W	UTG-UGYA-W	UTG-UGYA-W	UTG-UGYA-W	UTG-UGYA-W	UTG-UGYA-W	UTG-UGYA-W	
	Dimensions (H x W x D)	mm	50x950x950	50x950x950	50x950x950	50x950x950	50x950x950	50x950x950	50x950x950	50x950x950	
	Weight	kg (lbs)	5.5 (12)	5.5 (12)	5.5 (12)	5.5 (12)	5.5 (12)	5.5 (12)	5.5 (12)	5.5 (12)	

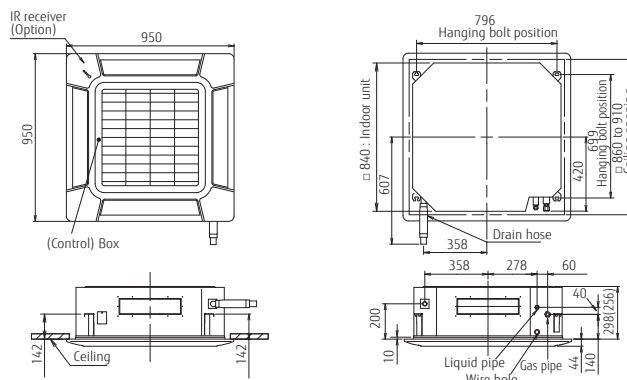
Optional parts

- Wired Remote Controller: UTY-RNNYM, UTY-RVNYM
- Simple Remote Controller: UTY-RSNYM
- IR Receiver Kit: UTY-LRHYA2
- Wide Panel: UTG-AKXA-W
- Panel Spacer: UTG-BKXA-W
- Air Outlet Shutter Plate: UTR-YDZK
- Insulation Kit For High Humidity: UTZ-KXRA
- Fresh Air Intake Kit: UTZ-VXRA
- Wireless LAN Interface: UTY-TFNX21
- External Connect Kit: UTY-XWZX
- Cassette Grille: UTG-UGYA-W



Dimensions

(Unit : mm)



SPLIT

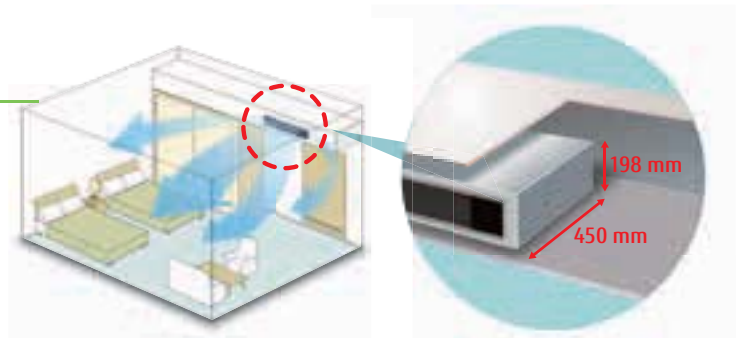
Mini Duct

Built-in Drain Pump



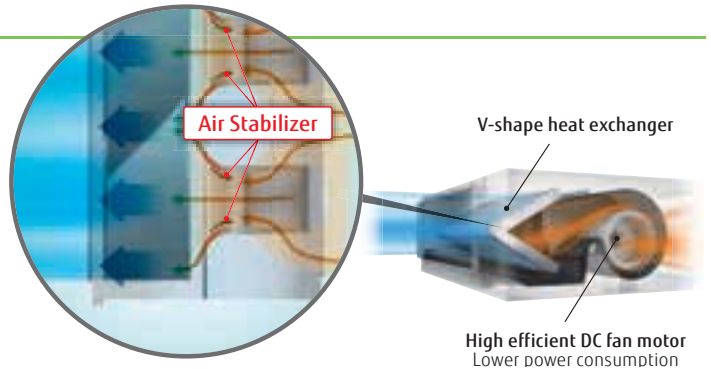
Large living space available

- Installation space can be reduced down to minimum depth 450 mm height 198 mm and compact design
- Minimum size: Depth 450 mm, Height 198 mm Volume 27% down compared with current model
- Lightweight: 15.5 kg 18% down (12/14 models)



Optimum airflow path and low noise operation

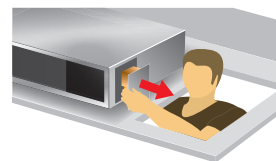
Low noise is realized drastically by stabilized airflow design



Easy design and maintenance for drain

By using the DC fan motor, it is possible to change the static pressure range from 0 to 50 Pa*. The change of static pressure range is possible by remote controller. *12 model: 0 to 30 Pa.

Built-in drain pump as standard: Maintenance is easy




Parts can be replaced from the side of the body where maintenance is easier

Auto Louver Grille Kit (Option)


- Thin design provides a comfortable living environment over a wide area.
- Automatic louver grille provides comfortable air conditioning all the way down to the floor and matches the interior design well. (Optional)



Model : ARYG12LSLAP / ARYG14LSLAP / ARYG18LSLAP



ARYG12/14LSLAP




ARYG18LSLAP



Wired R.C.



For ARYG12/14LSLAP



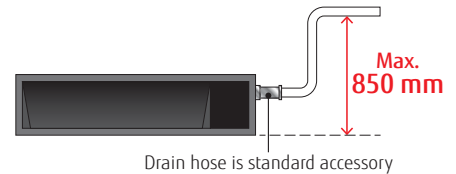
For ARYG18LSLAP

Specifications

Model No.	Indoor unit		ARYG12LSLAP	ARYG14LSLAP	ARYG18LSLAP
	Outdoor unit		AOYG12LALL	AOYG14LALL	AOYG18LBCB
Power Source			Single-phase, ~230V, 50Hz		
Capacity	Cooling	kW	3.5 (0.9-4.4)	4.3 (0.9-5.4)	5.2 (0.9-5.9)
	Heating		4.1 (0.9-5.7)	5.0 (0.9-6.5)	6.0 (0.9-7.5)
Input Power	Cooling/Heating		1.03/1.15	1.34/1.49	1.62/1.77
	Cooling	W/W	3.40	3.21	3.21
COP	Heating		3.56	3.35	3.38
Pdesign	Cooling/Heating(-10°C)		3.5/4.2	4.3/4.5	5.2/5.2
	Cooling	W/W	5.70	5.60	5.80
SEER	Heating		3.90	3.80	3.80
Energy Efficiency Class	Cooling		A+	A+	A+
	Heating		A	A	A
Max. Operating Current	Cooling/Heating		7.5/10.0	9.0/12.5	11.5/13.5
	Cooling	kWh/a	215	269	314
Annual Energy Consumption	Heating		1,505	1,656	1,913
Moisture Removal			1.2	1.4	1.8
	Indoor (Cooling)	H/M/L/Q	31/27/25/23	35/30/27/23	33/29/26/23
Sound Pressure Level	Indoor (Heating)	H/M/L/Q	31/27/25/23	35/30/27/23	33/29/26/23
	Outdoor(Cooling/Heating)	High	47/48	49/49	50/50
Sound Power Level	Indoor(Cooling/Heating)	High	55/57	60/62	58/59
	Outdoor(Cooling/Heating)	High	61/63	62/64	62/65
Airflow Rate	Indoor / Outdoor (Cooling)	High	650/1,780	800/1,910	940/2,000
	Indoor / Outdoor (Heating)	High	650/1,630	800/1,740	940/1,910
Static pressure range (Standard)			0 to 30 (10)	0 to 50 (15)	0 to 50 (15)
Net Dimensions H x W x D	Indoor	mm	198×700×450	198×700×450	198×900×450
	Outdoor	mm	578×790×300	578×790×300	632×799×290
Weight	Indoor	kg(lbs)	15.5 (34)	15.5 (34)	18.5 (41)
	Outdoor	kg(lbs)	40 (88)	40 (88)	36 (79)
Connection Pipe Diameter (Liquid / Gas)			6.35/9.52	6.35/12.70	6.35/12.70
Drain hose Diameter (I.D./O.D.)			25/32	25/32	25/32
Max Pipe Length (Pre-Charge)			25 (15)	25 (15)	25 (15)
Max Height Difference			15	15	15
Operation Range	Cooling	°CDB	-10 to 46	-10 to 46	-10 to 46
	Heating		-15 to 24	-15 to 24	-15 to 24
Refrigerant	Type (Global Warming Potential)		R410A (2,088)	R410A (2,088)	R410A (2,088)
	Charge	kg(CO2eq-T)	1.15 (2.4)	1.25 (2.6)	1.20 (2.5)

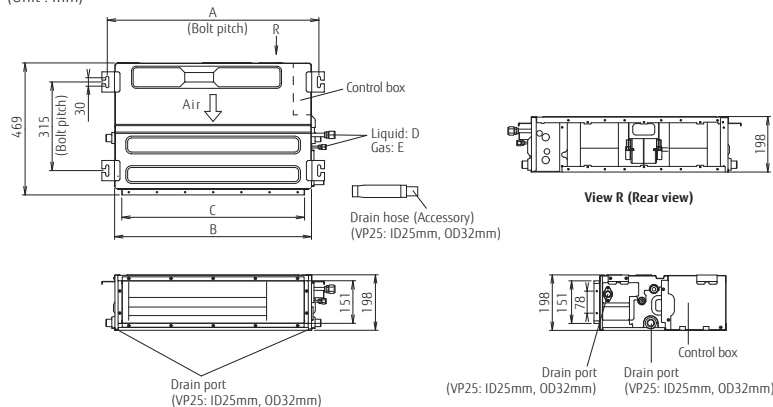
Optional parts

- Wired Remote Controller: UTY-RLRY, UTY-RNRYZ3, UTY-RVNYM, Auto Louver Grille Kit: UTD-GXTA-W (ARYG12/14LSLAP)
 UTY-RNNYM UTD-GXTB-W (ARYG18LSLAP)
 Simple Remote Controller: UTY-RSNYM, UTY-RSRY, UTY-RHRY External connect kit: UTY-XWZXG
 IR Receiver Kit: UTY-LBTYM Wireless LAN Interface: UTY-TFNXZ1
 Remote Sensor Unit: UTY-XSZX



Dimensions

(Unit : mm)



	ARYG12/14LSLAP	ARYG18LSLAP
A	752	952
B	700	900
C	650	850
D	6.35	9.52
E	12.70	15.88

SPLIT

NEW
Slim Duct
Slim & Comfort



Slim design

The slim design allows installations where ceilings are narrow. Drain hose as standard accessory



Height **198 mm**
Drain pump built-in

Compact and lightweight outdoor unit

Compact and lightweight outdoor unit expands a wider range of choice for installation location. This makes it easier to use this outdoor unit.



Selectable with a wide range of static pressure

By using the DC fan motor, it is possible to change the static pressure range from 0 to 90 Pa. The change of static pressure range is possible by remote controller.



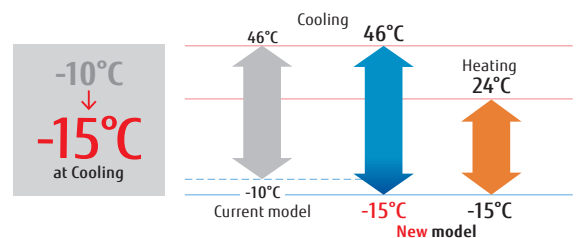
Static pressure range
0 to 90 Pa

Auto Louver Grille Kit (Option)

Simple flat Auto Louver will provide comfort airflow and harmonize with luxury interior.



Low ambient operation





Model : ARXG09KLLAP / ARXG12KLLAP / ARXG14KLLAP / ARXG18KLLAP



ARXG09/12/14KLLAP



ARXG18KLLAP



For ARXG09/12/14KLLAP



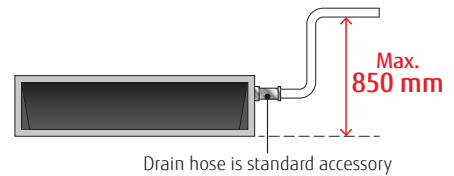
For ARXG18KLLAP

Specifications

Model No.	Indoor unit		ARXG09KLLAP	ARXG12KLLAP	ARXG14KLLAP	ARXG18KLLAP	
	Outdoor unit		AOYG09KBTB	AOYG12KBTB	AOYG14KBTB	AOYG18KBTB	
Power Source	Single-phase, ~230V, 50Hz						
Capacity	Cooling	kW	2.5 (0.9-3.2)	3.5 (0.9-4.4)	4.3 (0.9-5.4)	5.2 (0.9-5.9)	
	Heating		3.2 (0.9-4.7)	4.1 (0.9-5.7)	5.0 (0.9-6.5)	6.0 (0.9-7.5)	
Input Power	Cooling/Heating	kW	0.60/0.79	0.93/1.08	1.28/1.32	1.55/1.62	
EER	Cooling	W/W	4.17	3.76	3.36	3.35	
	Heating		4.05	3.80	3.79	3.70	
Pdesign	Cooling/Heating(-10°C)	kW	2.5/2.6	3.5/3.4	4.3/3.8	5.2/4.4	
SEER	Cooling	W/W	6.20	6.10	5.80	6.20	
SCOP	Heating		4.30	4.00	3.90	4.10	
Energy Efficiency Class	Cooling	A++		A++	A+	A++	
	Heating	A+		A+	A	A+	
Max. Operating Current	Cooling/Heating	A	7.9	9.7	10.2	12.1	
Annual Energy Consumption	Cooling	kWh/a	141	201	259	293	
	Heating		845	1,189	1,362	1,501	
Moisture Removal		l/h	0.7	1.3	1.5	2.0	
Sound Pressure Level	Indoor (Cooling)	H/M/L/Q	dB(A)	28/27/26/25	29/28/26/25	32/30/28/26	32/30/29/27
	Indoor (Heating)	H/M/L/Q		28/26/25/24	29/28/26/24	32/30/28/25	32/30/29/27
	Outdoor (Cooling/Heating)	High		46/46	47/47	49/49	50/50
Sound Power Level	Indoor (Cooling/Heating)	High	57/57	58/58	60/60	58/58	
	Outdoor (Cooling/Heating)	High	59/59	61/61	62/62	62/62	
	Indoor / Outdoor (Cooling)	High	600/1,480	650/1,580	800/1,670	940/2,160	
Airflow Rate	Indoor / Outdoor (Heating)	High	600/1,410	650/1,520	800/1,580	940/1,830	
	Static pressure range (Standard)	Pa	0 to 90 (25)	0 to 90 (25)	0 to 90 (25)	0 to 90 (25)	
Net Dimensions H x W x D	Indoor	mm	198x700x620	198x700x620	198x700x620	198x900x620	
	Outdoor	mm	542x799x290	542x799x290	542x799x290	632x799x290	
Weight	Indoor	kg(lbs)	17 (37)	17 (37)	17 (37)	20 (44)	
	Outdoor	kg(lbs)	32 (71)	33 (73)	33 (73)	36 (79)	
Connection Pipe Diameter (Liquid / Gas)		mm	6.35/9.53	6.35/9.53	6.35/9.53	6.35/12.70	
Drain hose Diameter (I.D./O.D.)		mm	25/32	25/32	25/32	25/32	
Max Pipe Length (Pre-Charge)		m	20 (15)	25 (15)	25 (15)	30 (20)	
Max Height Difference			15	20	20	20	
Operation Range	Cooling	°CDB	-15 to 46	-15 to 46	-15 to 46	-15 to 46	
	Heating		-15 to 24	-15 to 24	-15 to 24	-15 to 24	
Refrigerant	Type (Global Warming Potential)		R32 (675)	R32 (675)	R32 (675)	R32 (675)	
	Charge	kg(CO2eq-T)	0.85 (0.574)	0.85 (0.574)	0.85 (0.574)	1.02 (0.689)	

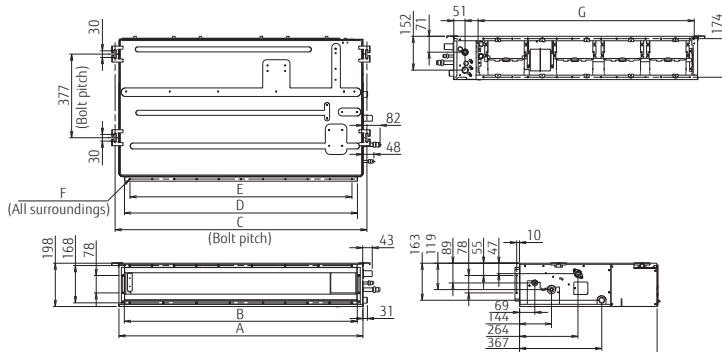
Optional parts

- Wired Remote Controller: UTY-RNRYZ3, UTY-RLRY, UTY-RVNYM, UTY-RNNYM
- Simple Remote Controller: UTY-RSRY, UTY-RHRY, UTY-RSNYM
- IR Receiver Kit: UTY-LBTYM
- Wireless LAN Interface: UTY-TFSXZ1
- Remote Sensor Unit: UTY-XSZX
- Auto Louver Grille Kit: UTD-GXTA-W (ARXG12/14KLLAP), UTD-GXTB-W (ARXG18KLLAP)
- External Connect Kit: UTY-XWZXZG



Dimensions

(Unit : mm)



	ARXG09/12/14KLLAP	ARXG18KLLAP
A	700	900
B	650	850
C	734	934
D	650	850
E	P100x6=600	P100x8=800
F	18xØ5	22xØ5
G	574	774

SPLIT

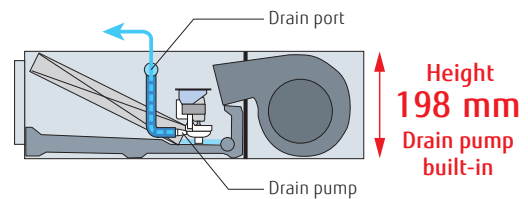
Slim Duct

Slim & Comfort



Slim design

The slim design allows installations where ceilings are narrow. Drain hose as standard accessory



Flexible installation

2-type installation methods of ceiling concealed and floor concealed can be selected.

Ceiling concealed

Floor concealed



Selectable with a wide range of static pressure

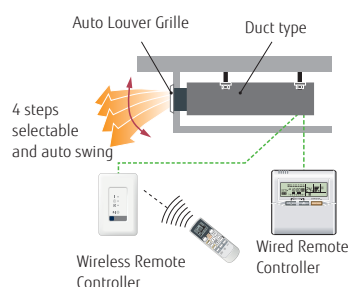
By using the DC fan motor, it is possible to change the static pressure range from 0 to 90 Pa. The change of static pressure range is possible by remote controller.



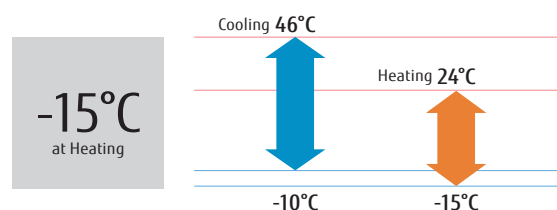
Static pressure range
0 to 90 Pa

Auto Louver Grille Kit (Option)

Simple flat Auto Louver will provide comfort airflow and harmonize with luxury interior.



Low ambient operation



Model : ARYG12LLTB / ARYG14LLTB / ARYG18LLTB



ARYG12/14LLTB




ARYG18LLTB



Wired R.C.



For ARYG12/14LLTB



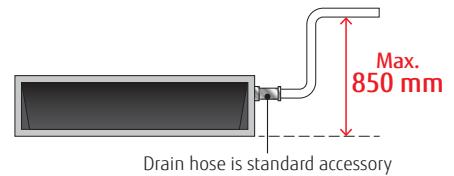
For ARYG18LLTB

Specifications

Model No.	Indoor unit		ARYG12LLTB	ARYG14LLTB	ARYG18LLTB
	Outdoor unit		AOYG12LALL	AOYG14LALL	AOYG18LBCB
Power Source	Single-phase, ~230V, 50Hz				
Capacity	Cooling	kW	3.5 (0.9-4.4)	4.3 (0.9-5.4)	5.2 (0.9-5.9)
	Heating		4.1 (0.9-5.7)	5.0 (0.9-6.5)	6.0 (0.9-7.5)
Input Power	Cooling/Heating	kW	1.05/1.11	1.33/1.34	1.62/1.66
EER	Cooling	W/W	3.33	3.21	3.21
	Heating		3.69	3.71	3.61
Pdesign	Cooling/Heating(-10°C)	kW	3.5/4.2	4.3/4.5	5.2/5.2
SEER	Cooling	W/W	5.90	5.80	6.20
	Heating		4.00	3.90	4.10
Energy Efficiency Class	Cooling	A+			
	Heating	A+			
Max. Operating Current	Cooling/Heating	A	7.5/10.0	9.0/12.5	11.5/13.5
Annual Energy Consumption	Cooling	kWh/a	207	259	294
	Heating		1,467	1,614	1,775
Moisture Removal		l/h	1.3	1.5	2.0
Sound Pressure Level	Indoor (Cooling)	H/M/L/Q	29/28/26/25	32/30/28/26	32/30/29/27
	Indoor (Heating)	H/M/L/Q	29/28/26/24	32/30/28/25	32/30/29/27
	Outdoor(Cooling/Heating)	High	47/48	49/49	50/50
Sound Power Level	Indoor(Cooling/Heating)	High	58/58	60/60	58/58
	Outdoor(Cooling/Heating)	High	61/63	62/64	62/65
Airflow Rate	Indoor / Outdoor (Cooling)	High	650/1,780	800/1,910	940/2,380
	Indoor / Outdoor (Heating)		High	650/1,630	800/1,740
Static pressure range (Standard)		Pa	0 to 90 (25)	0 to 90 (25)	0 to 90 (25)
Net Dimensions H x W x D	Indoor	mm	198×700×620	198×700×620	198×900×620
	Outdoor	mm	578×790×300	578×790×300	632×799×290
Weight	Indoor	kg(lbs)	19 (42)	19 (42)	23 (51)
	Outdoor	kg(lbs)	40 (88)	40 (88)	36 (79)
Connection Pipe Diameter (Liquid / Gas)		mm	6.35/9.52	6.35/12.70	6.35/12.70
Drain hose Diameter (I.D./O.D.)		mm	25/32	25/32	25/32
Max Pipe Length (Pre-Charge)		m	25 (15)	25 (15)	25 (15)
Max Height Difference			15	15	15
Operation Range	Cooling	°CDB	-10 to 46	-10 to 46	-10 to 46
	Heating		-15 to 24	-15 to 24	-15 to 24
Refrigerant	Type (Global Warming Potential)		R410A (2,088)	R410A (2,088)	R410A (2,088)
	Charge	kg(CO2eq-T)	1.15 (2.4)	1.25 (2.6)	1.20 (2.5)

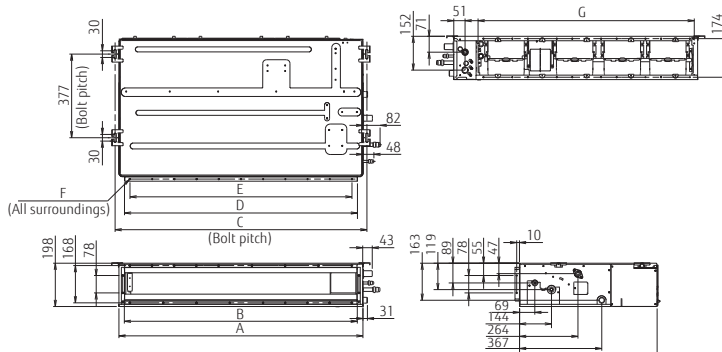
Optional parts

- Wired Remote Controller: UTY-RNNYM, UTY-RVNYM
- Simple Remote Controller: UTY-RSNYM
- IR Receiver Kit: UTY-LRHYM
- Remote Sensor Unit: UTY-XSZX
- Auto Louver Grille Kit: UTD-GXTA-W (ARYG12 / 14LLTB)
UTD-GXTB-W (ARYG18LLTB)
- External connect kit: UTD-ECS5A
- Wireless LAN Interface: UTY-TFNXZ1



Dimensions

(Unit : mm)



	ARYG12 / 14LLTB	ARYG18LLTB
A	700	900
B	650	850
C	734	934
D	650	850
E	P100x6=600	P100x8=800
F	18xØ5	22xØ5
G	574	774

SPLIT

NEW

Medium Static Pressure Duct

Compact & Comfort




ALL DC **i-PAM** **V-PAM**

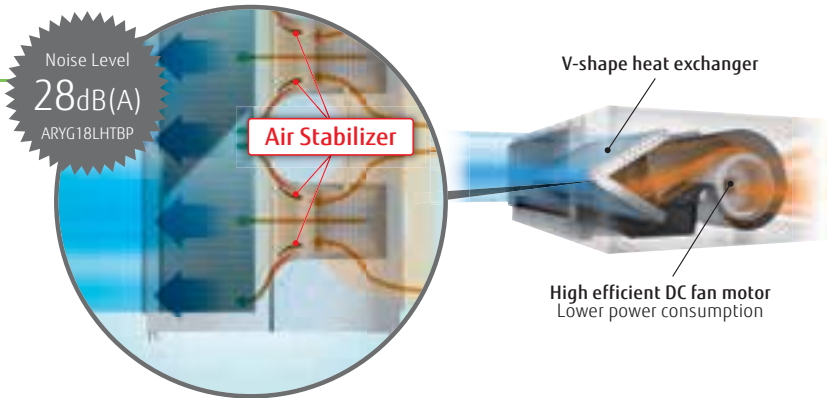
(30/36/45/54) (12/14/18/24)

Economy Set Temp. Return Auto Changeover Adjust Restart Duct OFF Auto OFF Weekly Filter On/Off Adjust Drain Pump Blue Fin

(30/36/45/54)


High Efficiency & Quiet operation

The combination of the V-shaped heat exchanger, air stabilizer, and the high efficient DC fan motor allowed high efficiency and quiet operation.



Small and light weight outdoor unit

This model is much more compact than conventional outdoor unit. It can be installed in a narrow place.

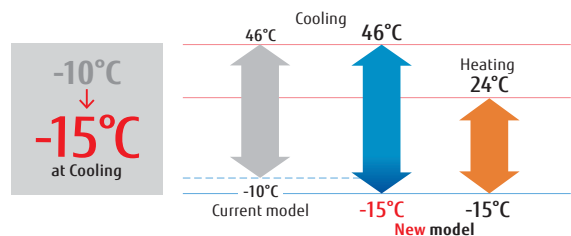


Automatic Airflow adjustment function

This unique and innovative function detects required air flow in each application case and automatically adjust the volume.



Low ambient operation





**Model: ARXG12KHTAP / ARXG14KHTAP / ARXG18KHTAP / ARXG22KHTAP / ARXG24KHTAP
ARXG30KHTAP / ARXG36KHTAP / ARXG45KHTAP / ARXG54KHTAP**

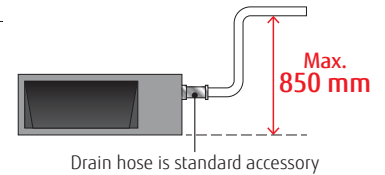


Specifications

Model No.	Indoor unit		ARXG12KHTAP	ARXG14KHTAP	ARXG18KHTAP	ARXG22KHTAP	ARXG24KHTAP	ARXG30KHTAP	ARXG36KHTAP	ARXG45KHTAP	ARXG54KHTAP
	Outdoor unit		AOYG12KBTB	AOYG14KBTB	AOYG18KBTB	AOYG22KBTB	AOYG24KBTB	AOYG30KBTB	AOYG36KBTB	AOYG45KBTB	AOYG54KBTB
Power Source			Single-phase, ~230V, 50Hz								
Capacity	Cooling	kW	3.5 (0.9-4.4)	4.3 (0.9-5.4)	5.2 (0.9-5.9)	6.0 (0.9-6.7)	6.8 (0.9-8.0)	8.5 (2.8-10.0)	9.5 (2.8-11.2)	12.1 (4.0-14.0)	13.4 (4.5-14.5)
	Heating		4.1 (0.9-5.7)	5.0 (0.9-6.5)	6.0 (0.9-7.5)	7.0 (0.9-8.0)	7.5 (0.9-9.1)	10.0 (2.7-11.2)	10.8 (2.7-12.7)	13.5 (4.2-16.2)	15.5 (4.7-16.5)
Input Power	Cooling/Heating	kW	0.87/1.00	1.17/1.25	1.36/1.56	1.71/1.81	1.89/1.85	2.65/2.63	2.86/2.48	3.53/3.37	4.42/3.89
EER	Cooling	W/W	4.02	3.68	3.82	3.51	3.60	3.21	3.32	3.43	3.03
	Heating		4.10	4.00	3.85	3.87	4.06	3.80	4.35	4.01	3.98
Pdesign	Cooling/Heating(-10°C)	kW	3.5/3.4	4.3/3.8	5.2/4.4	6.0/4.8	6.8/6.0	8.5/8.0	9.5/8.7	-	-
SEER	Cooling	W/W	6.30	6.20	6.50	6.50	6.50	6.23	6.10	-	-
	Heating (Average)		4.10	4.00	4.10	4.20	4.10	4.00	4.20	-	-
Energy Efficiency Class	Cooling	A++		A++		A++		A++		A++	
	Heating (Average)	A+		A+		A+		A+		A+	
Max. Operating Current	Cooling/Heating	A	9.7	10.2	12.1	12.6	13.6	22.6	22.6	28.5	28.5
Annual Energy Consumption	Cooling	kWh/a	194	243	280	323	366	477	544	-	-
	Heating		1,159	1,328	1,501	1,597	2,048	2,796	2,898	-	-
Moisture Removal		l/h	0.7	0.9	1.2	1.5	1.8	2.3	2.0	2.6	3.7
Sound Pressure Level	Indoor (Cooling)	H/M/L/Q	32/27/26/24	33/28/27/25	28/25/22/20	28/25/22/20	32/28/24/21	36/33/30/29	36/31/28/26	39/35/31/29	39/35/31/29
	Indoor (Heating)	H/M/L/Q	32/27/26/24	33/28/27/25	28/25/22/20	28/25/22/20	32/28/24/21	36/33/30/29	33/31/28/26	39/35/31/29	39/35/31/29
Sound Power Level	Outdoor (Cooling/Heating)	High	47/47	49/49	50/50	51/51	53/54	53/55	55/55	57/57	57/59
	Indoor (Cooling/Heating)	High	57/58	59/60	54/54	57/57	57/57	63/65	64/63	67/69	67/69
Airflow Rate	Indoor / Outdoor (Cooling)	High	850/1,580	950/1,670	1,050/1,830	1,050/1,960	1,360/2,700	1,700/3,750	2,050/3,750	2,550/4,450	2,550/4,450
	Indoor / Outdoor (Heating)	High	850/1,520	950/1,580	1,050/1,830	1,050/1,960	1,360/2,700	1,700/3,750	2,050/3,750	2,550/4,450	2,550/4,450
Static pressure range (Standard)		Pa	30 to 200 (35)	30 to 200 (35)	30 to 200 (35)	30 to 200 (35)	30 to 200 (35)	30 to 200 (47)	30 to 200 (47)	30 to 200 (60)	30 to 200 (60)
Net Dimensions H x W x D	Indoor	mm	300x700x700	300x700x700	300x1,000x700	300x1,000x700	300x1,000x700	300x1,000x700	300x1,400x700	300x1,400x700	300x1,400x700
	Outdoor	mm	542x799x290	542x799x290	632x799x290	632x799x290	716x820x315	788x940x320	788x940x320	998x940x320	998x940x320
Weight	Indoor	kg(lbs)	27 (60)	27 (60)	35 (77)	35 (77)	36 (79)	36 (79)	46 (101)	46 (101)	46 (101)
	Outdoor	kg(lbs)	33 (73)	33 (73)	36 (79)	38 (84)	42 (93)	52 (115)	52 (115)	67 (148)	67 (148)
Connection Pipe Diameter (Liquid / Gas)		mm	6.35/9.53	6.35/9.53	6.35/12.70	6.35/12.70	6.35/12.70	9.52/15.88	9.52/15.88	9.52/15.88	9.52/15.88
Drain hose Diameter (I.D./O.D.)		mm	25/32	25/32	25/32	25/32	25/32	25/32	25/32	25/32	25/32
Max Pipe Length (Pre-Charge)		m	25 (15)	25 (15)	30 (20)	30 (20)	30 (20)	50 (30)	50 (30)	50 (30)	50 (30)
Max Height Difference		m	20	20	20	25	25	30	30	30	30
Operation Range	Cooling	°CDB	-15 to 46	-15 to 46	-15 to 46	-15 to 46	-15 to 46	-15 to 46	-15 to 46	-15 to 46	-15 to 46
	Heating	°CDB	-15 to 24	-15 to 24	-15 to 24	-15 to 24	-15 to 24	-15 to 24	-15 to 24	-15 to 24	-15 to 24
Refrigerant	Type (Global Warming Potential)		R32 (675)	R32 (675)	R32 (675)	R32 (675)	R32 (675)	R32 (675)	R32 (675)	R32 (675)	R32 (675)
	Charge	kg(CO2eq-T)	0.85 (0.574)	0.85 (0.574)	1.02 (0.689)	1.25 (0.844)	1.25 (0.844)	1.90 (1.283)	1.90 (1.283)	2.70 (1.823)	2.70 (1.823)

Optional parts

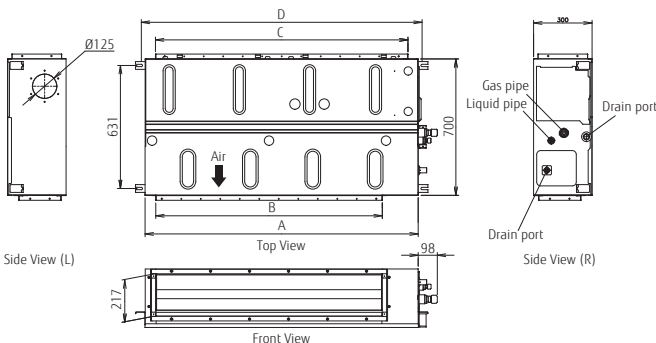
- Wired Remote Controller: UTY-RNRZY3, UTY-RLRY, UTY-RVNYM, UTY-RNNYM
- Simple Remote Controller: UTY-RSRY, UTY-RHRY, UTY-RSNYM
- IR Receiver Kit: UTY-LBTYM
- Wireless LAN Interface: UTY-TFSXZ1
- Remote Sensor Unit: UTY-XSZX
- Long Life Filter: UTD-LFNA (ARXG36/45/54KHTAP), UTD-LFNB (ARXG18/24/30KHTAP), UTD-LFNC (ARXG12/14KHTAP)
- External Input and Output PCB (with bracket): UTY-XCSX + UTZ-GXNA
- External Connect Kit: UTY-XWZXZG
- External Input and Output PCB BOX: UTZ-GXRA



Drain hose is standard accessory

Dimensions

(Unit : mm)

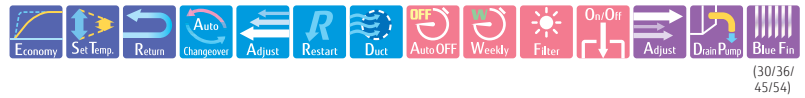
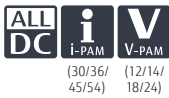


	ARXG12/14KHTAP	ARXG18/22/24/30KHTAP	ARXG36/45/54KHTAP
A	700	1,000	1,400
B	462	762	1,162
C	650	895	1,295
D	740	1,040	1,440

SPLIT

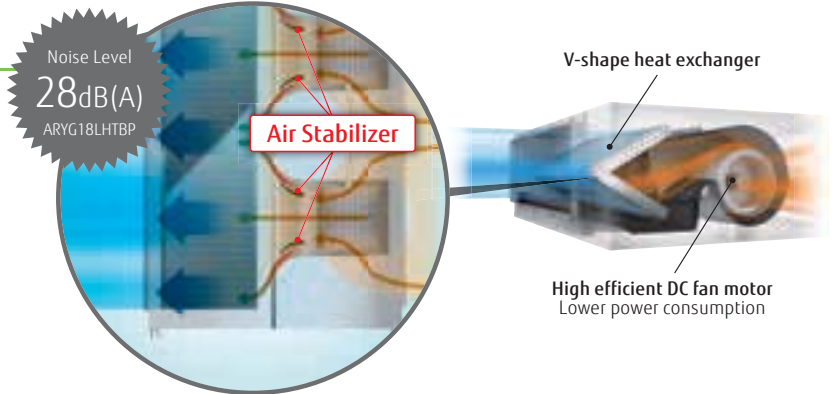
Medium Static Pressure Duct

Compact & Comfort



High Efficiency & Quiet operation

The combination of the V-shaped heat exchanger, air stabilizer, and the high efficient DC fan motor allowed high efficiency and quiet operation.



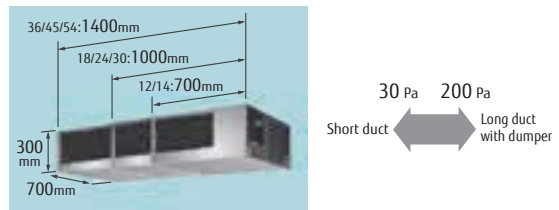
Automatic Airflow adjustment function

This unique and innovative function detects required air flow in each application case and automatically adjust the volume.



Improved installation flexibility

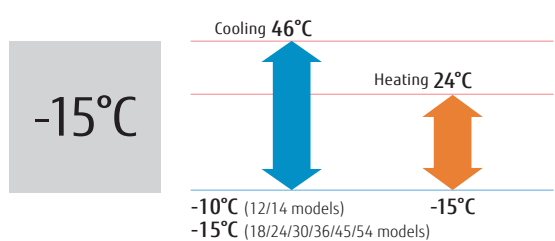
- Capable to be installed in various applications that requires static pressure of 30 Pa to 200 Pa*
 - Built-in drain pump, rises drain up to 850 mm
 - Unified depth throughout the range enables the selection of the capacity regardless of the additional space.
- (*: 12/14/18/24/30/36 models)




Improved service and maintenance

- Drain pump is easily detachable from the side
- Easy access to electrical box
- Error code can be checked more in detail from error history

Low ambient operation



**Model: ARYG12LHTBP / ARYG14LHTBP / ARYG18LHTBP / ARYG24LHTBP
ARYG30LHTBP / ARYG36LHTBP / ARYG45LHTBP / ARYG54LHTBP**



Touch Panel Wired R.C.



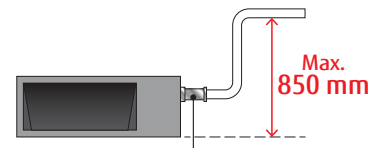
Specifications

Model No.	Indoor unit		ARYG12LHTBP	ARYG14LHTBP	ARYG18LHTBP	ARYG24LHTBP	ARYG30LHTBP	ARYG36LHTBP	ARYG45LHTBP	ARYG54LHTBP
	Outdoor unit		AOYG12LBLA	AOYG14LBLA	AOYG18LBCA	AOYG24LBCA	AOYG30LBTA	AOYG36LBTA	AOYG45LBTA	AOYG54LBTA
Power Source			Single-phase, ~230V, 50Hz							
Capacity	Cooling	kW	3.5 (0.9-4.4)	4.3 (0.9-5.4)	5.2 (0.9-6.5)	6.8 (0.9-8.0)	8.5 (2.8-10.0)	9.4 (2.8-11.2)	12.1 (4.0-14.0)	13.4 (4.5-14.5)
	Heating		4.1 (0.9-5.7)	5.0 (0.9-6.5)	6.0 (0.9-7.5)	8.0 (0.9-9.1)	10.0 (2.7-11.2)	11.2 (2.7-12.7)	13.3 (4.2-16.2)	16.0 (4.7-16.5)
Input Power	Cooling/Heating	kW	0.90/1.00	1.18/1.25	1.37/1.48	1.95/2.21	2.65/2.70	2.83/3.07	3.59/3.44	4.42/4.62
EER	Cooling	W/W	3.89	3.64	3.80	3.49	3.21	3.32	3.37	3.03
COP	Heating		4.10	4.00	4.05	3.62	3.70	3.65	3.87	3.46
Pdesign	Cooling/Heating(-10°C)	kW	3.5/4.2	4.3/4.5	5.2/4.3	6.8/6.0	8.5/8.0	9.4/8.7	-	-
SEER	Cooling	W/W	6.20	6.10	7.15	6.50	5.95	5.81	-	-
SCOP	Heating (Average)		4.10	4.00	4.11	4.01	3.95	3.81	-	-
Energy Efficiency Class	Cooling	A++								
	Heating (Average)	A+								
Max. Operating Current	Cooling/Heating	A	8.0/10.5	9.5/13.0	10.0/13.5	13.5/18.5	17.0/17.0	20.0/20.0	22.5/22.5	23.5/23.5
Annual Energy Consumption	Cooling	kWh/a	198	247	255	366	500	566	-	-
	Heating		1,434	1,573	1,462	2,092	2,833	3,194	-	-
Moisture Removal		l/h	0.7	0.9	1.2	1.8	2.3	2.0	2.6	2.6
Sound Pressure Level	Indoor (Cooling)	H/M/L/Q	32/27/26/24	33/28/27/25	28/25/22/20	32/28/24/21	36/33/30/29	36/31/28/26	39/35/31/29	39/35/31/29
	Indoor (Heating)	H/M/L/Q	32/27/26/24	33/28/27/25	28/25/22/20	32/28/24/21	36/33/30/29	33/31/28/26	39/35/31/29	39/35/31/29
	Outdoor (Cooling/Heating)	High	47/48	49/49	50/51	55/56	53/55	54/55	55/55	55/57
Sound Power Level	Indoor (Cooling/Heating)	High	57/58	59/60	54/54	57/57	63/65	64/63	67/69	67/69
	Outdoor (Cooling/Heating)	High	60/61	64/63	63/62	68/68	68/69	69/70	69/68	69/71
Airflow Rate	Indoor / Outdoor (Cooling)	High	850/1,780	950/1,910	1,050/1,900	1,360/2,460	1,700/3,600	2,050/2,800	2,550/6,750	2,550/6,750
	Indoor / Outdoor (Heating)	High	850/1,630	950/1,740	1,050/1,700	1,360/2,340	1,700/3,600	1,850/2,800	2,550/6,200	2,550/6,850
Static pressure range (Standard)		Pa	30 to 200 (35)	30 to 200 (35)	30 to 200 (35)	30 to 200 (35)	30 to 200 (47)	30 to 200 (47)	30 to 160 (60)	30 to 160 (60)
Net Dimensions H x W x D	Indoor	mm	300*700*700	300*700*700	300*1,000*700	300*1,000*700	300*1,000*700	300*1,400*700	300*1,400*700	300*1,400*700
	Outdoor	mm	578*790*300	578*790*300	620*790*290	620*790*290	830*900*330	830*900*330	1,290*900*330	1,290*900*330
Weight	Indoor	kg(lbs)	27 (59)	27 (59)	36 (79)	36 (79)	36 (79)	46 (101)	46 (101)	46 (101)
	Outdoor	kg(lbs)	40 (88)	40 (88)	41 (90)	41 (90)	61 (134)	61 (134)	86 (189)	86 (189)
Connection Pipe Diameter (Liquid / Gas)		mm	6.35/9.52	6.35/12.70	6.35/12.70	6.35/15.88	9.52/15.88	9.52/15.88	9.52/15.88	9.52/15.88
Drain hose Diameter (I.D./O.D.)		mm	25/32	25/32	25/32	25/32	25/32	25/32	25/32	25/32
Max Pipe Length (Pre-Charge)		m	25 (15)	25 (15)	30 (15)	30 (15)	50 (20)	50 (20)	50 (20)	50 (20)
Max Height Difference			15	15	20	20	30	30	30	30
Operation Range	Cooling	°CDB	-10 to 46	-10 to 46	-15 to 46	-15 to 46	-15 to 46	-15 to 46	-15 to 46	-15 to 46
	Heating	°CDB	-15 to 24	-15 to 24	-15 to 24	-15 to 24	-15 to 24	-15 to 24	-15 to 24	-15 to 24
Refrigerant	Type (Global Warming Potential)		R410A (2,088)	R410A (2,088)	R410A (2,088)	R410A (2,088)	R410A (2,088)	R410A (2,088)	R410A (2,088)	R410A (2,088)
	Charge	kg(CO ₂ eq-T)	1.15 (2.4)	1.25 (2.6)	1.80 (3.8)	1.80 (3.8)	2.10 (4.4)	2.10 (4.4)	3.35 (7.0)	3.35 (7.0)

Optional parts

- Wired Remote Controller: UTY-RNRYZ3, UTY-RVNYM, UTY-RNNYM, UTY-RLRY
- Simple Remote Controller: UTY-RSNYM, UTY-RSRY, UTY-RHRY
- IR Receiver Unit: UTY-LBTYM
- Wireless LAN Interface: UTY-TFNXZ1
- External connect kit: UTY-XWZXZG

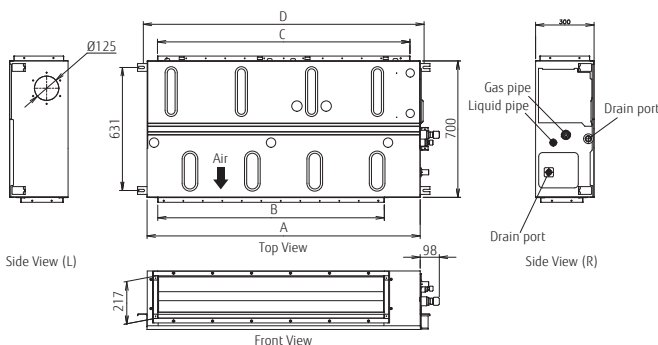
- Long life filter: UTD-LFNA (ARYG36/45/54LHTBP), UTD-LFNB (ARYG18/24/30LHTBP), UTD-LFNC (ARYG12/14LHTBP)
- Remote Sensor Unit: UTY-XSZX
- External input and output PCB (with bracket): UTY-XCSX + UTY-GXNA
- External Input and Output PCB BOX: UTY-GXRA



Drain hose is standard accessory

Dimensions

(Unit : mm)



	ARYG12/14LHTBP	ARYG18/24/30LHTBP	ARYG36/45/54LHTBP
A	700	1,000	1,400
B	462	762	1,162
C	650	895	1,295
D	740	1,040	1,440

SPLIT

NEW

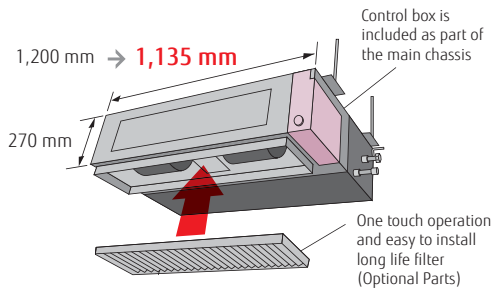
Medium Static Pressure Duct Standard



Slim & Compact design


Indoor Unit

The slim and compact design of the indoor unit, with the control box mounted on the side of the unit, allows installation in narrow spaces.



New Outdoor Unit

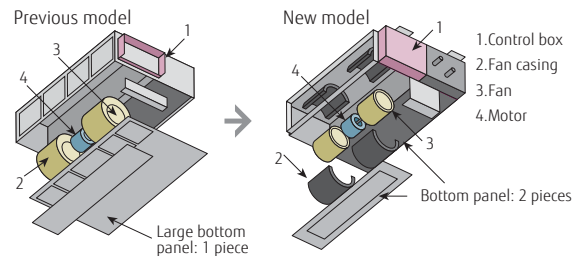
45 model outdoor unit was changed completely. Easier installation was realized by compact and lightweight outdoor unit.



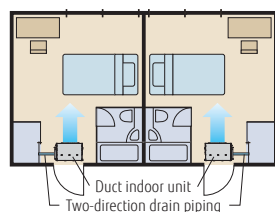
Easy maintenance

Structural improvement is attained by making the bottom panel two pieces, front and rear. The internal fan casing is also manufactured in two pieces, namely upper and lower. The maintenance of the motor and fan can be easily carried out by removing the rear panel and the lower part of the casing while leaving the main chassis installed.

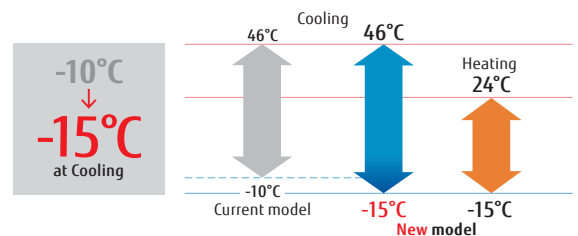
See below for the case of rear suction type



Two-direction drain piping



All class low ambient operation





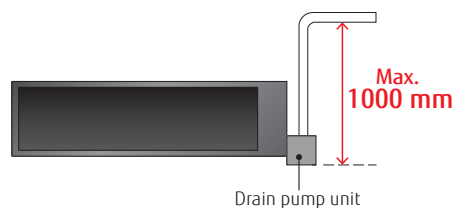
For ARXG22KMLA For ARXG24KMLA For ARXG30/36KMLA For ARXG45KMLA

Specifications

Model No.	Indoor unit		ARXG22KMLA	ARXG24KMLA	ARXG30KMLA	ARXG36KMLA	ARXG45KMLA
	Outdoor unit		AOYG22KBTB	AOYG24KBTB	AOYG30KBTB	AOYG36KBTB	AOYG45KBTB
Power Source	Single-phase, ~230V, 50Hz						
Capacity	Cooling	kW	6.0 (0.9-6.7)	6.8 (0.9-8.0)	8.5 (2.8-10.0)	9.5 (2.8-11.2)	12.1 (4.0-13.0)
	Heating		7.0 (0.9-8.0)	7.5 (0.9-9.1)	10.0 (2.7-11.2)	10.8 (2.7-12.7)	13.5 (4.2-15.2)
Input Power	Cooling/Heating	kW	1.78/1.87	2.14/1.97	2.65/2.63	2.97/2.88	4.22/3.84
EER	Cooling	W/W	3.37	3.18	3.21	3.20	2.87
	Heating		3.74	3.80	3.80	3.75	3.52
COP	Cooling/Heating(-10°C)	kW	6.0/4.8	6.8/6.0	8.5/8.0	9.5/8.7	-
	Cooling		6.10	6.20	6.23	6.10	-
SEER	Cooling	W/W	4.10	4.10	4.00	4.00	-
	Heating		-	-	-	-	-
Energy Efficiency Class	Cooling	A++	A++	A++	A++	A++	-
	Heating		A+	A+	A+	A+	-
Max. Operating Current	Cooling/Heating	A	12.6	13.6	22.6	22.6	28.5
Annual Energy Consumption	Cooling	kWh/a	344	384	477	545	-
	Heating		1,637	2,045	2,797	3,044	-
Moisture Removal		l/h	2.1	2.5	2.5	3.0	4.0
Sound Pressure Level	Indoor (Cooling)	H/M/L/Q	31/29/27/25	31/29/27/25	39/35/30/26	39/35/30/26	42/38/32/28
	Indoor (Heating)	H/M/L/Q	31/29/27/25	31/29/27/25	42/35/30/26	42/35/30/26	42/38/32/28
Sound Power Level	Outdoor(Cooling/Heating)	High	51/51	53/54	53/55	55/55	57/57
	Indoor(Cooling/Heating)	High	60/62	60/62	65/69	65/70	68/70
Airflow Rate	Outdoor(Cooling/Heating)	High	63/63	65/66	68/69	70/70	71/71
	Indoor / Outdoor (Cooling)	High	1,100/2,240	1,100/2,700	1,900/3,750	1,900/3,750	2,100/4,450
Static pressure range (Standard)	Indoor / Outdoor (Heating)	High	1,100/1,960	1,100/2,700	2,100/3,750	2,100/3,750	2,100/4,450
		Pa	30 to 150 (35)	30 to 150 (35)	30 to 150 (47)	30 to 150 (47)	30 to 150 (60)
Net Dimensions H x W x D	Indoor	mm	270x1,135x700	270x1,135x700	270x1,135x700	270x1,135x700	270x1,135x700
	Outdoor	mm	632x799x290	716x820x315	788x940x320	788x940x320	998x940x320
Weight	Indoor	kg(lbs)	35 (77)	35 (77)	38 (84)	38 (84)	39 (86)
	Outdoor	kg(lbs)	38 (84)	42 (93)	52 (115)	52 (115)	67 (148)
Connection Pipe Diameter (Liquid / Gas)		mm	6.35/12.70	6.35/12.70	9.52/15.88	9.52/15.88	9.52/15.88
Drain hose Diameter (I.D./O.D.)		mm	35.7/38.1	35.7/38.1	35.7/38.1	35.7/38.1	35.7/38.1
Max Pipe Length (Pre-Charge)		m	30 (20)	30 (20)	50 (30)	50 (30)	50 (30)
Max Height Difference			25	25	30	30	30
Operation Range	Cooling	°CDB	-15 to 46	-15 to 46	-15 to 46	-15 to 46	-15 to 46
	Heating		-15 to 24	-15 to 24	-15 to 24	-15 to 24	-15 to 24
Refrigerant	Type (Global Warming Potential)		R32 (675)	R32 (675)	R32 (675)	R32 (675)	R32 (675)
	Charge	kg(CO2eq-T)	1.25 (0.844)	1.25(0.844)	1.90(1.283)	1.90(1.283)	2.70(1.823)

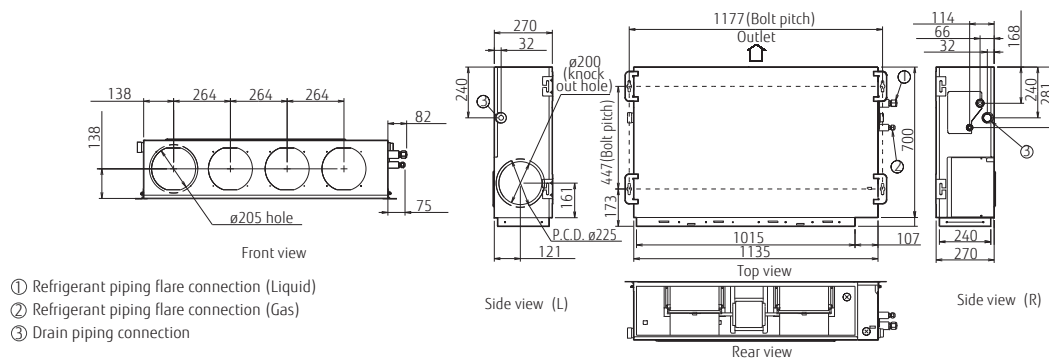
Optional parts

- | | |
|---|------------------------------------|
| Wired Remote Controller: UTY-RNRYZ3, UTY-RLRY, UTY-RVNYM, UTY-RNNYM | Drain Pump Unit: UTZ-PX1NBA |
| Simple Remote Controller: UTY-RSRY, UTY-RHRY, UTY-RSNYM | Wireless LAN Interface: UTY-TFSXZ1 |
| IR Receiver Kit: UTY-LBTYM | Remote Sensor Unit: UTY-XSZX |
| Flange (Round): UTD-RF204 | Long Life Filter: UTD-LF25NA |
| Flange (Square): UTD-SF045T | External Connect Kit: UTY-XWZXXG |




Dimensions

(Unit : mm)

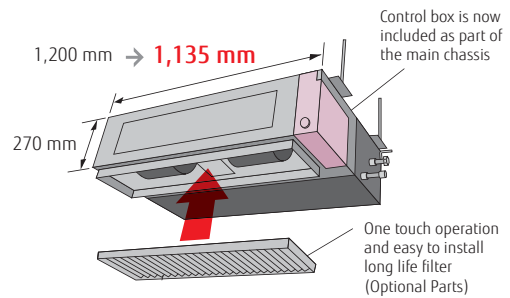


Medium Static Pressure Duct Standard



Slim & Compact design

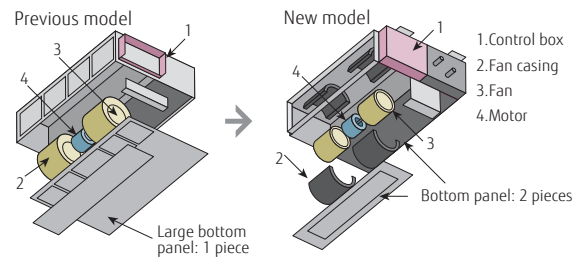
In the case of bottom return air connection, not only does the indoor unit design allow for installation in a narrow ceiling space of up to 270 mm, further space savings have been achieved by mounting the control box internally inside the chassis.



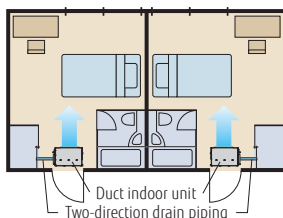
Easy maintenance

Structural improvement is attained by making the bottom panel two pieces, front and rear. The internal fan casing is also manufactured in two pieces, namely upper and lower. The maintenance of the motor and fan can be easily carried out by removing the rear panel and the lower part of the casing while leaving the main chassis installed.

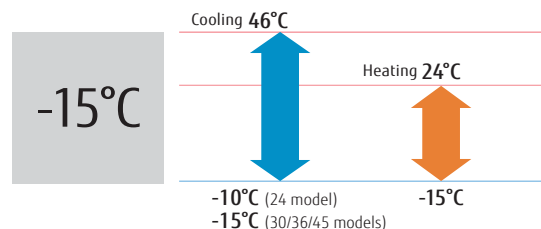
See below for the case of rear suction type



Two-direction drain piping



Low ambient operation



Model : ARYG24LMLA / ARYG30LMLE / ARYG36LMLE / ARYG45LMLA / ARYG36LMLA [3 phase] / ARYG45LMLA [3 phase]



Wired R.C.



For ARYG24LMLA



For ARYG30/36LMLE



For ARYG45LMLA (Single-phase)



For ARYG36/45LMLA

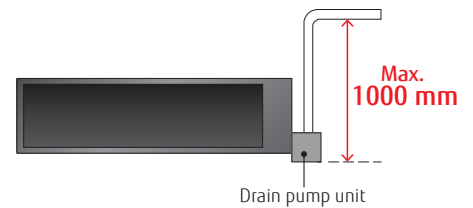
Specifications

Model No.	Indoor unit		ARYG24LMLA	ARYG30LMLE	ARYG36LMLE	ARYG45LMLA	ARYG45LMLA	ARYG36LMLA	ARYG45LMLA
	Outdoor unit		AOYG24LBCB	AOYG30LETL	AOYG36LETL	AOYG45LBCB	AOYG45LETL	AOYG36LATT	AOYG45LATT
Power Source	Single-phase, ~230V, 50Hz						3-phase, ~400V, 50Hz		
Capacity	Cooling	kW	6.8 (0.9-8.0)	8.5 (2.8-10.0)	9.4 (2.8-11.2)	12.1 (4.0-13.0)	12.1 (4.0-13.3)	10.0 (4.7-11.4)	12.5 (5.0-14.0)
	Heating		8.0 (0.9-9.1)	10.0 (2.7-11.2)	11.2 (2.7-12.7)	13.3 (4.2-15.2)	13.1 (4.2-15.5)	11.2 (5.0-14.0)	14.0 (5.4-16.2)
Input Power	Cooling/Heating	kW	2.21/2.26	2.65/2.68	2.96/3.10	4.29/3.84	3.77/3.68	2.84/2.87	3.89/3.88
EER	Cooling	W/W	3.08	3.21	3.18	2.82	3.21	3.52	3.21
	Heating		3.54	3.73	3.61	3.46	3.61	3.90	3.61
COP	Cooling/Heating(-10°C)	kW	6.8/6.0	8.5/8.0	9.4/8.7	-	-	10.0/10.0	-
	Cooling		6.20	5.90	5.70	-	-	5.80	-
SEER	Cooling	W/W	4.00	3.90	3.80	-	-	4.00	-
	Heating		-	-	-	-	-	-	-
Energy Efficiency Class	Cooling	A++		A+	A+	-	-	A+	-
	Heating	A+		A	A	-	-	A+	-
Max. Operating Current	Cooling/Heating	A	14.7/15.7	17.0/17.0	18.5/20.0	23.5/23.5	21.0/21.0	8.5/8.5	9.5/9.5
Annual Energy Consumption	Cooling	kWh/a	384	504	576	-	-	603	-
	Heating		2,099	2,868	3,202	-	-	3,497	-
Moisture Removal		l/h	2.5	2.5	3.0	4.0	4.0	3.0	4.5
Sound Pressure Level	Indoor (Cooling)	H/M/L/Q	31/29/27/25	39/35/30/26	39/35/30/26	42/38/32/28	42/38/32/28	38/36/31/26	42/38/32/28
	Indoor (Heating)	H/M/L/Q	31/29/27/25	42/35/30/26	42/35/30/26	42/38/32/28	42/38/32/28	40/36/31/26	42/38/32/28
	Outdoor(Cooling/Heating)	High	53/54	53/55	54/55	58/58	55/55	51/53	54/54
Sound Power Level	Indoor(Cooling/Heating)	High	60/62	65/69	65/70	-	-	65/67	-
	Outdoor(Cooling/Heating)	High	66/66	68/69	69/70	-	-	67/69	-
Airflow Rate	Indoor / Outdoor (Cooling)	High	1,100/2,850	1,900/3,600	1,900/3,800	2,100/4,650	2,100/6,750	1,800/6,200	2,100/6,750
	Indoor / Outdoor (Heating)	High	1,100/2,700	2,100/3,600	2,100/3,800	2,100/4,650	2,100/6,850	1,850/6,200	2,100/6,200
Static pressure range (Standard)		Pa	30 to 150 (35)	30 to 150 (47)	30 to 150 (47)	30 to 150 (60)	30 to 150 (60)	30 to 150 (47)	30 to 150 (60)
Net Dimensions H x W x D	Indoor	mm	270x1,135x700	270x1,135x700	270x1,135x700	270x1,135x700	270x1,135x700	270x1,135x700	270x1,135x700
	Outdoor	mm	716x820x315	830x900x330	830x900x330	914x970x370	1,290x900x330	1,290x900x330	1,290x900x330
Weight	Indoor	kg(lbs)	38 (84)	40 (88)	40 (88)	40 (88)	40 (88)	40 (88)	40 (88)
	Outdoor	kg(lbs)	42 (93)	61 (134)	61 (134)	75 (165)	86 (190)	104 (229)	104 (229)
Connection Pipe Diameter (Liquid / Gas)		mm	6.35/15.88	9.52/15.88	9.52/15.88	9.52/15.88	9.52/15.88	9.52/15.88	9.52/15.88
Drain hose Diameter (I.D./O.D.)		mm	35.7/38.1	35.7/38.1	35.7/38.1	35.7/38.1	35.7/38.1	35.7/38.1	35.7/38.1
Max Pipe Length (Pre-Charge)		m	30 (15)	50 (20)	50 (20)	50 (20)	50 (20)	75 (30)	75 (30)
Max Height Difference			20	30	30	30	30	30	30
Operation Range	Cooling	°CDB	-10 to 46	-15 to 46	-15 to 46	-15 to 46	-15 to 46	-15 to 46	-15 to 46
	Heating		-15 to 24	-15 to 24	-15 to 24	-15 to 24	-15 to 24	-15 to 24	-15 to 24
Refrigerant	Type (Global Warming Potential)	R410A (2,088)		R410A (2,088)	R410A (2,088)	R410A (2,088)	R410A (2,088)	R410A (2,088)	R410A (2,088)
	Charge	kg(CO2eq-T)	1.50 (3.1)	2.10 (4.4)	2.10 (4.4)	2.90 (6.1)	3.35 (7.0)	3.45 (7.2)	3.45 (7.2)

Optional parts

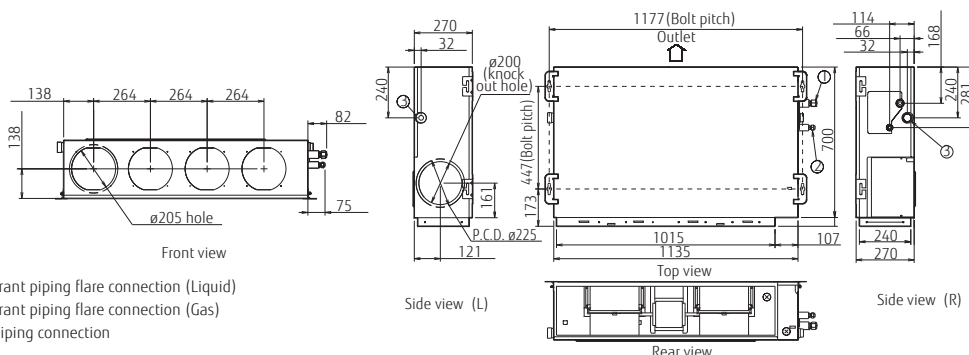
Wired Remote Controller: UTY-RNNYM, UTY-RVNYM
 Simple Remote Controller: UTY-RSNYM
 Flange (Round): UTD-RF204
 Flange (Square): UTD-SF045T
 Long Life Filter: UTD-LF25NA

Remote Sensor Unit: UTY-XS2X
 Drain Pump Unit: UTZ-PX1NBA
 IR Receiver Kit: UTY-LRHYM
 External connect kit: UTD-ECS5A
 Wireless LAN Interface: UTY-TFNXZ1



Dimensions

(Unit : mm)



- ① Refrigerant piping flare connection (Liquid)
- ② Refrigerant piping flare connection (Gas)
- ③ Drain piping connection

SPLIT


NEW

High Static Pressure Duct


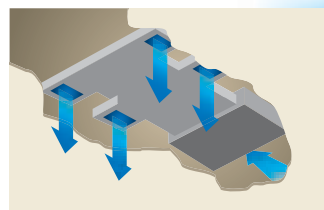


Easy installation (Compact size & Lightweight)

A compact size and lightweight indoor unit & outdoor unit has been developed by reducing the basic chassis and the overall material weight.

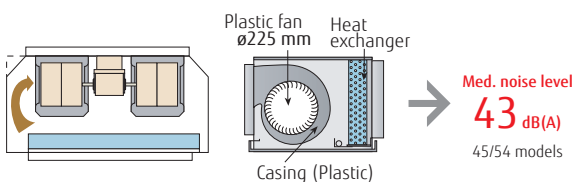


Design also corresponding to high static pressure

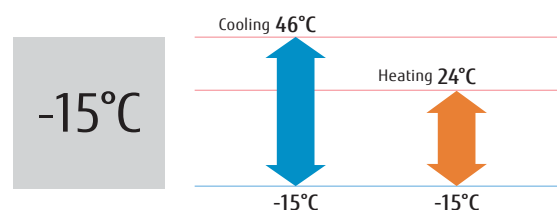


Low noise

Cutting off the corners has enabled less turbulent airflow. Low noise is realized by adopting a plastic case and a plastic fan.



Low ambient operation



Model : ARXG45KHTA / ARXG54KHTA



Specifications

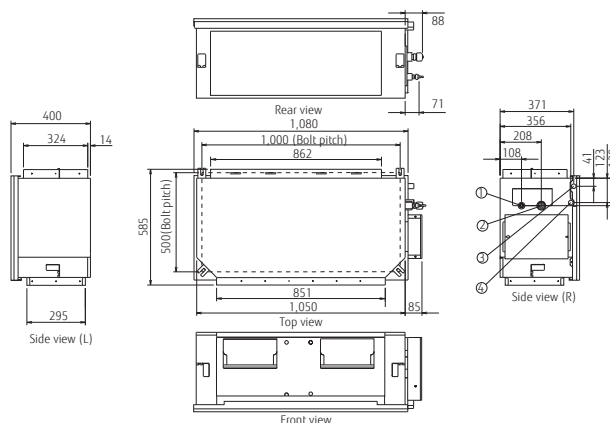
Model No.	Indoor unit		ARXG45KHTA	ARXG54KHTA
	Outdoor unit		AOYG45KBTB	AOYG54KBTB
Power Source	Single-phase, ~230V, 50Hz			
Capacity	Cooling	kW	12.1 (4.0-14.0)	13.4 (5.0-14.5)
	Heating		13.5 (5.0-16.2)	15.5 (5.5-18.0)
Input Power	Cooling/Heating		kW	4.16/3.61
	Cooling/Heating			
EER	Cooling	W/W	2.91	2.81
	Heating		3.74	3.71
Pdesign	Cooling/Heating(-10°C)		-	-
SEER	Cooling	W/W	-	-
SCOP	Heating		-	-
Energy Efficiency Class	Cooling		-	-
	Heating		-	-
Max. Operating Current	Cooling/Heating		A	28.5
Annual Energy Consumption	Cooling		kWh/a	-
	Heating			-
Moisture Removal			l/h	1.5
Sound Pressure Level	Indoor (Cooling)	H/M/L	dB(A)	47/43/40
	Indoor (Heating)	H/M/L		47/43/40
	Outdoor(Cooling/Heating)	High		57/57
Sound Power Level	Indoor(Cooling/Heating)	High	75/74	75/74
	Outdoor(Cooling/Heating)	High	71/71	73/73
Airflow Rate	Indoor / Outdoor (Cooling)	High	m³/h	3,350/4,450
	Indoor / Outdoor (Heating)	High		3,350/4,450
Static pressure range (Standard)			Pa	100 to 250 (100)
Net Dimensions H x W x D	Indoor	mm	400x1,050x500	400x1,050x500
	Outdoor	mm	46 (101)	46 (101)
Weight	Indoor	kg(lbs)	998x940x320	998x940x320
	Outdoor	kg(lbs)	67 (148)	67 (148)
Connection Pipe Diameter (Liquid / Gas)			mm	9.52/15.88
Drain hose Diameter (I.D./O.D.)			mm	23.4/25.4
Max Pipe Length (Pre-Charge)			m	50 (30)
Max Height Difference				30
Operation Range	Cooling		°CDB	-15 to 46
	Heating			-15 to 24
Refrigerant	Type (Global Warming Potential)		R32 (675)	R32 (675)
	Charge		kg(CO2eq-T)	2.70(1.823)

Optional parts

- Wired Remote Controller: UTY-RVNYM, UTY-RNNYM
- Simple Remote Controller: UTY-RSNYM
- Wireless LAN Interface: UTY-TFNXZ1
- Remote Sensor Unit: UTY-XSZX
- Long Life Filter: UTD-LF60KA
- External Connect Kit: UTD-ECSSA

Dimensions

(Unit : mm)



- ① Refrigerant piping flare connection (Liquid)
- ② Refrigerant piping flare connection (Gas)
- ③ Drain piping connection (Safety drain pan)
- ④ Drain piping connection(Main drain pan)

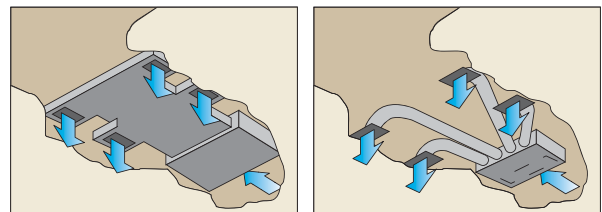

High Static Pressure Duct



High energy efficiency


Significantly greater efficiency is realized by using all DC inverter technology. (60 model)

Design also corresponding to high static pressure



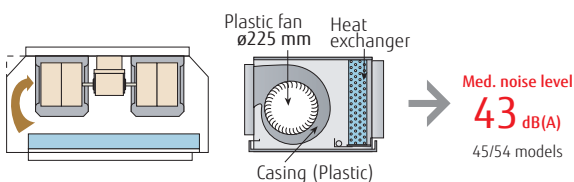
Easy installation (Compact size & Lightweight)

A compact size and lightweight indoor unit has been developed by reducing the basic chassis and the overall material weight.

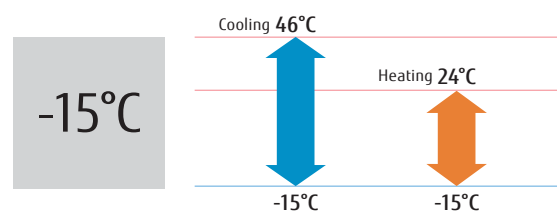


Low noise

Cutting off the corners has enabled less turbulent airflow. Low noise is realized by adopting a plastic case and a plastic fan.



Low ambient operation



Model : ARYG45LHTA / ARYG54LHTA / ARYG45LHTA [3 phase] / ARYG54LHTA [3 phase] / ARYG60LHTA [3 phase]



Wired R.C.



ARYG45/54LHTA



ARYG60LHTA



Specifications

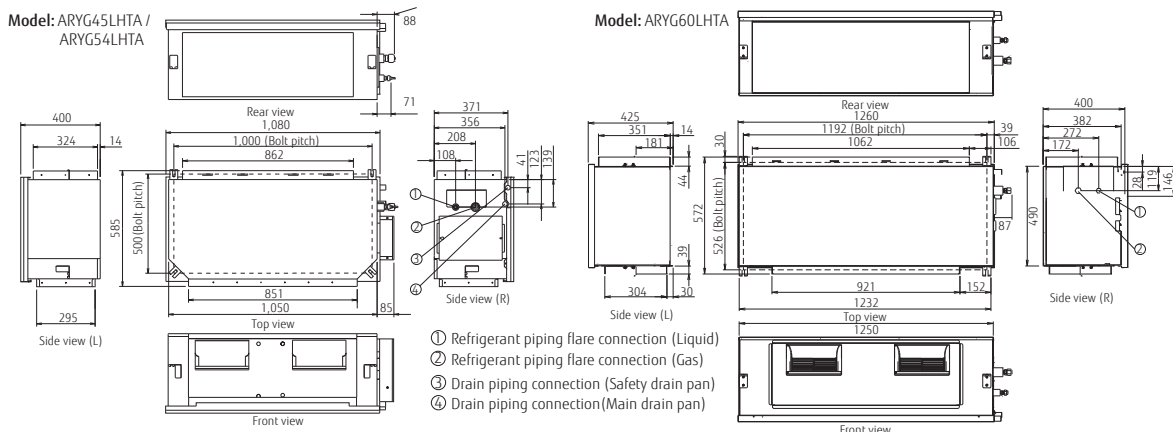
Model No.	Indoor unit		ARYG45LHTA	ARYG54LHTA	ARYG45LHTA	ARYG54LHTA	ARYG60LHTA
	Outdoor unit		AOYG45LETL	AOYG54LETL	AOYG45LATT	AOYG54LATT	AOYG60LATT
Power Source			Single-phase, ~230V, 50Hz		3-phase, ~400V, 50Hz		
Capacity	Cooling	kW	12.5 (4.5-14.0)	13.4 (5.0-14.5)	12.5 (5.0-14.0)	14.0 (5.4-16.0)	15.0 (6.2-17.5)
	Heating	kW	14.0 (5.0-16.2)	16.0 (5.5-18.0)	14.0 (5.4-16.2)	16.0 (5.8-18.0)	18.0 (6.2-18.0)
Input Power	Cooling/Heating	kW	4.30/3.80	4.77/4.69	4.06/3.67	4.65/4.37	4.70/5.15
EER	Cooling	W/W	2.91	2.81	3.08	3.01	3.19
COP	Heating	W/W	3.68	3.41	3.81	3.66	3.50
Max. Operating Current	Cooling/Heating	A	22.5/22.5	23.5/23.5	11.0/11.0	12.0/12.0	12.5/12.5
Moisture Removal		l/h	1.5	2.0	1.5	2.5	2.0
Sound Pressure	Indoor (Cooling)	H/M/L/Q	47/43/40/-	47/43/40/-	47/43/40/-	47/43/40/-	45/40/36/-
	Indoor (Heating)	H/M/L/Q	47/43/40/-	47/43/40/-	47/43/40/-	47/43/40/-	45/40/36/-
	Outdoor(Cooling/Heating)	High	55/55	55/57	54/54	55/56	56/58
Airflow Rate	Indoor / Outdoor (Cooling)	High	3,350/6,750	3,350/6,750	3,350/6,750	3,350/6,900	3,550/6,900
	Indoor / Outdoor (Heating)	High	3,350/6,200	3,350/6,850	3,350/6,200	3,350/6,900	3,550/7,300
Static pressure range (Standard)		Pa	100 to 250 (100)	100 to 250 (100)	100 to 250 (100)	100 to 250 (100)	60 to 260 (60)
Net Dimensions	Indoor	mm	400×1,050×500	400×1,050×500	400×1,050×500	400×1,050×500	425×1,250×490
H x W x D	Outdoor	mm	1,290×900×330	1,290×900×330	1,290×900×330	1,290×900×330	1,290×900×330
	Weight	kg(lbs)	46 (101)	46 (101)	46 (101)	46 (101)	54 (119)
Connection Pipe Diameter (Liquid / Gas)	Indoor	kg(lbs)	86 (189)	86 (189)	104 (229)	104 (229)	104 (229)
	Outdoor	kg(lbs)	86 (189)	86 (189)	104 (229)	104 (229)	104 (229)
Drain hose Diameter (I.D./O.D.)		mm	9.52/15.88	9.52/15.88	9.52/15.88	9.52/15.88	9.52/15.88
Max Pipe Length (Pre-Charge)		m	23.4/25.4	23.4/25.4	23.4/25.4	23.4/25.4	23.4/25.4
Max Height Difference		m	50 (20)	50 (20)	75 (30)	75 (30)	75 (30)
Operation Range	Cooling	°CDB	30	30	30	30	30
	Heating	°CDB	-15 to 46	-15 to 46	-15 to 46	-15 to 46	-15 to 46
Refrigerant	Type (Global Warming Potential)		-15 to 24	-15 to 24	-15 to 24	-15 to 24	-15 to 24
	Charge	kg(CO2eq-T)	R410A (2,088)	R410A (2,088)	R410A (2,088)	R410A (2,088)	R410A (2,088)
			3.35 (7.0)	3.35 (7.0)	3.45 (7.2)	3.45 (7.2)	3.45 (7.2)

Optional parts

- Wired Remote Controller: UTY-RNNYM, UTY-RVNYM
- Simple Remote Controller: UTY-RSNYM
- Long-Life Filter: UTD-LF60KA (ARYG45/54LHTA)
- Remote Sensor Unit: UTY-XSZX
- IR Receiver Kit: UTY-LRHYM(ARYG60LHTA)
- External connect kit: UTD-ECS5A
- Wireless LAN Interface: UTY-TFSXZ1

Dimensions

(Unit : mm)




Big Duct



Separation is possible by lightweight compact design

The indoor unit can be separated into fan unit and heat-exchanger unit to assist the installation works.



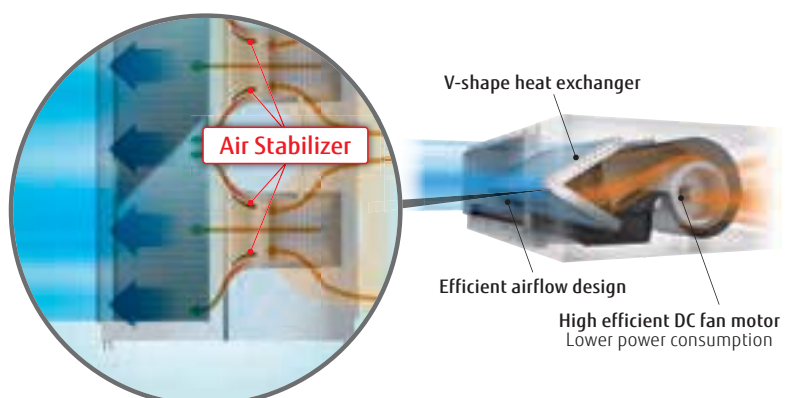
Automatic Airflow adjustment function

This function can set the optimum airflow automatically, so installation time is shortened drastically.




Quiet operation

The combination of the V-shaped heat exchanger, air stabilizer, and the high efficient DC fan motor allowed quiet operation despite of the small structural design.



Model : ARYG72LHTA / ARYG90LHTA



Wired R.C.



Specifications

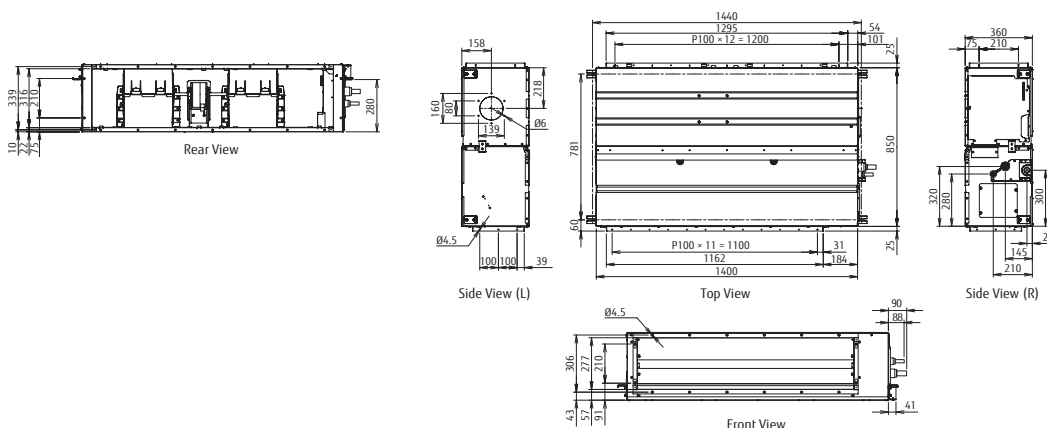
Model No.	Indoor unit		ARYG72LHTA	ARYG90LHTA
	Outdoor unit		AOYG72LRLA	AOYG90LRLA
Power Source	Indoor		Single-phase, ~230V, 50Hz	
	Outdoor		3-phase, ~400V, 50Hz	
Capacity	Cooling	kW	19.0 (8.4-20.9)	22.0 (10.3-24.2)
	Heating		22.4 (7.2-24.6)	27.0 (8.5-29.7)
Input Power	Cooling/Heating	kW	6.46 / 6.59	7.77 / 8.18
EER	Cooling	W/W	2.94	2.83
	Heating		3.40	3.30
COP	Indoor(Cooling/Heating)	A	4.6/4.6	6.0/6.0
	Outdoor(Cooling/Heating)		13.3/13.3	14.6/14.6
Moisture Removal		l/h	4.5	6.0
Sound Pressure	Indoor (Cooling)	H/M/L/Q	46/43/41/39	47/44/42/40
	Indoor (Heating)	H/M/L/Q	46/43/41/39	47/44/42/40
	Outdoor(Cooling/Heating)	High	55/55	55/57
Airflow Rate	Indoor / Outdoor (Cooling)	High	4,300/8,400	4,300/8,400
	Indoor / Outdoor (Heating)	High	4,300/8,400	4,300/9,000
Static pressure range (Standard)		Pa	50 to 150 (72)	50 to 200 (72)
Net Dimensions H x W x D	Indoor	mm	360×1,400×850	360×1,400×850
	Outdoor	mm	1,428×1,080×480	1,428×1,080×480
Weight	Indoor	kg(lbs)	69 (152)	80 (176)
	Outdoor	kg(lbs)	165 (363)	174 (383)
Connection Pipe Diameter (Liquid / Gas)		mm	12.7/25.4	12.7/25.4
Drain Hose Diameter (I.D./O.D.)		mm	24.4/32.0	24.4/32.0
Max Pipe Length (Pre-Charge)		m	100 (30)	100 (30)
Height Difference			30	30
Operation Range	Cooling	°CDB	-15 to 46	-15 to 46
	Heating		-20 to 24	-20 to 24
Refrigerant	Type (Global Warming Potential)		R410A (2,088)	R410A (2,088)
	Charge	kg(CO2eq-T)	5.6 (11.7)	7.1 (14.8)

Optional parts

- Wired Remote Controller: UTY-RNRYZ3, UTY-RLRY, UTY-RVNYM, UTY-RNNYM
- Simple Remote Controller: UTY-RSRY, UTY-RHRY, UTY-RSNYN
- IR Receiver Unit: UTY-LBTYM, UTY-LRHYM
- Remote Sensor Unit: UTY-XSZX
- External Connect Kit: UTY-XWZXZG
- External Input and Output PCB: UTY-XCSX
- Drain Pump Unit: UTZ-PX1NAB
- Long Life filter: UTD-LFKA
- Wireless LAN Interface: UTY-TFSXZ1

Dimensions

(Unit : mm)



SPLIT

Floor

Compact & Comfort



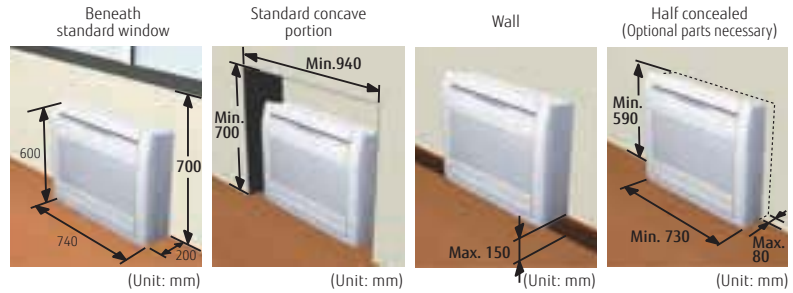
2-Fan & Wide airflow

Individual vertical airflow by 2-fan can control the whole room comfortably.



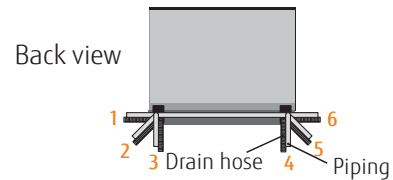
Flexible & easy installation

Due to compact and whole surface suction method model, floor, concealed, half concealed, or wall mounted installation can be available to match the room layout.



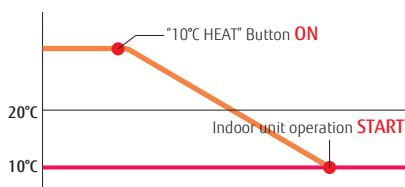
Flexible piping connection 6 direction of drain & piping

Drain hose and piping can be drawn flexibly in the right, left, side, and down directions

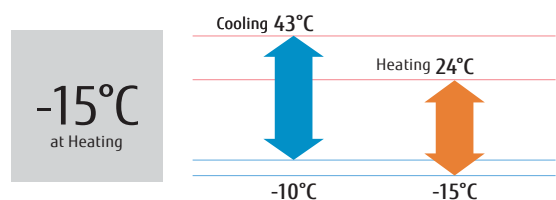


10°C HEAT Operation

The room temperature can be set to go no lower than 10°C, thus ensuring that the room does not get too cold when not occupied



Low ambient operation



Model: AGYG09LVCA / AGYG12LVCA / AGYG14LVCA



Wireless R.C.



For AGYG09/12LVCA



For AGYG14LVCA

Specifications

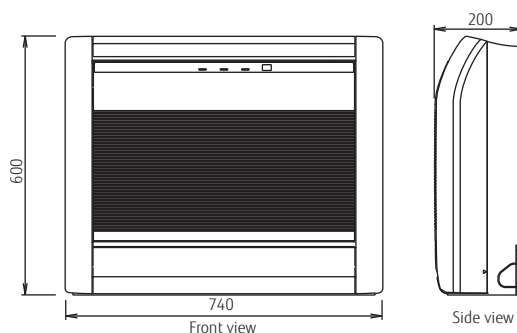
Model No.	Indoor unit		AGYG09LVCA	AGYG12LVCA	AGYG14LVCA
	Outdoor unit		A0YG09LVCA	A0YG12LVCA	A0YG14LVCA
Power Source			Single-phase, ~230V, 50Hz		
Capacity	Cooling	kW	2.6 (0.9-3.5)	3.5 (0.9-4.0)	4.2 (0.9-5.0)
	Heating		3.5 (0.9-4.95)	4.5 (0.9-5.3)	5.2 (0.9-6.3)
Input Power	Cooling/Heating	kW	0.53/0.79	0.94/1.19	1.14/1.44
EER	Cooling	W/W	4.91	3.72	3.68
COP	Heating		4.43	3.78	3.61
Pdesign	Cooling/Heating(-10°C)	kW	2.6/2.9	3.5/3.8	4.2/4.7
SEER	Cooling	W/W	7.00	6.50	6.40
SCOP	Heating (Average)		4.20	4.00	4.00
Energy Efficiency Class	Cooling		A++	A++	A++
	Heating (Average)		A+	A+	A+
Max. Operating Current	Cooling/Heating	A	7.0/10.0	7.0/10.0	9.0/13.5
Annual Energy Consumption	Cooling	kWh/a	130	188	230
	Heating		967	1,330	1,645
Moisture Removal		l/h	1.3	1.8	2.1
Sound Pressure Level	Indoor (Cooling)	H/M/L/Q	dB(A)	40/35/29/22	44/38/31/22
	Indoor (Heating)	H/M/L/Q		40/35/29/22	43/37/29/22
	Outdoor(Cooling/Heating)	High		47/48	48/49
Sound Power Level	Indoor(Cooling/Heating)	High	55/56	55/56	58/58
	Outdoor(Cooling/Heating)	High	64/65	64/65	65/66
Airflow Rate	Indoor / Outdoor (Cooling)	High	570/1,680	570/1,680	650/1,910
	Indoor / Outdoor (Heating)	High	600/1,490	600/1,680	650/1,750
Net Dimensions H x W x D	Indoor	mm	600×740×200	600×740×200	600×740×200
	Outdoor	mm	540×790×290	540×790×290	578×790×300
Weight	Indoor	kg(lbs)	14 (31)	14 (31)	14 (31)
	Outdoor	kg(lbs)	36 (79)	36 (79)	40 (88)
Connection Pipe Diameter (Liquid / Gas)		mm	6.35/9.52	6.35/9.52	6.35/12.70
Drain hose Diameter (I.D./O.D.)			13.8/15.8 to 16.7	13.8/15.8 to 16.7	13.8/15.8 to 16.7
Max Pipe Length (Pre-Charge)		m	20 (15)	20 (15)	20 (15)
Max Height Difference			15	15	15
Operation Range	Cooling	°CDB	-10 to 43	-10 to 43	-10 to 43
	Heating		-15 to 24	-15 to 24	-15 to 24
Refrigerant	Type (Global Warming Potential)		R410A (2,088)	R410A (2,088)	R410A (2,088)
	Charge	kg(CO2eq-T)	1.05 (2.2)	1.05 (2.2)	1.15 (2.4)

Optional parts

Wired Remote Controller: UTY-RNNYM, UTY-RVNYM
 Simple Remote Controller: UTY-RSNYM
 Half Concealed Kit: UTR-STA
 Wireless LAN Interface: UTY-TFNXZ1
 External Connect Kit: UTY-XWZX

Dimensions

(Unit : mm)



SPLIT

Floor/Ceiling

Comfort & Dual Design



Flexible installation

Example for floor installation

Floor console



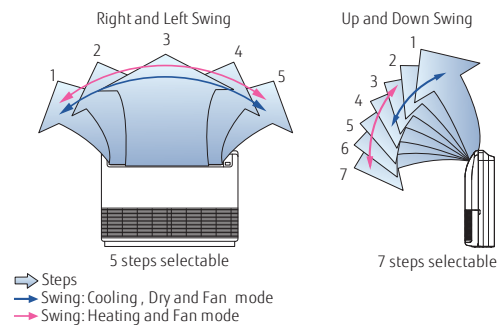
Example for ceiling installation

Under ceiling




Double auto swing

A combination of right/left and up/down directional swing allows 3-dimensional air direction control

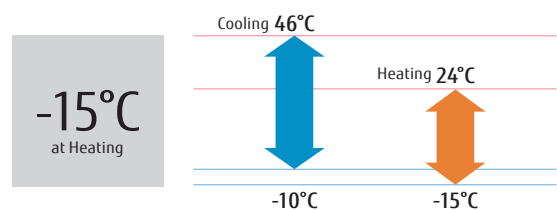


High power DC fan motor

- High power
- Wide rotation range
- High efficiency



Low ambient operation



Model : ABYG18LVTB / ABYG24LVTA



Wireless R.C.



For ABYG18LVTB



For ABYG24LVTA

Specifications

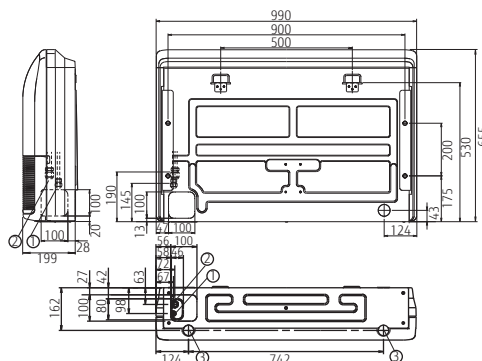
Model No.	Indoor unit		ABYG18LVTB		ABYG24LVTA	
	Outdoor unit		AOYG18LBCB		AOYG24LBCB	
Power Source	Single-phase, ~230V, 50Hz					
Capacity	Cooling	kW	5.2 (0.9-5.9)		6.8 (0.9-8.0)	
	Heating		6.0 (0.9-7.5)		8.0 (0.9-9.1)	
Input Power	Cooling/Heating	kW	1.62/1.66		2.21/2.26	
	EER		Cooling	3.21		3.08
COP	Heating	W/W	3.61		3.54	
	Pdesign		Cooling/Heating(-10°C)	5.2/5.2		6.8/6.0
SEER	Cooling	W/W	6.10		5.60	
	SCOP		Heating (Average)	4.00		3.90
Energy Efficiency Class	Cooling	A++		A+		
	Heating (Average)	A+		A		
Max. Operating Current	Cooling/Heating	A	11.5/13.5		14.7/15.7	
Annual Energy Consumption	Cooling	kWh/a	298		425	
	Heating		1,818		2,153	
Moisture Removal			2.0		2.7	
Sound Pressure Level	Indoor (Cooling)	H/M/L/Q	43/40/34/31		48/44/40/35	
	Indoor (Heating)	H/M/L/Q	43/40/34/31		48/44/40/35	
	Outdoor(Cooling/Heating)	High	50/50		53/54	
Sound Power Level	Indoor(Cooling/Heating)	High	57/57		61/61	
	Outdoor(Cooling/Heating)	High	62/65		66/66	
Airflow Rate	Indoor / Outdoor (Cooling)	High	780/2,380		980/2,850	
	Indoor / Outdoor (Heating)	High	780/2,080		980/2,700	
Net Dimensions H x W x D	Indoor	mm	199×990×655		199×990×655	
	Outdoor	mm	632×799×290		716×820×315	
Weight	Indoor	kg(lbs)	27 (59)		27 (59)	
	Outdoor	kg(lbs)	36 (79)		42 (93)	
Connection Pipe Diameter (Liquid / Gas)			6.35/12.70		6.35/15.88	
Drain hose Diameter (I.D./O.D.)			25/32		25/32	
Max Pipe Length (Pre-Charge)			25 (15)		30 (15)	
Max Height Difference			15		20	
Operation Range	Cooling	°CDB	-10 to 46		-10 to 46	
	Heating		-15 to 24		-15 to 24	
Refrigerant	Type (Global Warming Potential)	R410A (2,088)		R410A (2,088)		
	Charge	kg(CO2eq-T)	1.20 (2.5)		1.50 (3.1)	

Optional parts

- Wired Remote Controller: UTY-RNNYM, UTY-RVNYM
- Simple Remote Controller: UTY-RSNYM
- Wireless LAN Interface: UTY-TFNXZ1
- External Connect Kit: UTY-XWZX

Dimensions

(Unit : mm)



- ① Refrigerant piping flare connection (Liquid)
- ② Refrigerant piping flare connection (Gas)
- ③ Drain piping connection

SPLIT

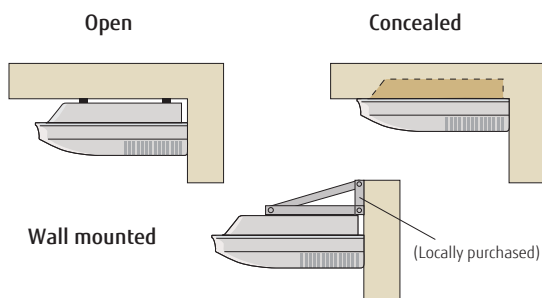
Ceiling

Comfort for Large Room



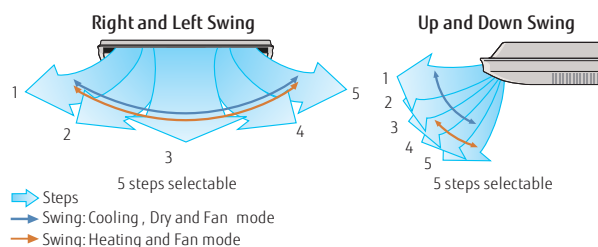
Flexible installation

Various installations are possible to match the room layout.

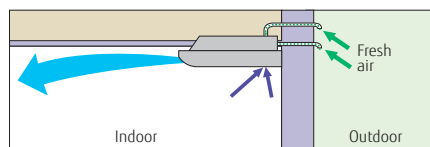


Multi auto swing

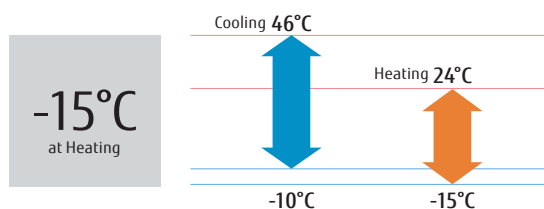
A combination of right/left and up/down directional swing allows 3-dimensional air direction control.



Fresh air intake



Low ambient operation



Model : ABYG30LRTE / ABYG36LRTE / ABYG45LRTA /
 ABYG36LRTA [3 phase] / ABYG45LRTA [3 phase] / ABYG54LRTA [3 phase]



Wireless R.C.



For ABYG30/36LRTE



For ABYG45LRTA
(Single -phase)



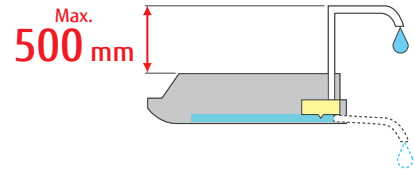
For ABYG36/45/54LRTA

Specifications

Model No.	Indoor unit		ABYG30LRTE	ABYG36LRTE	ABYG45LRTA	ABYG45LRTA	ABYG36LRTA	ABYG45LRTA	ABYG54LRTA	
	Outdoor unit		AOYG30LETL	AOYG36LETL	AOYG45LBTC	AOYG45LETL	AOYG36LATT	AOYG45LATT	AOYG54LATT	
Power Source			Single-phase, ~230V, 50Hz				3-phase, ~400V, 50Hz			
Capacity	Cooling	kW	8.5 (2.8-10.0)	9.4 (2.8-11.2)	12.1 (4.0-13.0)	12.1 (4.0-13.3)	10.0 (4.7-11.4)	12.5 (5.0-14.0)	14.0 (5.4-16.0)	
	Heating		10.0 (2.7-11.2)	11.2 (2.7-12.7)	13.3 (4.2-15.2)	13.3 (4.2-15.5)	11.2 (5.0-14.0)	14.0 (5.4-16.2)	16.0 (5.8-18.0)	
Input Power	Cooling/Heating	kW	2.65/2.77	2.93/3.02	4.29/3.84	3.77/3.68	2.84/2.87	3.89/3.88	4.65/4.67	
EER	Cooling	W/W	3.21	3.21	2.82	3.21	3.52	3.21	3.01	
COP	Heating		3.61	3.71	3.46	3.61	3.90	3.61	3.43	
Pdesign	Cooling/Heating(-10°C)	kW	8.5/8.0	9.4/8.7	-	-	10.0/10.0	-	-	
SEER	Cooling	W/W	6.10	6.00	-	-	6.10	-	-	
SCOP	Heating		4.20	4.10	-	-	4.10	-	-	
Energy Efficiency Class	Cooling		A++	A+	-	-	A++	-	-	
	Heating		A+	A+	-	-	A+	-	-	
Max. Operating Current	Cooling/Heating	A	17.0/17.0	18.5/20.0	23.5/23.5	20.5/20.5	7.9/7.9	8.9/8.9	9.9/9.9	
Annual Energy Consumption	Cooling	kWh/a	487	548	-	-	573	-	-	
	Heating		2,662	2,965	-	-	3,414	-	-	
Moisture Removal		l/h	2.5	3.0	4.0	4.0	3.0	4.5	5.0	
Sound Pressure Level	Indoor (Cooling)	H/M/L/Q	dB(A)	45/43/37/32	47/43/37/32	49/45/39/34	49/45/39/34	47/43/37/32	49/45/39/34	51/48/42/38
	Indoor (Heating)	H/M/L/Q		45/43/37/32	47/43/37/32	49/45/39/34	49/45/39/34	47/43/37/32	49/45/39/34	51/48/42/38
Sound Power Level	Outdoor(Cooling/Heating)	High	53/55	54/55	58/58	55/55	51/53	54/54	55/56	
	Indoor(Cooling/Heating)	High	57/60	60/61	-	-	61/61	-	-	
Airflow Rate	Outdoor(Cooling/Heating)	High	68/69	69/70	-	-	67/69	-	-	
	Indoor / Outdoor (Cooling)	High	1,660/3,600	1,900/3,800	2,100/4,650	2,100/6,750	1,900/6,200	2,100/6,750	2,300/6,900	
Net Dimensions H x W x D	Indoor	mm	240×1,660×700	240×1,660×700	240×1,660×700	240×1,660×700	240×1,660×700	240×1,660×700	240×1,660×700	
	Outdoor	mm	830×900×330	830×900×330	914×970×370	1,290×900×330	1,290×900×330	1,290×900×330	1,290×900×330	
Weight	Indoor	kg(lbs)	46 (101)	46 (101)	46 (101)	46 (101)	46 (101)	46 (101)	48 (106)	
	Outdoor	kg(lbs)	61 (134)	61 (134)	75 (165)	86 (189)	104 (229)	104 (229)	104 (229)	
Connection Pipe Diameter (Liquid / Gas)		mm	9.52/15.88	9.52/15.88	9.52/15.88	9.52/15.88	9.52/15.88	9.52/15.88	9.52/15.88	
Drain port Diameter (I.D./O.D.)		mm	22.0/25.6	22.0/25.6	21.5/26.0	21.5/26.0	21.5/26.0	21.5/26.0	21.5/26.0	
Max Pipe Length (Pre-Charge)		m	50 (20)	50 (20)	50 (20)	50 (20)	75 (30)	75 (30)	75 (30)	
Max Height Difference			30	30	30	30	30	30	30	
Operation Range	Cooling	°CDB	-15 to 46	-15 to 46	-15 to 46	-15 to 46	-15 to 46	-15 to 46	-15 to 46	
	Heating		-15 to 24	-15 to 24	-15 to 24	-15 to 24	-15 to 24	-15 to 24	-15 to 24	
Refrigerant	Type (Global Warming Potential)		R410A (2,088)	R410A (2,088)	R410A (2,088)	R410A (2,088)	R410A (2,088)	R410A (2,088)	R410A (2,088)	
	Charge	kg(CO2eq-T)	2.10 (4.4)	2.10 (4.4)	2.90 (6.1)	3.35 (7.0)	3.45 (7.2)	3.45 (7.2)	3.45 (7.2)	

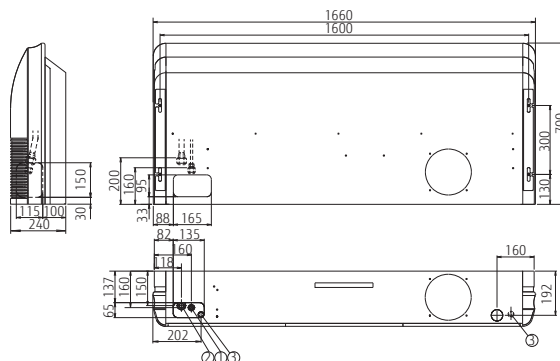
Optional parts

- Wired Remote Controller: UTY-RNNYM, UTY-RVNYM
- Simple Remote Controller: UTY-RSNYM
- Drain Pump Unit: UTR-DPB24T
- Flange (Round): UTD-RF204
- Wireless LAN Interface: UTY-TFNXZ1
- External Connect Kit: UTD-ECSSA, UTY-XWZX



Dimensions

(Unit : mm)



- ① Refrigerant piping flare connection (Liquid)
- ② Refrigerant piping flare connection (Gas)
- ③ Drain piping connection

Feature Summary

Type		Wall Mounted										
Series	Flagship Range	Designer Range	Standard Range		ECO Range		Designer Range		Standard Range		ECO Range	
Model No.	ASYG 12XXCA	ASYG 07/09/12/14 KGTB	ASYG 07/09/12/14 KMTB	ASYG 18/24KMTA	ASYG 07/09/12 KPCA	ASYG 18/24KLCA	ASYG 09/12LTCA	ASYG 07/09/12/14 LUCA	ASYG 07/09/12/14 LMCE	ASYG 18/30LFCA, ASYG 24LFCC	ASYG 30/36LMTA	ASYG 07/09/12 LLCE
Energy Saving Function	Dual side fans	●										
	Save human sensor	●	●					●			●	
	Save & Stop human sensor											
	Economy mode	●	●	●	●	●	●	●	●	●	●	●
	Room temperature set point limitation		○	○	○			○	○	○	○	○
	Set temperature auto return		○	○	○			○	○	○	○	○
Comfortable Function	Powerful heating							●				
	Power diffuser	●							●	●		
	Server room operation										●	
	Powerful mode	●	●	●	●	●	●	●	●	●	●	●
	10°C HEAT operation	●	●	●	●			●	●	●	●	
	Low noise mode	●	●	●	●			●	●	●		●
	Auto-changeover	●	●	●	●	●	●	●	●	●	●	●
	Up/down swing flaps		●	●	●	●	●	●	●	●		●
	Double swing automatic	●			●					●	●	
	Automatic fan speed	●	●	●	●	●	●	●	●	●	●	●
	Auto restart	●	●	●	●	●	●	●	●	●	●	●
	Connectable fresh air duct											
	Fresh air intake											
	Connectable distributing duct											
Individual airflow direction control												
Convenient Function	Auto off timer		○	○	○			○	○	○	○	○
	Sleep timer	●	●	●	●	●	●	●	●	●	●	●
	Program timer	●	●	●	●	●	●	●	●	●	●	●
	Weekly timer		●	○	●			●	●		●	
	Weekly + setback timer		○	○	○			○	○	○	○	
	Filter sign		●	●	●	●	●	●	●	●	●	●
	External error output		○	○	○			○	○	○	○	○
	External ON/OFF input		○	○	○			○	○	○	○	○
Clean Function	Wireless LAN control	●	○	○	○	○		○	○	○	○	○
	Plasma air clean	●										
	Filter auto clean	●										
	Ion deodorization filter		○	○	●			●	●	●	●	
	Apple-catechin filter		○	○	●			●	●	●	●	
	Long life filter											
Installation	Washable panel			●	●	●			●	●		●
	Automatic airflow adjustment											
	Drain pump as standard											
	Blue fin									● (30)	●	

Cassette					Duct										Floor	Floor/ Ceiling	Ceiling
Compact 4-way Flow		Circular Flow		4-way Flow	Mini (With drain pump)	Slim (With drain pump)		Medium Static Pressure (Compact & Comfort)		Medium Static Pressure (Standard)		High Static Pressure		Big			
AUXG 09/12/14/ 18/22/24 KVLA	AUYG 12/14/18 LVLB, AUYG 24LVLA	AUXG 18/22/24/ 30/36/45/54 KRLB	AUXG 18/24/30/ 36/45/54 LRLB	AUYG 30/36LRLA, AUYG 36/45/54 LRLA	ARYG 12/14/18 LSLAP	ARXG 09/12/14/18 KLLAP	ARYG 12/14/18 LLTB	ARXG 12/14/18/ 22/24/30/ 36/45/54 KHTAP	ARYG 12/14/18/ 24/30/36/ 45/54 LHTBP	ARXG 22/24/ 30/36/45 KMLA	ARYG 24/36/45 LMLA, ARYG 30/36LMLA	ARXG 45/54KHTA	ARYG 45/54/60 LHTA	ARYG 72/90LHTA	AGYG 09/12/14 LVCA	ABYG 18LVTB, ABYG 24LVTA	ABYG 30/36LRTA, ABYG 36/45/54 LRTA
		○	○														
●	●	●	●	●	●	●	●	●	●	●	●	●	●	●	●	●	●
○	○	●	●	○	●	○	○	●	●	○	○	○	○	●	○	○	○
●	○	●	●	○	●	○	○	●	●	○	○	○	○	●	○	○	○
●	●	○	○	○	○	○	○	○	○	○	○		○ (60)	○	●	●	●
		○ (45/54)	○ (45/54)					○ (45/54)	○ (45/54)	○ (45) (36LMLA)	○ (45) (36LMLA)						○ (45/54) (36LRTA)
●	●	●	●	●	●	●	●	●	●	●	●	●	●	●	●	●	●
●	●	●	●	●	○	○	○								●		
●	●	●	●	●	●	●	●	●	●	●	●	●	●	●	●	●	●
●	●	●	●	●	●	●	●	●	●	●	●	●	●	●	●	●	●
		○	○	○		○	○	○	○	○	○	○	○	○			○
		●	●	●						●	●						
		●	●														
○	○	●	●	○	●	○	○	●	●	○	○	○	○	●	○	○	○
●	●	○	○	○	○	○	○	○	○	○	○		○ (60)	○	●	●	●
●	●	○	○	○	○	○	○	○	○	○	○		○ (60)	○	●	●	●
		●	●	●	●			●	●					●			
○	○			○		●	●			●	●	●	●		○	○	○
●	●	●	●	●	●	●	●	●	●	●	●	●	●	●	●	●	●
		○	○	○	○			○	○					○			
○	○	●	●	○	●	○	○	●	●	○	○	○	○	●	○	○	○
○	○	○	○	○	○	○	○	○	○	○	○	○	○	○	○	○	○
●	●	●	●	●	●	●	●	●	●	○	○			○			○
		● (30/36/45/54)	● (30/36/45/54)	● (45/54)					● (30/36/45/54)	● (30/36/45/54)	● (45)	● (45)	●	●	●		● (45)

Light Commercial & Residential MULTI SPLIT

- 120 Multi Split Overview
- 122 Outdoor Units Lineup
- 124 2 – 8 Rooms Connectable Indoor Units
- 126 Simultaneous Multi Connectable Indoor Units
- 168 Feature Explanation & Summary



Refrigerant type R32 models

2 Rooms Multi

128 **New** 2 Rooms Multi

Simultaneous Multi

136 **New** Simultaneous Multi Twin/Triple

2 Rooms Multi Split Indoor Units

142 **New** 2 Rooms Multi Indoor Units Specifications

146 **New** 2 Rooms Multi Combination Table



Refrigerant type R410A models

2 – 8 Rooms Multi

130 2 & 3-4 Rooms Multi

132 5-6 Rooms Multi

134 8 Rooms Multi

Simultaneous Multi

138 Simultaneous Multi Twin/Triple

140 Simultaneous Multi Twin/Triple/Double Twin


2 – 8 Rooms Multi Split Indoor Units

144 2-8 Rooms Indoor Units Specifications

147 2-8 Rooms Multi Combination Table

**Control several indoor units with one outdoor unit.
Build the system you desire.**

If you want to keep a large floor as well as many rooms comfortable, we recommend to use our Multi Splits to build a compact system using just one outdoor unit. Choose from a large lineup of indoor units, which match up well to your rooms. You can mix and match them as you like. Build the system that is just right for you.



Multi Split Overview

Space-saving multi outdoor units can connect up to 8 indoor units in multiple rooms. New refrigerant R32 models are additionally added. Multi split type can be introduced in various situations like in homes, in offices and stores to provide environment-friendly comfort.



NEW

2 Rooms Multi



2-8 Rooms Multi

2-8 Rooms Multi type units are recommended for situations that require air conditioning in multiple rooms such as in family house or offices. Between 2 to 8 indoor units can be connected and individually operated. A variation of individual and central remote controller are available for operation control, time scheduling of each room and energy savings. Due to space - saving outdoor unit enables installation on balcony or under a waist-high window.



2 & 3-4 Rooms Multi



2 Rooms 14/18 class

5-6 Rooms Multi



36/45 class



3 Rooms 18/24 class

8 Rooms Multi



45 class



4 Rooms 30 class



NEW

Twin/Triple



Twin/Triple

Twin/Triple/ Double Twin



36/45/54 class
(Single phase/3 phase)











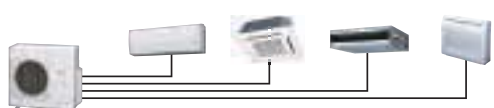

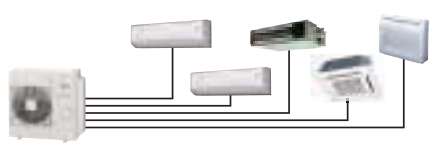

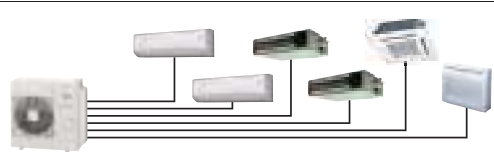

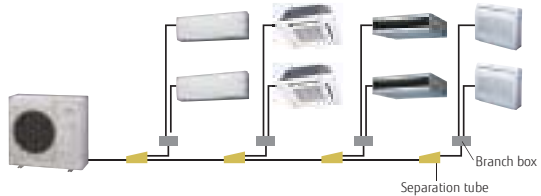







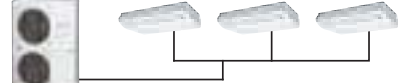




72/90 class
(3 phase)

Simultaneous Multi

Simultaneous Multi type is recommended for situations where multiple indoor units need to be operated simultaneously such as for a small building, for small office building entrance, meeting room, educational facility hall, and other large spaces. Up to 4 indoor units can be operated simultaneously. This type is suitable for office spaces with large areas and properties with unusual floor layout.

MULTI SPLIT

Outdoor Units Lineup

				Class	14	18
				Cooling rated capacity(kw)	4	5
2 & 3-4 Rooms Multi	2 Rooms Multi Up to 2 units				AOYG14KBTA2	AOYG18KBTA2
					AOYG14LAC2	AOYG18LAC2
	3 Rooms Multi Up to 3 units					
	4 Rooms Multi Up to 4 units					
5-6 Rooms Multi	5 Rooms Multi Up to 5 units					
	6 Rooms Multi Up to 6 units					
8 Rooms Multi Up to 8 units						
Simultaneous Multi	Twin Single phase					
	Twin/Triple Single phase					
	Twin/Triple Single phase					
	Twin/Triple 3 phase					
	Twin/Triple/Double Twin 3 phase					

Note: **1. 2 Rooms Multi:** Connectable indoor units are 2 units.
 AOGY14KBTA2: Total capacity of indoor units connected must be between 4.0 kW and 6.0 kW.
 AOGY18KBTA2: Total capacity of indoor units connected must be between 4.0 kW and 7.5kW.
 AOGY14LAC2: Total capacity of indoor units connected must be between 4.0 kW and 6.0 kW.
 AOGY18LAC2: Total capacity of indoor units connected must be between 4.0 kW and 7.0 kW.

2. 3 Rooms Multi: Connectable indoor units are 2 to 3 units.
 AOGY18LAT3: Total capacity of indoor units connected must be between 4.0 kW and 8.5 kW.
 AOGY24LAT3: Total capacity of indoor units connected must be between 4.0 kW and 10.5 kW.
3. 4 Rooms Multi: Connectable indoor units are 3 to 4 units.
 AOGY30LAT4: Total capacity of indoor units connected must be between 7.5 kW and 14.0 kW.

18 5.4	24 6.8	30 8	36 10	45		54 14	72 19	90 22
AOYG18LAT3*	AOYG24LAT3*							
		AOYG30LAT4*						
			AOYG36LBLA5*					
				AOYG45LBLA6*				
					AOYG45LBT8*			
			AOYG36KBTB	AOYG45KBTB				
						AOYG54KBTB		
			AOYG36LBTB	AOYG45LBTB*1		AOYG54LBTB*2		
			AOYG36LATT	AOYG45LATT		AOYG54LATT		
							AOYG72LRLA	AOYG90LRLA

4. 5 Rooms Multi: Connectable indoor units are 2 to 5 units

AOYG36LBLA5: Total capacity of indoor units connected must be between 7.5 kW and 15.5 kW.

5. 6 Rooms Multi: Connectable indoor units are 2 to 6 units

AOYG45LBLA6: Total capacity of indoor units connected must be between 9.5 kW and 18.0 kW.

6. 8 Rooms Multi: Connectable indoor units are 2 to 8 units

AOYG45LBT8: Total capacity of indoor units connected must be between 11.0 kW and 18.0 kW.





FUJITSU GENERAL (Euro) GmbH participates in the ECP programme for AIR CONDITIONERS. Check ongoing validity of certificate: www.eurovent-certification.com

* Models so marked are not ECC certified.

MULTI SPLIT

2 – 8 Rooms Connectable Indoor Units



Type		2 Rooms	
Model name		AOYG14KBTA2	AOYG18KBTA2
Multi Split Outdoor Unit			
Capacity (kW)	Cooling	4.0	5.0
	Heating	4.4	5.6

Indoor Unit	BTU	kW Class	AOYG14KBTA2	AOYG18KBTA2
 ASYG07/09/12/14KGTB	7,000	2.0	●	●
	9,000	2.5	●	●
	12,000	3.5	●	●
	14,000	4.0	–	●
 AUXG07/09/12/14KVLA	7,000	2.0	●	●
	9,000	2.5	●	●
	12,000	3.5	●	●
	14,000	4.0	–	●
 ARXG07/09/12/14KSLAP	7,000	2.0	●	●
	9,000	2.5	●	●
	12,000	3.5	●	●
	14,000	4.0	–	●
 ARXG07/09/12/14KLLAP	7,000	2.0	●	●
	9,000	2.5	●	●
	12,000	3.5	●	●
	14,000	4.0	–	●



Type	2 Rooms		3 Rooms		4 Rooms	5 Rooms	6 Rooms	8 Rooms	
Model name	AOYG 14LAC2	AOYG 18LAC2	AOYG 18LAT3	AOY G24LAT3	AOYG30LAT4	AOYG36LBLA5	AOYG45LBLA6	AOYG45LBT8	
Multi Split Outdoor Unit									
Capacity (kW)	Cooling	4.0	5.0	5.4	6.8	8.0	10.0	12.5	14.0
	Heating	4.4	5.6	6.8	8.0	9.6	12.0	13.5	16.0

Indoor Unit	BTU	kW Class								
 ASYG07/09/12/14LMCE	7,000	2.0	●	●	●	●	●	●	●	●
	9,000	2.5	●	●	●	●	●	●	●	●
 ASYG07/09/12/14LUCA	12,000	3.5	●	●	●	●	●	●	●	●
	14,000	4.0	—	●	●	●	●	●	●	●
 ASYG18/24LF	18,000	5.0	—	—	—	●	●	●	●	●
	24,000	7.0	—	—	—	—	●	—	●	●
 AGYG09/12/14LV	9,000	2.5	—	●	●	●	●	●	●	●
	12,000	3.5	—	●	●	●	●	●	●	●
	14,000	4.0	—	—	●	●	●	●	●	●
 AUYG07/09/12/14/18LV	7,000	2.0	—	●	●	●	●	●	●	●
	9,000	2.5	—	●	●	●	●	●	●	●
	12,000	3.5	—	●	●	●	●	●	●	●
	14,000	4.0	—	—	●	●	●	●	●	●
 ABYG14/18LV	14,000	4.0	—	—	●	●	●	●	●	●
	18,000	5.0	—	—	—	●	●	●	●	●
 ARYG07/09/12/14/18SLAP	7,000	2.0	—	●	●	●	●	●	●	—
	9,000	2.5	—	●	●	●	●	●	●	—
	12,000	3.5	—	●	●	●	●	●	●	—
	14,000	4.0	—	—	●	●	●	●	●	—
 ARYG07/09/12/14/18LL	18,000	5.0	—	—	—	●	●	●	●	—
	7,000	2.0	—	●	●	●	●	●	●	●
	9,000	2.5	—	●	●	●	●	●	●	●
	12,000	3.5	—	●	●	●	●	●	●	●
	14,000	4.0	—	—	●	●	●	●	●	●
18,000	5.0	—	—	—	●	●	●	●	●	

MULTI SPLIT

Simultaneous Multi Connectable Indoor Units



Type	4HP	5HP	6HP		
Model name	AOYG36KBTB	AOYG45KBTB	AOYG54KBTB		
Simultaneous Multi Outdoor Unit					
Capacity (kW)	Cooling	9.5	12.1	13.4	13.4
	Heating	10.8	13.5	15.5	15.5

Indoor Unit	BTU	kW Class	Twin			Triple
 AUXG18/22/24KVLA	18,000	5.0	● ×2	–	–	● ×3
	22,000	6.5	–	● ×2	–	–
	24,000	7.0	–	–	● ×2	–
 ARXG18KLLAP	18,000	5.0	● ×2	–	–	● ×3
	22,000	6.5	–	● ×2	–	–
 ARXG22/24KMLA	24,000	7.0	–	–	● ×2	–
	Separation tube			UTP-SX236A (18/22/24)		



Type	4HP		5HP		6HP		8HP	10HP
Model name	AOYG36LBTB	AOYG36LATT	AOYG45LBTB	AOYG45LATT	AOYG54LBTB	AOYG54LATT	AOYG72LRLA	AOYG90LRLA
Simultaneous Multi Outdoor Unit								
Capacity (kW)	Cooling	10.0	12.1	12.5	13.3	14.0	19.0	22.0
	Heating	11.2	14.0	14.0	15.0	16.0	22.4	27.0

Indoor Unit	BTU	kW Class	Twin		Triple	Twin	Triple	Double Twin	Twin	Triple	Double Twin
			● ×2	● ×2	● ×3	● ×2	● ×3	● ×4	● ×2	● ×3	● ×4
 AUYG18/22/24LV	18,000	5.0	● ×2	-	-	● ×3	-	-	● ×4	-	-
	22,000	6.5	-	● ×2	-	-	-	-	-	-	● ×4
	24,000	7.0	-	-	● ×2	-	● ×3	-	-	-	-
 AUYG30/36/45LR	30,000	8.8	-	-	-	-	-	-	-	● ×3	-
	36,000	10.6	-	-	-	● ×2	-	-	-	-	-
	45,000	12.5	-	-	-	-	-	● ×2	-	-	-
 ARYG18LL	18,000	5.0	● ×2	-	-	● ×3	-	-	● ×4	-	-
 ARYG22/24/30/36/45LM	22,000	6.5	-	● ×2	-	-	-	-	-	-	● ×4
	24,000	7.0	-	-	● ×2	-	● ×3	-	-	-	-
	30,000	8.8	-	-	-	-	-	-	-	● ×3	-
	36,000	10.6	-	-	-	-	● ×2	-	-	-	-
	45,000	12.5	-	-	-	-	-	-	● ×2	-	-
 ABYG18/22/24LV	18,000	5.0	● ×2	-	-	● ×3	-	-	● ×4	-	-
	22,000	6.5	-	● ×2	-	-	-	-	-	-	● ×4
	24,000	7.0	-	-	● ×2	-	● ×3	-	-	-	-
 ABYG30/36/45LR	30,000	8.8	-	-	-	-	-	-	-	● ×3	-
	36,000	10.6	-	-	-	● ×2	-	-	-	-	-
	45,000	12.5	-	-	-	-	-	-	● ×2	-	-
Separation tube	UTP-SX236A ×1		UTP-SX254A ×1		UTP-SX254 ×1	UTP-SX354A ×1	UTP-SX272A ×1	UTP-SX372A ×1	UTP-SX272A ×1	UTP-SX372A ×1	UTP-SX272A ×1, UTP-SX236A ×2

MULTI SPLIT

MULTI SPLIT

NEW

2 Rooms Multi




High energy saving

DC technology is used for compressor, indoor / outdoor fan motor and inverter controlling.



SEER 8.7^{*1} SCOP 4.7

*1: 14 model



Wide range of indoor units with various models

4 types / 16 models are lined up in the capacity range from 2.0 kW to 4.0 kW class. Wide range of requirements can be realized from in private homes, large shops and hotels.



Models equipped with the New R32 Refrigerant

Wall mounted type with sophisticated design



Middle and small capacity models are available. This makes it easier to install at small spaces.



Mini Duct



Compact Cassette



Slim Duct



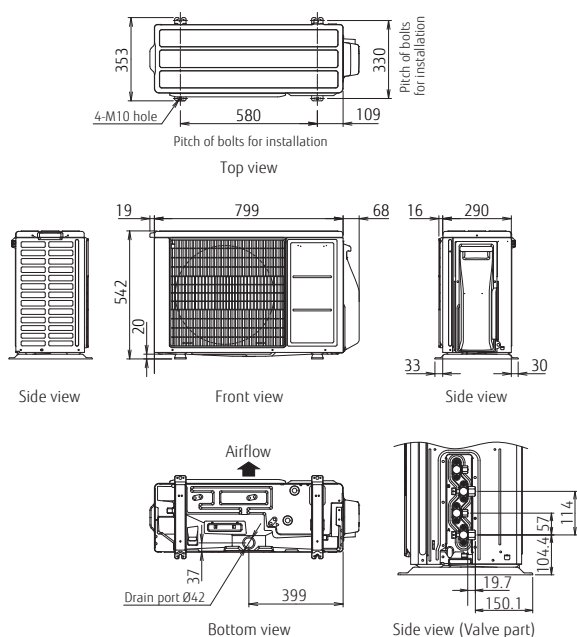
Specifications

Model No.			AOYG14KBTA2	AOYG18KBTA2
Power Source			Single-phase, ~230V, 50Hz	
Rated Capacity (min-max)	Cooling	kW	4.0 (1.4-4.6)	5.0 (1.7-5.8)
	Heating		4.4 (1.1-5.5)	5.6 (1.8-7.0)
EER	Cooling	W/W	4.12	4.03
	Heating		4.63	4.59
Sound Pressure Level (High)	Cooling	dB(A)	47	47
	Heating		49	50
Sound Power Level (High)	Cooling	dB(A)	60	60
	Heating		62	62
Airflow Rate	Cooling/Heating	m ³ /h	1,670/1,670	1,960/2,020
Net Dimensions H × W × D			mm	632×799×290
Weight			kg(lbs)	33 (73)
Connection Pipe Diameter	Liquid	mm	6.35×2	6.35×2
	Gas		9.53 × 2	9.53 × 2
Max. Pipe Length			Total / Each	30 / 20
Max. Height Difference	Between Outdoor Unit and Each Indoor Units.		m	15
	Between Indoor Units.			10
Operation Range	Cooling	°CDB	-10 to 46	-10 to 46
	Heating		-15 to 24	-15 to 24
Refrigerant	Type (Global Warming Potential)		R32 (675)	R32 (675)
	Charge	kg(CO ₂ eq-T)	0.9 (0.574)	1.02 (0.689)

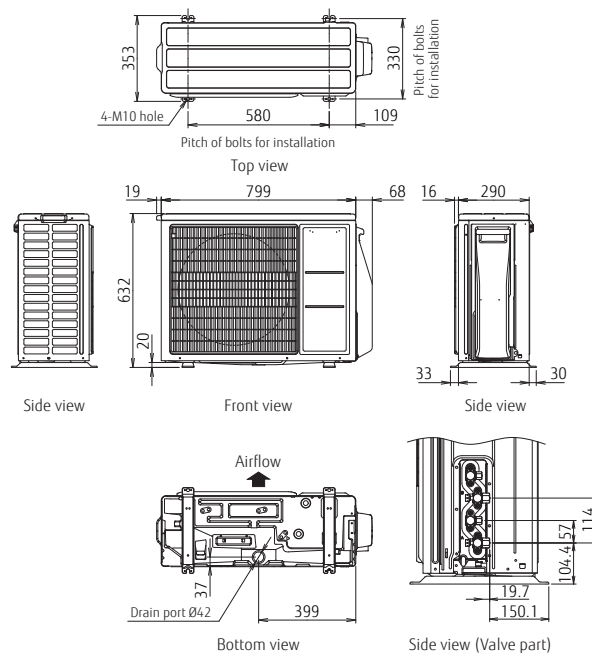
Dimensions

(Unit : mm)

AOYG14KBTA2



AOYG18KBTA2



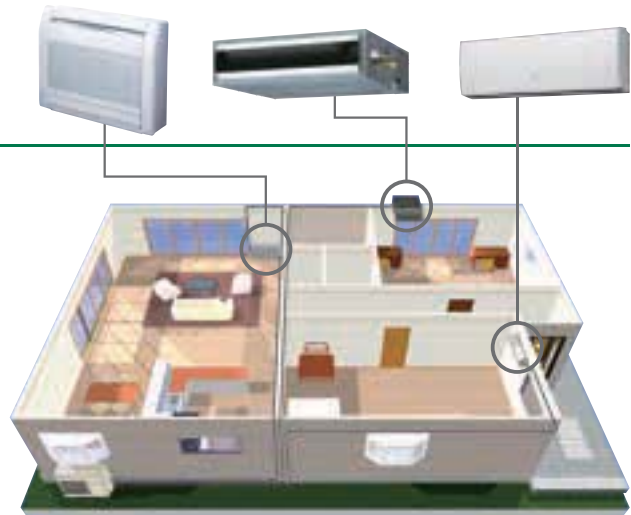
MULTI SPLIT

2 & 3-4 Rooms Multi



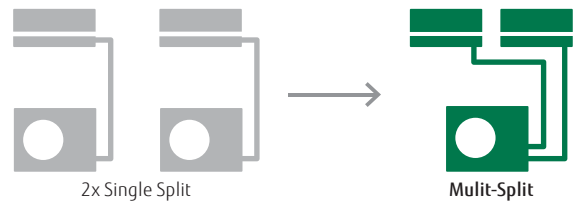
Wide range of indoor units with various models

4 types / 16 models are lined up in the capacity range from 2.0 kW to 4.0 kW class. Wide range of requirements can be realized from in private homes, large shops and hotels.



Space-saving installation

Multiple indoor units can be connected to 1 outdoor unit, and long piping connection is also possible. Compared with single type, the outdoor unit can be installed in various places to realize the space-saving installation.

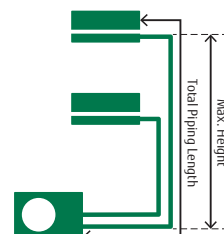


Flexible installation

Up to max. piping length of 70 m (AOYG30LAT4), max. height difference of 15 m can be supported. Multi type can be installed in large-size residence or buildings with multiple floors.



Max. Piping Length (Each Unit):
 20 m: AOYG14LAC2/18LAC2,
 25 m: AOYG18LAT3/24LAT3/30LAT4



Max. Height:
 15 m: AOYG14LAC2/18LAC2/18LAT3/
 24LAT3/30LAT4

Total Piping Length:
 30 m: AOYG14LAC2/18LAC2,
 50 m: AOYG18LAT3/24LAT3,
 70 m: AOYG30LAT4

2 Rooms: AOYG14LAC2 / AOYG18LAC2
3 Rooms: AOYG18LAT3 / AOYG24LAT3
4 Rooms: AOYG30LAT4



Specifications (2 Rooms, 3 Rooms, 4 Rooms)

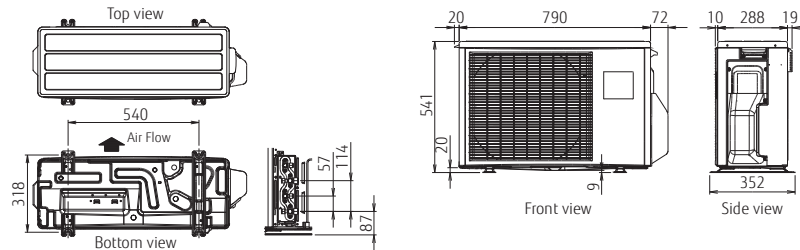
Model No.			AOYG14LAC2	AOYG18LAC2	AOYG18LAT3	AOYG24LAT3	AOYG30LAT4	
Power Source			Single-phase, ~230V, 50Hz					
Rated Capacity (min-max)	Cooling	kW	4.0 (1.4-4.4)	5.0 (1.7-5.6)	5.4 (1.8-6.8)	6.8 (1.8-8.5)	8.0 (3.5-10.1)	
	Heating		4.4 (1.1-5.4)	5.6 (1.8-6.1)	6.8 (2.0-8.0)	8.0 (2.0-9.2)	9.6 (3.7-12.0)	
EER	Cooling	W/W	3.67	3.21	4.00	3.51	3.60	
	Heating		4.27	3.97	4.20	4.00	4.00	
COP	Cooling	dB(A)	47	50	46	48	50	
	Heating		49	51	47	49	51	
Sound Pressure Level (High)	Cooling	dB(A)	61	63	65	68	68	
	Heating		63	64	67	70	70	
Airflow Rate	Cooling/Heating	m ³ /h	1,850/1,850	2,050/2,050	3,050/2,750	3,300/3,300	3,500/3,300	
Net Dimensions H × W × D			mm	540×790×290	540×790×290	700×900×330	700×900×330	830×900×330
Weight			kg(lbs)	37 (82)	38 (84)	55 (121)	55 (121)	68 (150)
Connection Pipe Diameter	Liquid	mm	6.35×2	6.35×2	6.35×3	6.35×3	6.35×4 (*6.35×3, 9.52)	
	Gas		9.52 × 2	9.52 × 2 *(9.52, 12.70)	9.52 × 2, 12.70 *(9.52 × 3)	9.52 × 2, 12.70 *(9.52 × 3)	9.52 × 2, 12.70 × 2 *(9.52 × 3, 12.70) *(9.52 × 2, 12.70, 15.88)	
Max. Pipe Length	Total / Each	m	30 / 20	30 / 20	50 / 25	50 / 25	70 / 25	
Max. Height Difference	Between Outdoor Unit and Each Indoor Units.		15	15	15	15	15	
	Between Indoor Units.		10	10	10	10	10	
Operation Range	Cooling	°CDB	10 to 46	10 to 46	-10 to 46	-10 to 46	0 to 46	
	Heating		-15 to 24	-15 to 24	-15 to 24	-15 to 24	-10 to 24	
Refrigerant	Type (Global Warming Potential)	R410A (2,088)		R410A (2,088)	R410A (2,088)	R410A (2,088)	R410A (2,088)	
	Charge	kg(CO2eq-T)	1.25 (2.6)	1.30 (2.7)	2.20 (4.6)	2.20 (4.6)	3.30 (6.9)	

* Connect to connection valve by the adapter.

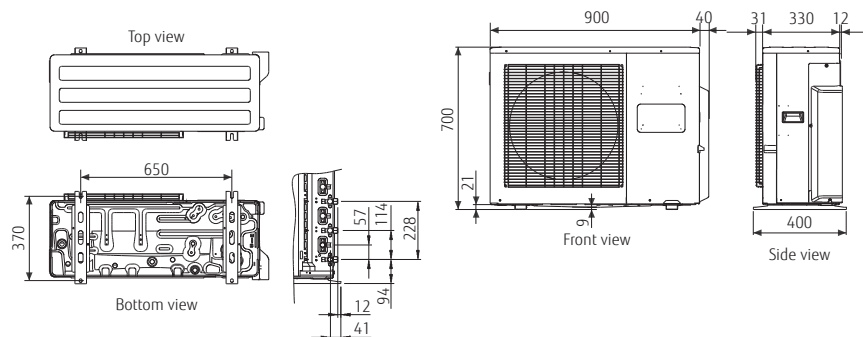
Dimensions

(Unit : mm)

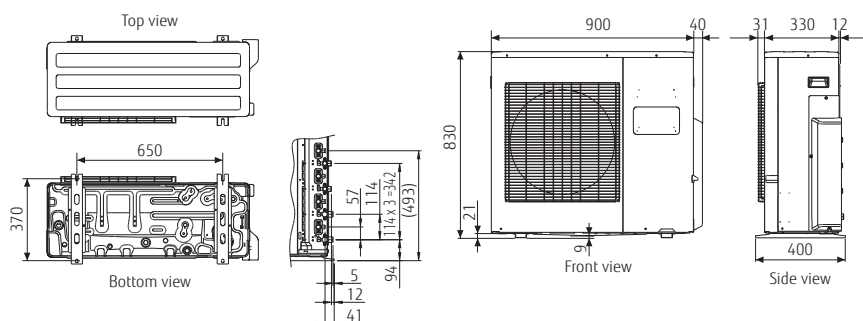
**2 Rooms:
AOYG14LAC2/AOYG18LAC2**



**3 Rooms:
AOYG18LAT3/AOYG24LAT3**



**4 Rooms:
AOYG30LAT4**



MULTI SPLIT



5 – 6 Rooms
Multi



Wide range of indoor units with various models

4 types / 16 models are lined up in the capacity range from 2.0 kW to 4.0 kW class. Wide range of requirements can be realized from in private homes, large shops and hotels.



Compact design

Multiple indoor units can be connected to 1 outdoor unit, and long piping connection is also possible. Compared with single type, the outdoor unit can be installed in various places to realize the space-saving installation.



Easy installation

All connected pipes and indoor units can be evacuated quickly via our centralized valve method. Requires evacuation only once

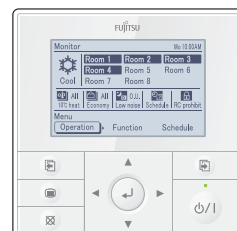


Central & Individual Control

- Batched control of up to 8 indoor units. The temperature, airflow volume, and remote control prohibition settings of all indoor units can be batched.
- Corresponds to 9 different languages (English, German, French, Spanish, Russian, Portuguese, Italian, Greek, and Turkish)
- Large backlight LED screen
- Large easy-to-see operation panel

Max. Controllable
1 multi system

Max. Controllable
8 indoor units



5 Rooms: AOYG36LBLA5
6 Rooms: AOYG45LBLA6

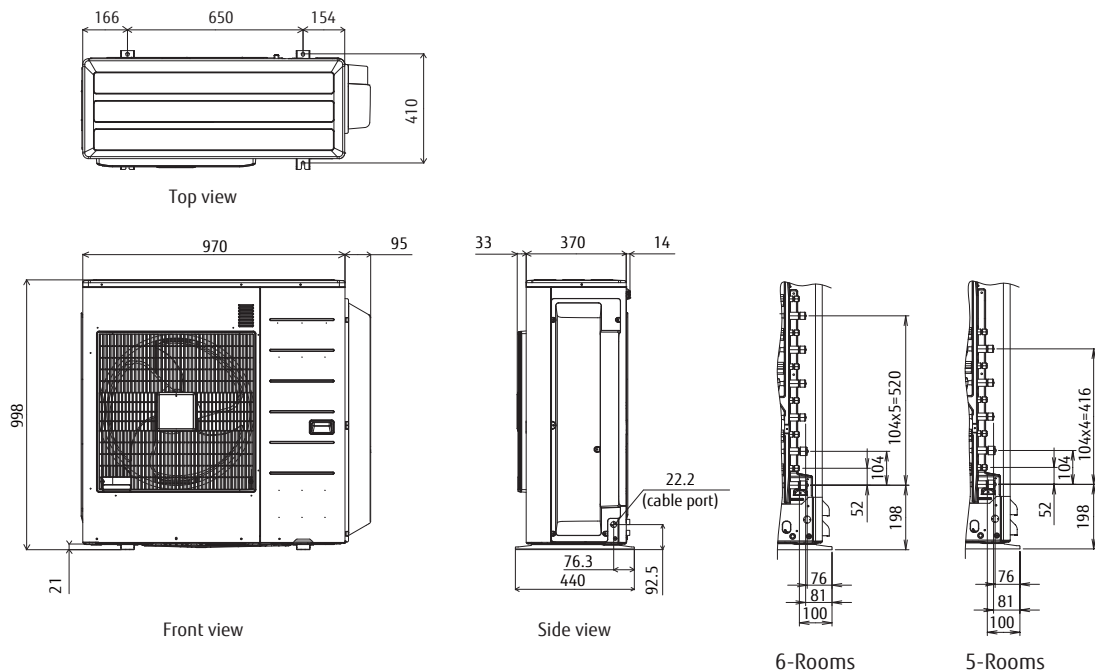


Specifications (5 Rooms, 6 Rooms)

Model No.		AOYG36LBLA5		AOYG45LBLA6	
Power Source		Single-phase, ~230V, 50Hz			
Rated Capacity (min-max)	Cooling	10.0 (3.5-12.5)		12.5 (3.5-14.0)	
	Heating	12.0 (3.5-14.0)		13.5 (3.5-16.0)	
EER	Cooling	4.10		3.50	
	Heating	4.30		4.00	
COP	Cooling	53		53	
	Heating	55		55	
Sound Pressure Level (High)	Cooling	67		67	
	Heating	68		68	
Airflow Rate	Cooling/Heating	4,200/4,200		4,200/4,200	
Net Dimensions H × W × D		998×970×370		998×970×370	
Weight		94 (207)		94 (207)	
Connection Pipe Diameter	Liquid	6.35×5		6.35×6	
	Gas	9.52 × 3, 12.70 × 2		9.52 × 4, 12.70 × 2	
Max. Pipe Length		80 / 25		80 / 25	
Max. Height Difference	Between Outdoor Unit and Each Indoor Units.	15		15	
	Between Indoor Units.	10		10	
Operation Range	Cooling	-10 to 46		-10 to 46	
	Heating	-15 to 24		-15 to 24	
Refrigerant	Type (Global Warming Potential)	R410A (2,088)		R410A (2,088)	
	Charge	4.00 (8.4)		4.00 (8.4)	

Dimensions

(Unit : mm)



MULTI SPLIT



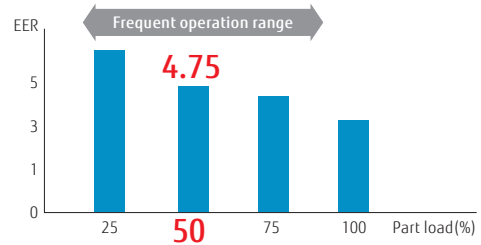
Compact outdoor unit

The compact design outdoor unit allows to be installed below a window and in a narrow space.



High seasonal efficiency

The actual performance is conducted under various outside temperatures depending on weather and seasons, furthermore, especially for multi system, not all the rooms are operated all the time. So over 90% of actual operation time, air conditioners are operated at partial capacity instead of rated capacity. Considering these, we focused on energy-saving performance which is based on actual use. Efficiency of part load performance was drastically improved by developing ALL DC and our own inverter system.



Innovated technology



High efficiency large fan:
High efficiency fan is mounted.



DC fan motor:
High performance and high efficiency has been realized by using a small DC fan motor.



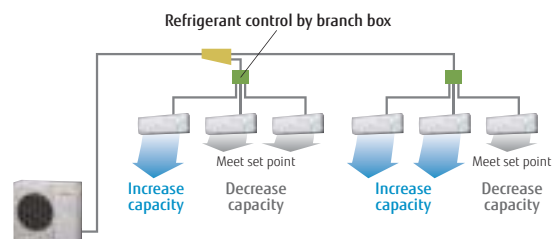
Heat exchanger:
Reduced compact size and energy saving has been realized by utilizing high density piping design and 3-Row heat exchanger.



High efficiency DC twin rotary compressor:
A high performance, low noise, large capacity DC twin rotary compressor is used.

Quick comfort by optimized refrigerant control

Every room meets the set point most quickly and comfortably by optimized refrigerant control.



8 Rooms: AOYG45LBT8

Branch Box: UTP-PY03A / UTP-PY02A



Specifications (Outdoor unit/Branch box)

Outdoor Unit Model Name			AOYG45LBT8
Maximum Connectable Indoor Unit			8
Indoor Unit Connectable Capacity	Cooling	kW	11.0 - 17.5
Power source			Single-phase, ~230V, 50Hz
Rated Capacity	Cooling	kW	14.0
	Heating		16.0
Input Power	Cooling	kW	5.20
	Heating		5.07
Airflow rate	Cooling	m ³ /h	4,650
	Heating		4,800
Sound Pressure Level	Cooling	dB(A)	56
	Heating		58
Heat Exchanger Fin			Plate fin coil
Net Dimensions H × W × D			914×970×370
Weight			98 (217)
Connection Pipe Diameter (Liquid / Gas)			9.52/15.88
Max Pipe Length			115 (Total)
Max Height Difference (O.U ~ I.U)			30
Operating Range	Cooling	°CDB	-5 to 46
	Heating		-15 to 24
Refrigerant	Type (Global Warming Potential)	R410A (2,088)	
	Charge	kg(CO ₂ eq-T)	3.45 (7.2)

Branch Box Model Name			UTP-PY03A	UTP-PY02A
Connectable Indoor Unit			1 to 3 Units	1 to 2 Units
Power source			Single-phase, ~230V, 50Hz	Single-phase, ~230V, 50Hz
Available Voltage Range			198-264V	198-264V
Power Consumption	W		10	10
Running Current	A		0.05	0.05
Net Dimensions H × W × D			195×433×370	195×433×370
Weight			9 (20)	9 (20)
Connection pipe diameter	Liquid	°CDB	Main: 9.52×1, Branch:6.35×3	Main: 9.52×1, Branch:6.35×2
	Gas		Main: 15.88×1, Branch:12.70×3	Main: 15.88×1, Branch:12.70×2
Method			Flare	Flare

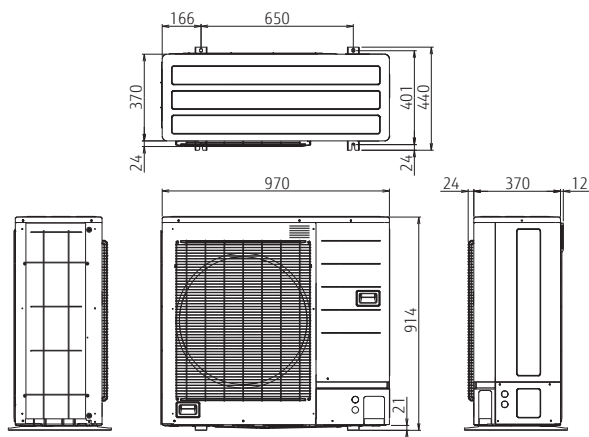
Note: Specifications are based on the following conditions.

- In case of connecting two indoor units(7 kW class).
- These are the measured values in the manufacturer's anechoic chamber.
- Cooling: Indoor temp. of 27°CDB/19°CWB, outdoor temp. of 35°CDB/24°CWB Heating: Indoor temp. of 20°CDB/15°CWB, outdoor temp. of 7°CDB/6°CWB
- Pipe length: 5 m (Outdoor unit - Branch box), 3 m (Branch box - Indoor unit) Height difference : 0 m

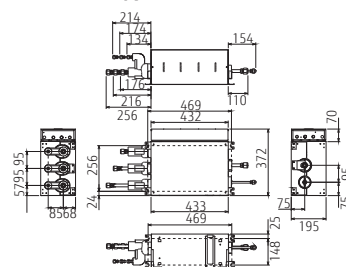
Dimensions

(Unit : mm)

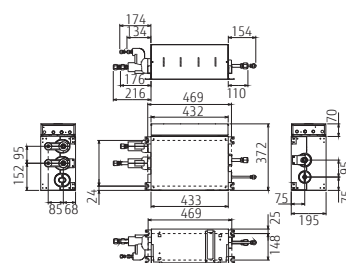
**Outdoor Unit:
AOYG45LBT8**



**Branch Box :
UTP-PY03A (3 branches type)**



**Branch Box :
UTP-PY02A (2 branches type)**



MULTI SPLIT



Supports various installation scenes from office to commercial space, inside the same room and multi connection of up to 3 indoor units.

Selection of indoor units according to the room shape and heat load, like number of people and lighting conditions. Most comfortable air flow distribution can be realized.

Installation according to floor layout




Installation according to lighting conditions



Design flexibility

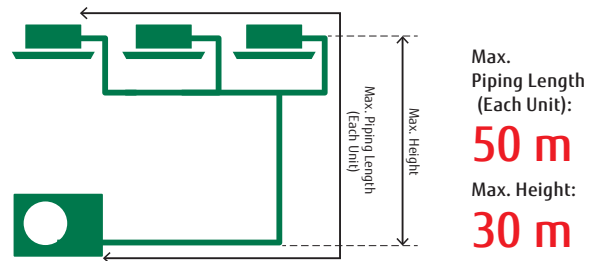
Slim & Compact design

This model is much more compact than a conventional outdoor unit. Significant reduced height of the product supports installations in narrow spaces.



Flexible installation

Up to max. piping length of 50 m, max. height difference of 30 m can be supported. Multi type can be installed in large-size residence or buildings with multiple floors.



New Indoor unit lineup

3 types 6 models indoor units are provided, so you can select them depending on your room size and conditions.



Compact Cassette



Slim Duct



Duct



36

45/54

Specifications (Indoor units/Outdoor units)

Indoor Units Model No.				Compact Cassette		
				AUXG18KVLA	AUXG22KVLA	AUXG24KVLA
Power Source				Single-phase, ~230V, 50Hz		
Airflow Rate	Cooling	H/M/L/Q	m ³ /h	680/580/490/410	830/740/600/450	930/830/600/450
	Heating	H/M/L/Q		800/680/580/450	860/760/700/530	930/850/700/530
Net Dimension H × W × D			mm	245x570x570	245x570x570	245x570x570
Weight			kg(lbs)	15 (33)	16 (35)	16 (35)
Cassette Grille				UTG-UFYF-W		

Indoor Units Model No.				Duct		
				ARXG18KLLAP	ARXG22KMLA	ARXG24KMLA
Power Source				Single-phase, ~230V, 50Hz		
Airflow Rate	Cooling	H/M/L/Q	m ³ /h	940/880/820/750	1,100/910/750/580	1,100/910/750/580
	Heating	H/M/L/Q		940/880/820/750	1,100/910/750/580	1,100/910/750/580
Net Dimension H × W × D			mm	198x900x620	270x1,135x700	270x1,135x700
Weight			kg(lbs)	20 (44)	35 (77)	35 (77)

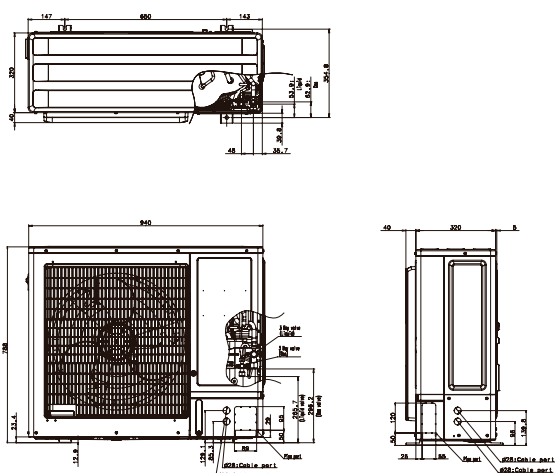
Outdoor Units Model No.				AOYG36KBTB	AOYG45KBTB	AOYG54KBTB
Capacity	Cooling	kW	Single-phase, ~230V, 50Hz			
	Heating		9.5	12.1	13.4	
Power Source			Single-phase, ~230V, 50Hz			
Pdesign	Cooling	kW	–	–	–	
	Heating (-10°C)		8.7	9.2	9.5	
SEER	Cooling	W/W	6.10	–	–	
	Heating		4.00	–	–	
Annual Energy Consumption	Cooling	kWh/a	545	–	–	
	Heating		3,043	–	–	
Energy Efficiency Class	Cooling	–	A++	–	–	
	Heating		A+	–	–	
Sound Pressure Level (High)	Cooling	dB(A)	55	57	57	
	Heating		55	57	59	
Sound Power Level (High)	Cooling	–	70	71	73	
	Heating		70	71	73	
Airflow Rate	Cooling / Heating	m ³ /h	3,750/3,750	4,450/4,450	4,450/4,450	
Net Dimension H × W × D			mm	788x940x320	998x940x320	998x940x320
Weight			kg(lbs)	52 (115)	67 (148)	67 (148)
Connection Pipe Diameter (Liquid / Gas)			mm	9.52/15.88	9.52/15.88	9.52/15.88
Max Pipe Length (Pre-Charge)			m	50 (30)	50 (30)	50 (30)
Height Difference			m	30	30	30
Operation Range	Cooling	°CDB	-15 to 46	-15 to 46	-15 to 46	
	Heating		-15 to 24	-15 to 24	-15 to 24	
Refrigerant	Type (Global Warming Potential)	kg(CO2eq-T)	R32 (675)	R32 (675)	R32 (675)	
	Charge		1.90(1.283)	2.70(1.823)	2.70(1.823)	
Separation tube			UTP-SX236A (Twin)			

• Different type and capacity indoor units cannot be connected.
 • The above table is the value for connecting with cassette type.

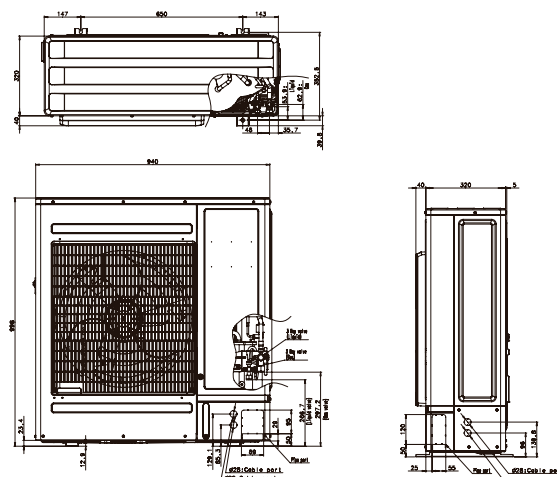
Dimensions

(Unit : mm)

AOYG36KBTB



AOYG45KBTB / AOYG54KBTB



MULTI SPLIT



Supports various installation scenes from office to commercial space, inside the same room and multi connection of up to 3 indoor units.

Selection of indoor units according to the room shape and heat load, like number of people and lighting conditions. Most comfortable air flow distribution can be realized.

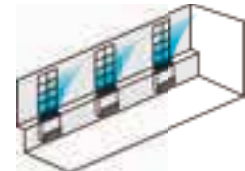
Installation according to floor layout



Installation according to lighting conditions

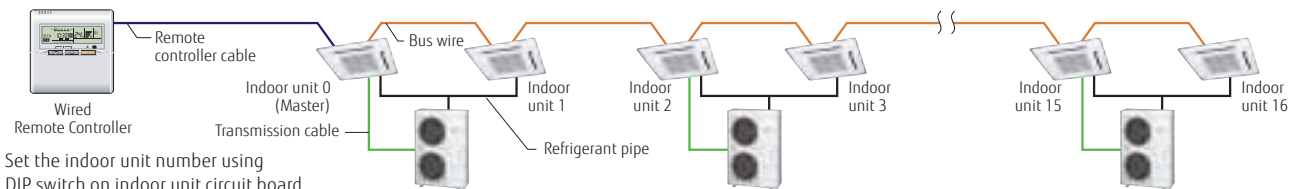


Installation according to layout and lighting conditions



Simultaneous control

Max 16 indoor units are simultaneously controlled with a wired remote controller.



Set the indoor unit number using DIP switch on indoor unit circuit board.

Indoor unit lineup

4 types 9 models indoor units are provided, so you can select them depending on your room size and conditions.



Compact Cassette



Slim Duct



Duct



Floor/Ceiling Universal

Model : AOYG36LBTB / AOYG45LBTB / AOYG54LBTB
 AOYG36LATT [3phase] / AOYG45LATT [3phase] / AOYG54LATT [3phase]



Specifications (Indoor units/Outdoor units)

Indoor Units Model No.				Compact Cassette		
				AUYG18LVLB	AUYG22LVLA	AUYG24LVLA
Power Source				Single-phase, ~230V, 50Hz		
Airflow Rate	Cooling	H/M/L/Q	m ³ /h	750/610/520/410	930/830/600/450	930/830/600/450
	Heating	H/M/L/Q		800/710/600/450	930/860/700/530	930/830/600/450
Net Dimension H × W × D				mm		
Weight				kg(lbs)		
Cassette Grille				UTG-UFYD-W		

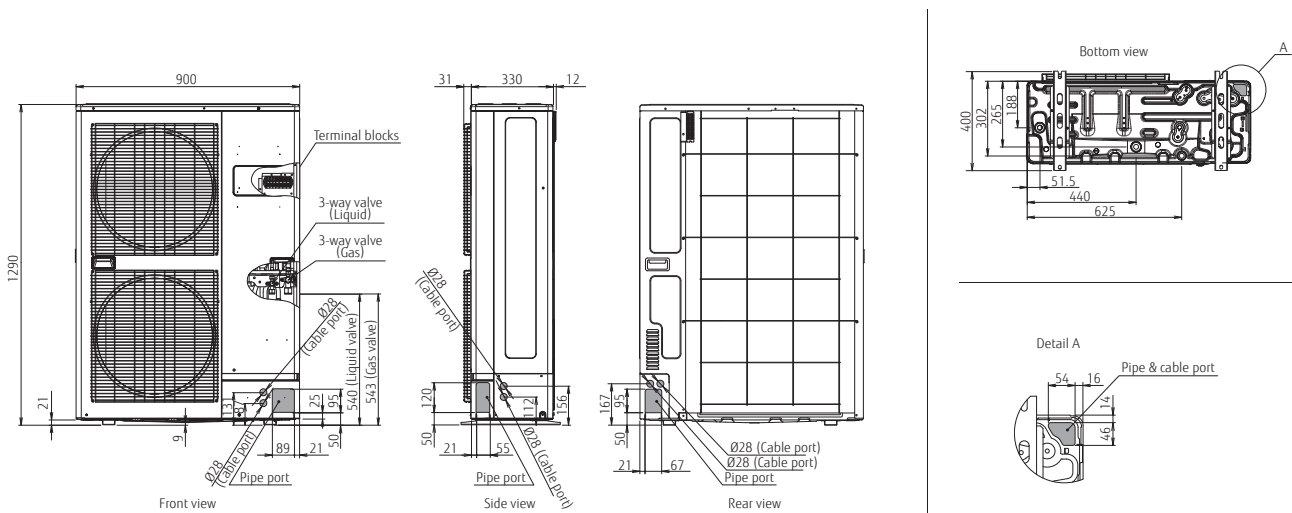
Indoor Units Model No.				Duct			Floor/Ceiling Universal		
				ARYG18LLTB	ARYG22LMLA	ARYG24LMLA	ABYG18LVTB	ABYG22LVTVA	ABYG24LVTVA
Power Source				Single-phase, ~230V, 50Hz			Single-phase, ~230V, 50Hz		
Airflow Rate	Cooling	H/M/L/Q	m ³ /h	940/880/820/750	1,100/910/750/580	780/700/560/500	980/820/680/540	980/820/680/540	
	Heating	H/M/L/Q		940/880/820/750	1,100/910/750/580	780/700/560/500	980/820/680/540	980/820/680/540	
Net Dimension H × W × D				mm			mm		
Weight				kg(lbs)			kg(lbs)		

Outdoor Units Model No.				AOYG36LBTB	AOYG45LBTB	AOYG54LBTB	AOYG36LATT	AOYG45LATT	AOYG54LATT
Capacity	Cooling	kW	Single-phase, ~230V, 50Hz			3-phase, ~400V, 50Hz			
	Heating		10.0	12.1	13.3	10.0	12.5	14.0	
Power Source				Single-phase, ~230V, 50Hz			3-phase, ~400V, 50Hz		
Pdesign	Cooling	kW	10.0	-	-	10.0	-	-	
	Heating (-10°C)		10.0	-	-	10.0	-	-	
SEER	Cooling	W/W	5.56	-	-	6.00	-	-	
	Heating		3.90	-	-	4.00	-	-	
Annual Energy Consumption	Cooling	kWh/a	629	-	-	583	-	-	
	Heating		3,588	-	-	3,499	-	-	
Energy Efficiency Class	Cooling	°CDB	A	-	-	A+	-	-	
	Heating		A	-	-	A+	-	-	
Sound Pressure Level (High)	Cooling	dB(A)	52	54	55	51	54	55	
Sound Power Level (High)	Heating		69	70	72	69	69	71	
Airflow Rate	Cooling / Heating	m ³ /h	6,200/6,200	6,750/6,200	6,850/6,750	6,200/6,200	6,750/6,200	6,900/6,900	
Net Dimension H × W × D				mm			mm		
Weight				kg(lbs)			kg(lbs)		
Connection Pipe Diameter (Liquid / Gas)				mm			mm		
Max Pipe Length (Pre-Charge)				m			m		
Height Difference				°CDB			°CDB		
Operation Range	Cooling	°CDB	-15 to 46	-15 to 46	-15 to 46	-15 to 46	-15 to 46	-15 to 46	
	Heating		-15 to 24	-15 to 24	-15 to 24	-15 to 24	-15 to 24	-15 to 24	
Refrigerant	Type (Global Warming Potential)	kg(CO ₂ eq-T)	R410A (2,088)	R410A (2,088)	R410A (2,088)	R410A (2,088)	R410A (2,088)	R410A (2,088)	
	Charge		3.45 (7.2)	3.45 (7.2)	3.45 (7.2)	3.45 (7.2)	3.45 (7.2)	3.45 (7.2)	
Separation tube				UTP-SX236A(Twin)			UTP-SX236A (Twin)		

*Different type and capacity indoor units cannot be connected.
 *The above table is the value for connecting with cassette type.

Dimensions

(Unit : mm)



MULTI SPLIT



Support various applications from open plan offices to retail stores, with up to 4 indoor units.

Selection of indoor units according to the room shape and heat load, like number of people and lighting conditions. Most comfortable air flow distribution can be realized.

Installation according to floor layout



Installation according to lighting conditions



Installation according to layout and lighting conditions

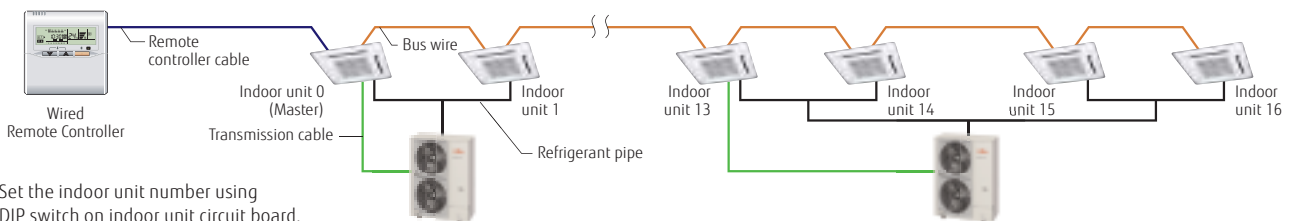


Installation according to large space



Simultaneous control

Max 16 indoor units are simultaneously controlled with a wired remote controller.



Set the indoor unit number using DIP switch on indoor unit circuit board.

*When using a wireless remote controller, the following functions cannot be used: Timer operation, Sleep Timer operation, 10°C Heat operation

Indoor unit lineup

6 types 18 models indoor units are provided, so you can select them depending on your room size and conditions.



Compact Cassette



Cassette



Slim Duct



Duct



Floor/Ceiling Universal



Ceiling

Model: AOYG72LRLA [3phase] / AOYG90LRLA [3phase]



Specifications (Indoor units/Outdoor units)

Indoor Units Model No.				Compact Cassette, Cassette					
				AUYG18LVLB	AUYG22LVLA	AUYG24LVLA	AUYG30LRLE	AUYG36LRLE	AUYG45LRLA
Power Source				Single-phase, ~230V, 50Hz					
Airflow Rate	Cooling	H/M/L/Q	m ³ /h	750/610/520/410	930/830/600/450	930/830/600/450	1,600/1,400/1,270/1,150	1,800/1,400/1,270/1,150	1,900/1,640/1,460/1,250
	Heating	H/M/L/Q		800/710/600/450	930/860/700/530	930/830/600/450	1,800/1,400/1,270/1,150	1,800/1,400/1,270/1,150	1,900/1,640/1,460/1,250
Net Dimension H × W × D			mm	245×570×570	245×570×570	245×570×570	288 × 840 × 840	288 × 840 × 840	288 × 840 × 840
Weight			kg(lbs)	15 (33)	16 (35)	16 (35)	26 (57)	26 (57)	26 (57)
Cassette Grille				UTG-UFYD-W			UTG-UGYA-W		

Indoor Units Model No.				Duct					
				ARYG18LLTB	ARYG22LMLA	ARYG24LMLA	ARYG30LMLE	ARYG36LMLE	ARYG45LMLA
Power Source				Single-phase, ~230V, 50Hz					
Airflow Rate	Cooling	H/M/L/Q	m ³ /h	940/880/820/750	1,100/910/750/580	1,100/910/750/580	1,900/1,620/1,270/980	1,900/1,620/1,270/980	2,100/1,750/1,350/1,070
	Heating	H/M/L/Q		940/880/820/750	1,100/910/750/580	1,100/910/750/580	2,100/1,620/1,270/980	2,100/1,620/1,270/980	2,100/1,750/1,350/1,070
Net Dimension H × W × D			mm	198 × 900 × 620	270 × 1135 × 700	270 × 1135 × 700	270 × 1135 × 700	270 × 1135 × 700	270 × 1135 × 700
Weight			kg(lbs)	23 (51)	38 (84)	38 (84)	40 (88)	40 (88)	40 (88)

Indoor Units Model No.				Floor/Ceiling, Ceiling					
				ABYG18LVTB	ABYG22LVTA	ABYG24LVTA	ABYG30LRTE	ABYG36LRTE	ABYG45LRTE
Power Source				Single-phase, ~230V, 50Hz					
Airflow Rate	Cooling	H/M/L/Q	m ³ /h	780/700/560/500	980/820/680/540	980/820/680/540	1,660/1,500/1,200/1,000	1,900/1,500/1,200/1,000	2,100/1,700/1,400/1,100
	Heating	H/M/L/Q		780/700/560/500	980/820/680/540	980/820/680/540	1,660/1,500/1,200/1,000	1,900/1,500/1,200/1,000	2,100/1,700/1,400/1,100
Net Dimension H × W × D			mm	199 × 990 × 655	199 × 990 × 655	199 × 990 × 655	240 × 1660 × 700	240 × 1660 × 700	240 × 1660 × 700
Weight			kg(lbs)	27 (60)	27 (60)	27 (60)	46 (101)	46 (101)	46 (101)

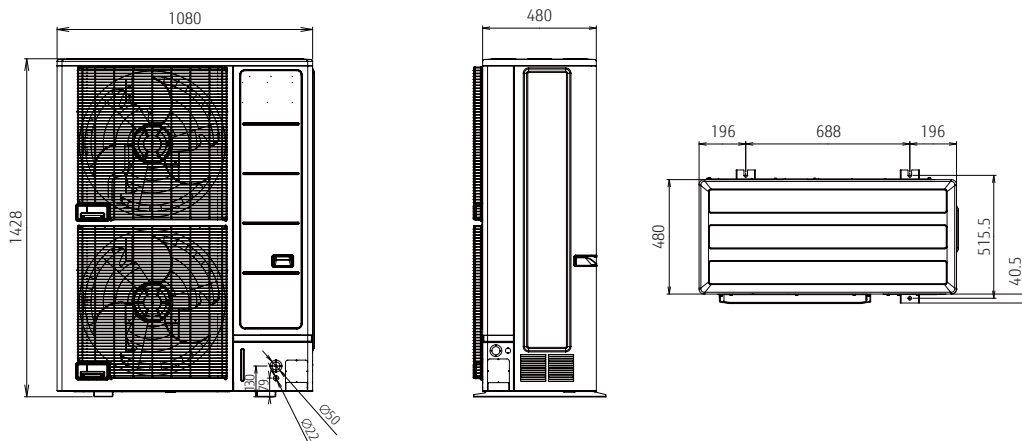
Outdoor Units Model No.			AOYG72LRLA		AOYG90LRLA	
Capacity	Cooling	kW	19.0		22.0	
	Heating		22.4		27.0	
Power Source			3-phase, ~400V, 50Hz			
Sound Pressure Level (High)	Cooling	dB(A)	55		55	
Airflow Rate	Cooling / Heating	m ³ /h	8,400/8,400		8,400/9,000	
Net Dimension H × W × D			mm		1,428×1,080×480	
Weight			kg(lbs)		163 (359)	
Connection Pipe Diameter (Liquid / Gas)			mm		12.7/25.4	
Max Pipe Length (Pre-Charge)			m		100 (30)	
Height Difference			m		30	
Operation Range	Cooling	°CDB	-15 to 46		-15 to 46	
	Heating		-20 to 24		-20 to 24	
Refrigerant	Type (Global Warming Potential)		R410A (2,088)		R410A (2,088)	
	Charge	kg(CO ₂ eq-T)	5.6 (11.7)		7.1 (14.8)	

- Different type and capacity indoor units cannot be connected.
- The above table is the value for connecting with cassette type.

*: That specification is not fixed yet.

Dimensions

(Unit : mm)



MULTI SPLIT

New 2 Rooms Multi Indoor Units Specifications



Wall mounted



Model No.	Indoor unit			ASYG07KGTB	ASYG09KGTB	ASYG12KGTB	ASYG14KGTB
kW Class	kW			2.0	2.5	3.5	4.0
Power Source	Single-phase, ~230V, 50Hz						
Sound Pressure Level	Cooling	H/M/L/Q	dB(A)	38/33/29/21	40/34/29/21	40/35/30/21	43/36/30/21
	Heating			41/35/31/22	42/36/31/22	42/38/33/22	44/39/33/24
Sound Power Level	Cooling	H	dB(A)	54	55	55	57
	Heating			56	57	58	59
Airflow Rate	Cooling	H/M/L/Q	m ³ /h	650/540/430/270	700/560/430/270	700/560/430/250	770/600/450/280
	Heating			720/580/460/330	750/610/470/330	770/640/520/330	800/660/520/340
Net Dimensions	mm			270x834x215	270x834x215	270x834x215	270x834x215
Weight	kg(lbs)			10 (22)	10 (22)	10 (22)	10 (22)
Connection Pipe Diameter	Liquid/Gas	mm		6.35/9.52	6.35/9.52	6.35/9.52	6.35/9.52

Wall mounted



Model No.	Indoor unit			ASYG07KMTB	ASYG09KMTB	ASYG12KMTB	ASYG14KMTB
kW Class	kW			2.0	2.5	3.5	4.0
Power Source	Single-phase, ~230V, 50Hz						
Sound Pressure Level	Cooling	H/M/L/Q	dB(A)	38/33/29/21	40/34/29/21	40/35/30/21	43/36/30/21
	Heating			41/35/31/22	42/36/31/22	42/38/33/22	44/39/33/24
Sound Power Level	Cooling	H	dB(A)	54	55	55	57
	Heating			56	57	58	59
Airflow Rate	Cooling	H/M/L/Q	m ³ /h	650/540/430/270	700/560/430/270	700/560/430/270	770/600/450/280
	Heating			720/580/460/330	750/610/470/330	770/640/520/330	800/660/520/340
Net Dimensions	mm			270x834x222	270x834x222	270x834x222	270x834x222
Weight	kg(lbs)			10 (22)	10 (22)	10 (22)	10 (22)
Connection Pipe Diameter	Liquid/Gas	mm		6.35/9.52	6.35/9.52	6.35/9.52	6.35/9.52



Compact cassette Grid type

Model No.	Indoor unit			AUXG07KVLA	AUXG09KVLA	AUXG12KVLA	AUXG14KVLA
kW Class		kW		2.0	2.5	3.5	4.0
Power Source				Single-phase, ~230V, 50Hz			
Sound Pressure Level	Cooling	H/M/L/Q	dB(A)	33/31/29/27	33/31/29/27	37/34/31/28	38/35/32/29
	Heating			34/32/29/27	34/32/29/27	37/34/31/29	43/38/34/30
Sound Power Level	Cooling	H	dB(A)	46	46	49	50
	Heating			47	47	49	55
Airflow Rate	Cooling	H/M/L/Q	m ³ /h	540/490/440/390	540/490/440/390	610/530/470/410	680/580/490/410
	Heating			540/490/440/390	540/490/440/390	610/530/470/410	790/680/580/450
Net Dimensions			mm	245x570x570	245x570x570	245x570x570	245x570x570
Weight			kg(lbs)	15 (33)	15 (33)	15 (33)	15 (33)
Panel				UTG-UFYF-W	UTG-UFYF-W	UTG-UFYF-W	UTG-UFYF-W
Connection Pipe Diameter		Liquid/Gas	mm	6.35/9.52	6.35/9.52	6.35/9.52	6.35/9.52

Mini duct



Model No.	Indoor unit			ARXG07KSLAP	ARXG09KSLAP	ARXG12KSLAP	ARXG14KSLAP
kW Class		kW		2.0	2.5	3.5	4.0
Power Source				Single-phase, ~230V, 50Hz			
Sound Pressure Level	Cooling	H/M/L/Q	dB(A)	29/26/24/23	29/26/24/23	31/27/25/23	35/30/27/23
	Heating			29/26/24/23	29/26/24/23	31/27/25/23	35/30/27/23
Sound Power Level	Cooling	H	dB(A)	52	54	55	60
	Heating			53	56	57	62
Airflow Rate	Cooling	H/M/L/Q	m ³ /h	550/440/390/360	600/450/400/360	650/490/430/360	800/640/530/360
	Heating			550/440/390/360	600/450/400/360	650/490/430/360	800/640/530/360
Net Dimensions			mm	198x700x450	198x700x450	198x700x450	198x700x450
Weight			kg(lbs)	15.5 (34)	15.5 (34)	15.5 (34)	15.5 (34)
Connection Pipe Diameter		Liquid/Gas	mm	6.35/9.52	6.35/9.52	6.35/9.52	6.35/9.52
External static pressure			Pa	0 to 30	0 to 30	0 to 30	0 to 50
Drain pump				Standard			

Slim duct



Model No.	Indoor unit			ARXG07KLLAP	ARXG09KLLAP	ARXG12KLLAP	ARXG14KLLAP
kW Class		kW		2.0	2.5	3.5	4.0
Power Source				Single-phase, ~230V, 50Hz			
Sound Pressure Level	Cooling	H/M/L/Q	dB(A)	28/26/25/24	28/27/26/25	29/28/27/26	32/30/28/26
	Heating			28/26/25/24	28/26/25/24	29/28/27/24	32/30/28/25
Sound Power Level	Cooling	H	dB(A)	57	57	58	60
	Heating			57	57	58	60
Airflow Rate	Cooling	H/M/L/Q	m ³ /h	550/490/470/440	600/550/500/450	650/600/550/480	800/700/600/480
	Heating			550/490/470/440	600/550/500/450	650/600/550/480	800/700/600/480
Net Dimensions			mm	198x700x620	198x700x620	198x700x620	198x700x620
Weight			kg(lbs)	16 (35)	17 (37)	17 (37)	17 (37)
Connection Pipe Diameter		Liquid/Gas	mm	6.35/9.52	6.35/9.52	6.35/9.52	6.35/9.52
External static pressure			Pa	0 to 90	0 to 90	0 to 90	0 to 90
Drain pump				Standard			

MULTI SPLIT

2 - 8 Rooms Multi Indoor Units Specifications

Compact wall mounted



Model No.	Indoor unit			ASYG07LUCA	ASYG09LUCA	ASYG12LUCA	ASYG14LUCA
kW Class	kW			2.0	2.5	3.5	4.0
Power Source				Single-phase, ~230V, 50Hz			
Sound Pressure Level	Cooling	H/M/L/Q	dB(A)	35/30/28/21	36/32/28/21	37/34/31/21	41/36/33/25
	Heating			35/30/28/21	36/32/28/21	37/34/31/21	41/36/34/27
Sound Power Level	Cooling	H	dB(A)	53	54	55	59
	Heating			53	54	55	59
Airflow Rate	Cooling	H/M/L/Q	m ³ /h	570/520/470/330	600/550/470/330	660/600/530/330	710/640/570/390
	Heating			570/520/470/330	600/550/470/330	660/600/530/330	710/640/590/430
Net Dimensions				mm			
Weight				kg(lbs)			
Connection Pipe Diameter				mm			
				6.35/9.52			
				6.35/9.52			
				6.35/9.52			
				6.35/12.70			

Wall mounted



Model No.	Indoor unit			ASYG18LFCA	ASYG24LFCC
kW Class	kW			5.0	7.0
Power Source				Single-phase, ~230V, 50Hz	
Sound Pressure Level	Cooling	H/M/L/Q	dB(A)	43/37/33/26	49/42/37/33
	Heating			42/37/33/25	48/42/37/33
Sound Power Level	Cooling	H	dB(A)	58	64
	Heating			58	64
Airflow Rate	Cooling	H/M/L/Q	m ³ /h	900/740/620/550	1,120/900/740/620
	Heating			900/740/620/550	1,100/900/740/620
Net Dimensions				mm	
Weight				kg(lbs)	
Connection Pipe Diameter				mm	
				320×998×238	
				14 (30.8)	
				6.35/12.70	
				6.35/15.88	

Compact wall mounted



Model No.	Indoor unit			ASYG07LMCE	ASYG09LMCE	ASYG12LMCE	ASYG14LMCE
kW Class	kW			2.0	2.5	3.5	4.0
Power Source				Single-phase, ~230V, 50Hz			
Sound Pressure Level	Cooling	H/M/L/Q	dB(A)	36/32/29/21	37/33/29/21	40/36/30/21	42/38/33/25
	Heating			36/32/29/22	37/33/29/22	40/36/31/22	42/38/35/27
Sound Power Level	Cooling	H	dB(A)	51	52	54	56
	Heating			51	52	55	57
Airflow Rate	Cooling	H/M/L/Q	m ³ /h	560/500/430/310	600/520/430/310	660/560/450/310	730/600/530/360
	Heating			560/500/430/330	600/520/430/330	660/560/470/330	730/615/560/375
Net Dimensions				mm			
Weight				kg(lbs)			
Connection Pipe Diameter				mm			
				270×870×204			
				8.5 (18.7)			
				6.35/9.52			
				6.35/9.52			
				6.35/9.52			
				6.35/12.70			

Floor



Model No.	Indoor unit			AGYG09LVCA	AGYG12LVCA	AGYG14LVCA
kW Class	kW			2.5	3.5	4.0
Power Source				Single-phase, ~230V, 50Hz		
Sound Pressure Level	Cooling	H/M/L/Q	dB(A)	39/34/28/22	42/36/30/22	44/38/31/22
	Heating			39/35/30/22	42/38/32/22	44/39/33/22
Sound Power Level	Cooling	H	dB(A)	52	55	56
	Heating			52	55	56
Airflow Rate	Cooling	H/M/L/Q	m ³ /h	530/440/360/270	600/490/380/270	650/520/400/270
	Heating			530/460/380/270	600/510/410/270	650/540/430/270
Net Dimensions				mm		
Weight				kg(lbs)		
Connection Pipe Diameter				mm		
				600×740×200		
				14 (30.7)		
				6.35/9.52		
				6.35/9.52		
				6.35/12.70		

Floor ceiling


Model No.	Indoor unit			ABYG14LVTA	ABYG18LVTB
kW Class		kW		4.0	5.0
Power Source	Single-phase, ~230V, 50Hz				
Sound Pressure Level	Cooling	H/M/L/Q	dB(A)	36/34/33/29 (Under ceiling) 39/37/36/32 (Floor console)	41/38/34/32 (Under ceiling) 44/41/37/35 (Floor console)
	Heating			36/34/33/29 (Under ceiling) 39/37/36/32 (Floor console)	41/38/34/32 (Under ceiling) 44/41/37/35 (Floor console)
Sound Power Level	Cooling	H	dB(A)	51	55
	Heating			51	55
Airflow Rate	Cooling	H/M/L/Q	m ³ /h	640/590/540/480	780/700/560/500
	Heating			640/590/540/480	780/700/560/500
Net Dimensions				199×990×655	199×990×655
Weight				27 (60)	27 (60)
Connection Pipe Diameter	Liquid/Gas	mm		6.35/12.70	6.35/12.70

Compact cassette


Model No.	Indoor unit			AUYG07LVLA	AUYG09LVLA	AUYG12LVLB	AUYG14LVLB	AUYG18LVLB
kW Class		kW		2.0	2.5	3.5	4.0	5.0
Power Source	Single-phase, ~230V, 50Hz							
Sound Pressure Level	Cooling	H/M/L/Q	dB(A)	33/31/29/27	33/31/29/27	37/33/31/28	40/35/32/29	42/37/33/29
	Heating			34/32/29/27	34/32/29/27	37/33/31/28	40/37/34/29	44/40/37/30
Sound Power Level	Cooling	H	dB(A)	46	46	49	52	54
	Heating			47	47	49	52	56
Airflow Rate	Cooling	H/M/L/Q	m ³ /h	540/490/440/390	540/490/440/390	610/530/470/410	680/580/490/410	750/610/520/410
	Heating			540/490/440/390	540/490/440/390	610/530/470/410	700/620/550/430	800/710/600/450
Net Dimensions				245×570×570	245×570×570	245×570×570	245×570×570	245×570×570
Weight				15(33.1)	15 (33.1)	15 (33.1)	15 (33.1)	15 (33.1)
Panel	UTG-UFYD-W							
Connection Pipe Diameter	Liquid/Gas	mm		6.35/9.52	6.35/9.52	6.35/9.52	6.35/12.70	6.35/12.70

Mini duct


Model No.	Indoor unit			ARYG07LSLAP	ARYG09LSLAP	ARYG12LSLAP	ARYG14LSLAP	ARYG18LSLAP
kW Class		kW		2.0	2.5	3.5	4.0	5.0
Power Source	Single-phase, ~230V, 50Hz							
Sound Pressure Level	Cooling	H/M/L/Q	dB(A)	29/26/24/23	29/26/24/23	31/27/25/23	35/30/27/23	33/29/26/23
	Heating			29/26/24/23	29/26/24/23	31/27/25/23	35/30/27/23	33/29/26/23
Sound Power Level	Cooling	H	dB(A)	52	54	55	60	58
	Heating			53	56	57	62	59
Airflow Rate	Cooling	H/M/L/Q	m ³ /h	550/440/390/360	600/450/400/360	650/490/430/360	800/640/530/360	940/750/540/480
	Heating			550/440/390/360	600/450/400/360	650/490/430/360	800/640/530/360	940/750/540/480
Net Dimensions				198×700×450	198×700×450	198×700×450	198×700×450	198×900×450
Weight				15.5 (34.1)				18.5 (40.7)
Connection Pipe Diameter	Liquid/Gas	mm		6.35/9.52			6.35/12.70	
External static pressure				0 to 30			0 to 50	
Drain pump	Standard							

Slim duct


Model No.	Indoor unit			ARYG07LLTA	ARYG09LLTA	ARYG12LLTB	ARYG14LLTB	ARYG18LLTB
kW Class		kW		2.0	2.5	3.5	4.0	5.0
Power Source	Single-phase, ~230V, 50Hz							
Sound Pressure Level	Cooling	H/M/L/Q	dB(A)	28/26/25/24	28/27/26/25	29/28/27/26	32/30/28/26	32/31/30/29
	Heating			28/26/25/24	28/26/25/24	29/28/27/24	33/30/28/25	33/32/31/29
Sound Power Level	Cooling	H	dB(A)	57	57	58	60	58
	Heating			57	57	58	61	59
Airflow Rate	Cooling	H/M/L/Q	m ³ /h	550/490/470/440	600/550/500/450	650/600/550/480	800/700/600/480	940/880/820/750
	Heating			550/490/470/440	600/550/500/450	650/600/550/480	800/700/600/480	940/880/820/750
Net Dimensions				198×700×620	198×700×620	198×700×620	198×700×620	198×900×620
Weight				17 (37.5)	19 (41.8)	19 (41.8)	19 (41.8)	23 (50.6)
Connection Pipe Diameter	Liquid/Gas	mm		6.35/9.52	6.35/9.52	6.35/9.52	6.35/12.7	6.35/12.70
External static pressure				0 to 90				
Drain pump	Standard							

MULTI SPLIT

2 Rooms Multi Combination Table-Cooling/Heating



2 Rooms Multi cooling

AOYG14KBTA2	Combination of Indoor Unit		COOLING OPERATION						Seasonal Data		
			Cooling Capacity			Input Power (min-max)	EER	Pdesign	SEER	Energy efficiency class	
			Room 1	Room 2	Total Capacity (min-max)						
			kW	kW	kW	kW					
2 Room	7	7	2.00	2.00	4.00(1.4-4.6)	0.97(0.25 - 1.20)	4.12	4.0	8.7	A+++	
	7	9	1.75	2.25	4.00(1.4-4.6)	0.97(0.25 - 1.20)	4.12	4.0	8.7	A+++	
	7	12	1.47	2.53	4.00(1.4-4.6)	0.97(0.25 - 1.20)	4.12	4.0	8.7	A+++	
	9	9	2.00	2.00	4.00(1.4-4.6)	0.97(0.25 - 1.20)	4.12	4.0	8.7	A+++	
	9	12	1.71	2.29	4.00(1.4-4.6)	0.97(0.25 - 1.20)	4.12	4.0	8.7	A+++	

- Note:
- 7:7000Btu/h / 9:9000Btu/h / 12:12000Btu/h models
 - The above is the value for connecting with Wall Mounted [KG] type.
 - 2 or more indoor units should be connected.
 - Cooling capacity is based on 27°CDB/19°CWB (indoor temperature), 35°CDB (outdoor temperature).
 - Pipe Length: 5 m, Height difference: 0 m (Outdoor unit to Indoor unit)
 - The Total ability of connected indoor unit is up to 21000Btu from 14000Btu.

AOYG18KBTA2	Combination of Indoor Unit		COOLING OPERATION						Seasonal Data		
			Cooling Capacity			Input Power (min-max)	EER	Pdesign	SEER	Energy efficiency class	
			Room 1	Room 2	Total Capacity (min-max)						
			kW	kW	kW	kW					
2 Room	7	7	2.00	2.00	4.00(1.7-5.0)	0.92(0.25 - 1.23)	4.35	4.0	8.8	A+++	
	7	9	2.00	2.50	4.50(1.7-5.7)	1.07(0.25 - 1.45)	4.22	4.5	8.7	A+++	
	7	12	1.84	3.16	5.00(1.7-5.8)	1.24(0.25 - 1.55)	4.03	5.0	8.6	A+++	
	7	14	1.67	3.33	5.00(1.7-5.8)	1.24(0.25 - 1.55)	4.03	5.0	8.6	A+++	
	9	9	2.50	2.50	5.00(1.7-5.8)	1.24(0.25 - 1.55)	4.03	5.0	8.6	A+++	
	9	12	2.14	2.86	5.00(1.7-5.8)	1.24(0.25 - 1.55)	4.03	5.0	8.6	A+++	
	9	14	1.96	3.04	5.00(1.7-5.8)	1.24(0.25 - 1.55)	4.03	5.0	8.6	A+++	
	12	12	2.50	2.50	5.00(1.7-5.8)	1.24(0.25 - 1.55)	4.03	5.0	8.6	A+++	
	12	14	2.31	2.69	5.00(1.7-5.8)	1.24(0.25 - 1.55)	4.03	5.0	8.6	A+++	

- Note:
- 7:7000Btu/h / 9:9000Btu/h / 12:12000Btu/h / 14:14000Btu/h models
 - The above is the value for connecting with Wall Mounted [KG] type.
 - 2 or more indoor units should be connected.
 - Cooling capacity is based on 27°CDB/19°CWB (indoor temperature), 35°CDB (outdoor temperature).
 - Pipe Length: 5 m, Height difference: 0 m (Outdoor unit to Indoor unit)
 - The Total ability of connected indoor unit is up to 26000Btu from 14000Btu.

2 Rooms Multi heating

AOYG14KBTA2	Combination of Indoor Unit		HEATING OPERATION						Seasonal Data		
			Heating Capacity			Input Power (min-max)	COP	Pdesign	SCOP	Energy efficiency class	
			Room 1	Room 2	Total Capacity (min-max)						
			kW	kW	kW	kW					
2 Room	7	7	2.20	2.20	4.40(1.1-5.5)	0.95(0.25 - 1.65)	4.63	3.5	4.7	A++	
	7	9	1.92	2.48	4.40(1.1-5.5)	0.95(0.25 - 1.65)	4.63	3.5	4.7	A++	
	7	12	1.62	2.78	4.40(1.1-5.5)	0.95(0.25 - 1.65)	4.63	3.5	4.7	A++	
	9	9	2.20	2.20	4.40(1.1-5.5)	0.95(0.25 - 1.65)	4.63	3.5	4.7	A++	
	9	12	1.89	2.51	4.40(1.1-5.5)	0.95(0.25 - 1.65)	4.63	3.5	4.7	A++	

- Note:
- 7:7000Btu/h / 9:9000Btu/h / 12:12000Btu/h models
 - The above is the value for connecting with Wall Mounted [KG] type.
 - 2 or more indoor units should be connected.
 - Heating capacity is based on 20°CDB (indoor temperature), 7°CDB/6°CWB (outdoor temperature).
 - Pipe Length: 5 m, Height difference: 0 m (Outdoor unit to Indoor unit)
 - The Total ability of connected indoor unit is up to 21000Btu from 14000Btu.

AOYG18KBTA2	Combination of Indoor Unit		HEATING OPERATION						Seasonal Data		
			Heating Capacity			Input Power (min-max)	COP	Pdesign	SCOP	Energy efficiency class	
			Room 1	Room 2	Total Capacity (min-max)						
			kW	kW	kW	kW					
2 Room	7	7	2.40	2.40	4.80(1.7-5.6)	0.99(0.25 - 1.35)	4.85	3.8	4.7	A++	
	7	9	2.40	3.00	5.40(1.7-6.4)	1.15(0.25 - 1.60)	4.70	4.0	4.7	A++	
	7	12	2.06	3.54	5.60(1.7-7.0)	1.22(0.25 - 1.80)	4.59	4.2	4.7	A++	
	7	14	1.87	3.73	5.60(1.7-7.0)	1.22(0.25 - 1.80)	4.59	4.2	4.7	A++	
	9	9	2.80	2.80	5.60(1.7-7.0)	1.22(0.25 - 1.80)	4.59	4.2	4.7	A++	
	9	12	2.40	3.20	5.60(1.7-7.0)	1.22(0.25 - 1.80)	4.59	4.2	4.7	A++	
	9	14	2.19	3.41	5.60(1.7-7.0)	1.22(0.25 - 1.80)	4.59	4.2	4.7	A++	
	12	12	2.80	2.80	5.60(1.7-7.0)	1.22(0.25 - 1.80)	4.59	4.2	4.7	A++	
	12	14	2.58	3.02	5.60(1.7-7.0)	1.22(0.25 - 1.80)	4.59	4.2	4.7	A++	

- Note:
- 7:7000Btu/h / 9:9000Btu/h / 12:12000Btu/h / 14:14000Btu/h models
 - The above is the value for connecting with Wall Mounted [KG] type.
 - 2 or more indoor units should be connected.
 - Heating capacity is based on 20°CDB (indoor temperature), 7°CDB/6°CWB (outdoor temperature).
 - Pipe Length: 5 m, Height difference: 0 m (Outdoor unit to Indoor unit)
 - The Total ability of connected indoor unit is up to 26000Btu from 14000Btu.



2 Rooms Multi cooling

AOYG14LAC2	Combination of Indoor Unit		COOLING OPERATION							
			Cooling Capacity			Input Power (min-max)	EER	Seasonal Data		
			Room 1	Room 2	Total Capacity (min-max)			Pdesign	SEER	Energy efficiency class
			kW	kW	kW	kW				
2 Room	7	7	2.00	2.00	4.00 (1.4 - 4.4)	1.09 (0.35 - 1.40)	3.67	4.0	6.7	A++
	7	9	1.95	2.05	4.00 (1.4 - 4.4)	1.09 (0.35 - 1.40)	3.67	4.0	6.6	A++
	7	12	1.65	2.35	4.00 (1.4 - 4.6)	1.05 (0.35 - 1.47)	3.81	4.0	6.5	A++
	9	9	2.00	2.00	4.00 (1.4 - 4.5)	1.09 (0.35 - 1.43)	3.67	4.0	6.6	A++
	9	12	1.70	2.30	4.00 (1.4 - 4.7)	1.05 (0.35 - 1.47)	3.81	4.0	6.5	A++

- Note:
- 7:7000Btu/h / 9:9000Btu/h / 12:12000Btu/h models
 - The above is the value for connecting with Wall Mounted type.
 - 2 or more indoor units should be connected.
 - Cooling capacity is based on 27°CDB/19°CWB (indoor temperature), 35°CDB (outdoor temperature).
 - Pipe Length: 5 m, Height difference: 0 m (Outdoor unit to Indoor unit)
 - The Total ability of connected indoor unit is up to 21000Btu from 14000Btu.

AOYG18LAC2	Combination of Indoor Unit		COOLING OPERATION							
			Cooling Capacity			Input Power (min-max)	EER	Seasonal Data		
			Room 1	Room 2	Total Capacity (min-max)			Pdesign	SEER	Energy efficiency class
			kW	kW	kW	kW				
2 Room	7	7	2.10	2.10	4.20 (1.7 - 5.2)	1.24 (0.35 - 1.68)	3.39	4.2	7.0	A++
	7	9	2.10	2.50	4.60 (1.7 - 5.3)	1.26 (0.35 - 1.79)	3.65	4.6	6.8	A++
	7	12	1.90	3.10	5.00 (1.7 - 5.6)	1.55 (0.35 - 1.95)	3.23	5.0	6.5	A++
	7	14	1.80	3.20	5.00 (1.8 - 5.7)	1.55 (0.40 - 1.99)	3.23	5.0	6.5	A++
	9	9	2.50	2.50	5.00 (1.7 - 5.6)	1.56 (0.35 - 1.95)	3.21	5.0	6.6	A++
	9	12	2.10	2.90	5.00 (1.7 - 5.7)	1.55 (0.35 - 1.95)	3.23	5.0	6.5	A++
	9	14	2.00	3.00	5.00 (1.8 - 5.8)	1.55 (0.40 - 1.99)	3.23	5.0	6.4	A++
	12	12	2.50	2.50	5.00 (1.7 - 5.8)	1.56 (0.35 - 1.99)	3.21	5.0	6.4	A++

- Note:
- 7:7000Btu/h / 9:9000Btu/h / 12:12000Btu/h / 14:14000Btu/h models
 - The above is the value for connecting with Wall Mounted type.
 - 2 or more indoor units should be connected.
 - Cooling capacity is based on 27°CDB/19°CWB (indoor temperature), 35°CDB (outdoor temperature).
 - Pipe Length: 5 m, Height difference: 0 m (Outdoor unit to Indoor unit)
 - The Total ability of connected indoor unit is up to 24000Btu from 14000Btu.
 - Where "14" means "wall mounted type" only models. Other types of indoor units cannot be connected.

2 Rooms Multi heating

AOYG14LAC2	Combination of Indoor Unit		HEATING OPERATION							
			Heating Capacity			Input Power (min-max)	COP	Seasonal Data		
			Room 1	Room 2	Total Capacity (min-max)			Pdesign	SCOP	Energy efficiency class
			kW	kW	kW	kW				
2 Room	7	7	2.20	2.20	4.40 (1.1 - 5.4)	1.03 (0.25 - 1.78)	4.27	3.8	4.1	A+
	7	9	2.15	2.25	4.40 (1.1 - 5.4)	1.03 (0.25 - 1.78)	4.27	3.8	4.1	A+
	7	12	1.95	2.45	4.40 (1.1 - 5.5)	1.02 (0.25 - 1.76)	4.31	3.8	4.0	A+
	9	9	2.20	2.20	4.40 (1.1 - 5.4)	1.03 (0.25 - 1.78)	4.27	3.8	4.0	A+
	9	12	2.00	2.40	4.40 (1.1 - 5.5)	1.02 (0.25 - 1.76)	4.31	3.8	4.0	A+

- Note:
- 7:7000Btu/h / 9:9000Btu/h / 12:12000Btu/h models
 - The above is the value for connecting with Wall Mounted type.
 - 2 or more indoor units should be connected.
 - Heating capacity is based on 20°CDB (indoor temperature), 7°CDB/6°CWB (outdoor temperature).
 - Pipe Length: 5 m, Height difference: 0 m (Outdoor unit to Indoor unit)
 - The Total ability of connected indoor unit is up to 21000Btu from 14000Btu.

AOYG18LAC2	Combination of Indoor Unit		HEATING OPERATION							
			Heating Capacity			Input Power (min-max)	COP	Seasonal Data		
			Room 1	Room 2	Total Capacity (min-max)			Pdesign	SCOP	Energy efficiency class
			kW	kW	kW	kW				
2 Room	7	7	2.70	2.70	5.40 (1.8 - 6.0)	1.24 (0.50 - 1.61)	4.37	3.8	4.1	A+
	7	9	2.50	3.00	5.50 (1.8 - 6.0)	1.36 (0.50 - 1.87)	4.04	4.0	4.1	A+
	7	12	2.30	3.30	5.60 (1.8 - 6.1)	1.38 (0.50 - 1.88)	4.06	4.2	4.0	A+
	7	14	2.25	3.35	5.60 (1.9 - 6.2)	1.35 (0.55 - 1.86)	4.15	4.2	4.0	A+
	9	9	2.80	2.80	5.60 (1.8 - 6.1)	1.41 (0.50 - 1.90)	3.97	4.2	4.1	A+
	9	12	2.45	3.15	5.60 (1.8 - 6.2)	1.38 (0.50 - 1.88)	4.07	4.2	4.0	A+
	9	14	2.35	3.25	5.60 (1.9 - 6.3)	1.35 (0.55 - 1.86)	4.15	4.2	4.0	A+
	12	12	2.80	2.80	5.60 (1.8 - 6.3)	1.34 (0.50 - 1.84)	4.18	4.2	4.0	A+

- Note:
- 7:7000Btu/h / 9:9000Btu/h / 12:12000Btu/h / 14:14000Btu/h models
 - The above is the value for connecting with Wall Mounted type.
 - 2 or more indoor units should be connected.
 - Heating capacity is based on 20°CDB (indoor temperature), 7°CDB/6°CWB (outdoor temperature).
 - Pipe Length: 5 m, Height difference: 0 m (Outdoor unit to Indoor unit)
 - The Total ability of connected indoor unit is up to 24000Btu from 14000Btu.
 - Where "14" means "wall mounted type" only models. Other types of indoor units cannot be connected.

MULTI SPLIT

3 Rooms Multi Combination Table-Cooling/Heating

3 Rooms Multi cooling

AOYG18LAT3	Combination of Indoor Unit			COOLING OPERATION								
				Cooling Capacity				Input Power (min-max)	EER	Seasonal Data		
				Room 1 kW	Room 2 kW	Room 3 kW	Total Capacity (min-max) kW			kW	Pdesign kW	SEER
2 Room	7	7	-	2.30	2.30	-	4.60 (1.8-5.0)	1.22 (0.50-1.43)	3.77	4.6	6.3	A++
	7	9	-	2.30	2.70	-	5.00 (1.8-5.7)	1.35 (0.50-1.81)	3.70	5.0	6.2	A++
	7	12	-	1.98	3.02	-	5.00 (1.8-6.1)	1.34 (0.50-2.06)	3.73	5.0	6.2	A++
	7	14	-	1.88	3.42	-	5.30 (1.8-6.6)	1.34 (0.50-2.06)	3.96	5.3	6.1	A++
	9	9	-	2.50	2.50	-	5.00 (1.8-6.2)	1.35 (0.50-2.06)	3.70	5.0	6.2	A++
	9	12	-	2.18	2.82	-	5.00 (1.8-6.3)	1.35 (0.50-2.06)	3.70	5.0	6.2	A++
	9	14	-	2.07	3.23	-	5.30 (1.8-6.7)	1.35 (0.50-2.06)	3.93	5.3	6.1	A++
	12	12	-	2.55	2.55	-	5.10 (1.8-6.3)	1.35 (0.50-2.06)	3.78	5.1	6.1	A++
	12	14	-	2.41	2.89	-	5.30 (1.8-6.7)	1.35 (0.50-2.06)	3.93	5.3	6.1	A++
	7	7	7	1.80	1.80	1.80	5.40 (1.8-6.8)	1.35 (0.50-2.06)	4.00	5.4	6.9	A++
	7	7	9	1.70	1.70	2.00	5.40 (1.8-6.8)	1.35 (0.50-2.06)	4.00	5.4	6.9	A++
	7	7	12	1.53	1.53	2.33	5.40 (1.8-6.8)	1.35 (0.50-2.06)	4.00	5.4	6.7	A++
3 Room	7	7	14	1.41	1.41	2.58	5.40 (2.0-6.8)	1.35 (0.60-2.06)	4.00	5.4	6.7	A++
	7	9	9	1.61	1.89	1.89	5.40 (1.8-6.8)	1.35 (0.50-2.06)	4.00	5.4	6.8	A++
	7	9	12	1.46	1.72	2.22	5.40 (1.8-6.8)	1.35 (0.50-2.06)	4.00	5.4	6.7	A++
	7	9	14	1.35	1.58	2.47	5.40 (2.0-6.8)	1.35 (0.60-2.06)	4.00	5.4	6.7	A++
	9	9	9	1.80	1.80	1.80	5.40 (1.8-6.8)	1.35 (0.50-2.06)	4.00	5.4	6.8	A++
	9	9	12	1.64	1.64	2.12	5.40 (1.8-6.8)	1.35 (0.50-2.06)	4.00	5.4	6.7	A++

AOYG24LAT3	Combination of Indoor Unit			COOLING OPERATION									
				Cooling Capacity				Input Power (min-max)	EER	Seasonal Data			
				Room 1 kW	Room 2 kW	Room 3 kW	Total Capacity (min-max) kW			kW	Pdesign kW	SEER	Energy efficiency
2 Room	7	7	-	2.30	2.30	-	4.60 (1.8-5.0)	1.20 (0.50-1.40)	3.83	4.6	6.3	A++	
	7	9	-	2.30	2.70	-	5.00 (1.8-5.7)	1.36 (0.50-1.78)	3.68	5.0	6.2	A++	
	7	12	-	2.38	3.42	-	5.80 (1.8-6.1)	1.70 (0.50-1.97)	3.41	5.8	6.1	A++	
	7	14	-	2.37	4.13	-	6.50 (1.8-7.2)	1.91 (0.50-2.46)	3.40	6.5	6.0	A+	
	7	18	-	2.08	4.52	-	6.60 (1.8-7.8)	1.91 (0.50-2.87)	3.46	6.6	5.9	A+	
	9	9	-	2.75	2.75	-	5.50 (1.8-6.2)	1.55 (0.50-2.02)	3.55	5.5	6.1	A++	
	9	12	-	2.79	3.41	-	6.20 (1.8-6.8)	1.90 (0.50-2.45)	3.26	6.2	5.9	A+	
	9	14	-	2.66	3.94	-	6.60 (1.8-7.7)	1.91 (0.50-2.77)	3.46	6.6	6.0	A+	
	9	18	-	2.35	4.35	-	6.70 (1.8-7.9)	1.91 (0.50-2.87)	3.51	6.7	5.9	A+	
	12	12	-	3.15	3.15	-	6.30 (1.8-7.2)	1.90 (0.50-2.74)	3.32	6.3	5.9	A+	
	12	14	-	3.03	3.67	-	6.70 (1.8-7.8)	1.91 (0.50-2.87)	3.51	6.7	5.9	A+	
	12	18	-	2.66	4.04	-	6.70 (1.8-7.9)	1.92 (0.50-2.87)	3.49	6.7	5.8	A+	
	7	7	7	2.23	2.23	2.23	6.70 (1.8-7.4)	1.89 (0.50-2.37)	3.54	6.7	6.4	A++	
	7	7	9	2.14	2.14	2.52	6.80 (1.8-7.8)	1.94 (0.60-2.87)	3.51	6.8	6.4	A++	
	7	7	12	1.98	1.98	2.84	6.80 (1.8-8.1)	1.93 (0.50-2.87)	3.52	6.8	6.3	A++	
	7	7	14	1.82	1.82	3.16	6.80 (2.0-8.4)	1.94 (0.60-2.87)	3.51	6.8	6.2	A++	
	3 Room	7	7	18	1.63	1.63	3.54	6.80 (2.0-8.5)	1.94 (0.60-2.87)	3.51	6.8	6.1	A++
		7	9	9	2.03	2.38	2.38	6.80 (1.8-8.2)	1.93 (0.50-2.87)	3.52	6.8	6.4	A++
7		9	12	1.88	2.21	2.70	6.80 (1.8-8.2)	1.93 (0.50-2.87)	3.52	6.8	6.2	A++	
7		9	14	1.74	2.04	3.02	6.80 (2.0-8.4)	1.94 (0.60-2.87)	3.51	6.8	6.2	A++	
7		9	18	1.56	1.84	3.40	6.80 (2.0-8.5)	1.94 (0.60-2.87)	3.51	6.8	6.1	A++	
7		12	12	1.76	2.52	2.52	6.80 (1.8-8.2)	1.94 (0.50-2.87)	3.51	6.8	6.2	A++	
7		12	14	1.63	2.34	2.83	6.80 (2.0-8.5)	1.94 (0.60-2.87)	3.51	6.8	6.2	A++	
9		9	9	2.27	2.27	2.27	6.80 (1.8-8.2)	1.94 (0.50-2.87)	3.51	6.8	6.4	A++	
9		9	12	2.11	2.11	2.58	6.80 (1.8-8.3)	1.94 (0.50-2.87)	3.51	6.8	6.2	A++	
9		9	14	1.95	1.95	2.89	6.80 (2.0-8.5)	1.94 (0.60-2.87)	3.51	6.8	6.2	A++	
9		9	18*	1.77	1.77	3.27	6.80 (2.0-8.5)	1.94 (0.60-2.87)	3.51	6.8	6.1	A++	
9		12	12	1.97	2.41	2.41	6.80 (1.8-8.3)	1.94 (0.50-2.87)	3.51	6.8	6.2	A++	
9		12	14	1.84	2.24	2.72	6.80 (2.0-8.5)	1.94 (0.60-2.87)	3.51	6.8	6.2	A++	
12		12	12	2.27	2.27	2.27	6.80 (1.8-8.3)	1.94 (0.50-2.87)	3.51	6.8	6.1	A++	

Note: •7:7000Btu/h / 9:9000Btu/h / 12:12000Btu/h / 14:14000Btu/h / 18:18000Btu/h models
 •The above is the value for connecting with Wall Mounted type.
 •2 or more indoor units should be connected.
 •Cooling capacity is based on 27°CDB/19°CWB (indoor temperature), 35°CDB (outdoor temperature).
 •Pipe Length: 5 m, Height difference: 0 m (Outdoor unit to Indoor unit)
 •The total ability of connectable indoor units is up to 36000Btu from 14000Btu.
 *1: When ASYG18L is connected, connect at least 1 wall mounted type of 9000Btu.

3 Rooms Multi heating

AOYG18LAT3	Combination of Indoor Unit			HEATING OPERATION								
				Heating Capacity				Input Power (min-max)	COP	Seasonal Data		
				Room 1 kW	Room 2 kW	Room 3 kW	Total Capacity (min-max) kW			Pdesign kW	SCOP	Energy efficiency
2 Room	7	7	-	2.70	2.70	-	5.40 (2.0 - 6.1)	1.59 (0.52 - 1.93)	3.40	4.0	4.1	A+
	7	9	-	2.75	3.25	-	6.00 (2.0 - 6.4)	1.87 (0.52 - 2.06)	3.21	4.0	4.1	A+
	7	12	-	2.59	3.71	-	6.30 (2.0 - 6.5)	1.98 (0.52 - 2.06)	3.18	4.0	4.1	A+
	7	14	-	2.51	4.29	-	6.80 (2.0 - 7.1)	1.92 (0.50 - 2.06)	3.54	4.0	4.1	A+
	9	9	-	3.15	3.15	-	6.30 (2.0 - 6.5)	1.98 (0.52 - 2.06)	3.18	4.0	4.1	A+
	9	12	-	2.89	3.51	-	6.40 (2.0 - 6.6)	1.99 (0.52 - 2.06)	3.22	4.0	4.1	A+
	9	14	-	2.77	4.03	-	6.80 (2.0 - 7.2)	1.91 (0.50 - 2.06)	3.56	4.0	4.1	A+
	12	12	-	3.20	3.20	-	6.40 (2.0 - 6.6)	1.98 (0.52 - 2.06)	3.23	4.0	4.1	A+
	12	14	-	3.09	3.71	-	6.80 (2.0 - 7.3)	1.90 (0.50 - 2.06)	3.58	4.0	4.1	A+
	7	7	7	2.27	2.27	2.27	6.80 (2.0 - 7.7)	1.62 (0.50 - 2.06)	4.20	5.0	4.3	A+
	7	7	9	2.14	2.14	2.52	6.80 (2.0 - 7.8)	1.62 (0.50 - 2.06)	4.20	5.0	4.3	A+
	7	7	12	1.98	1.98	2.83	6.80 (2.0 - 7.8)	1.59 (0.50 - 2.06)	4.28	5.0	4.3	A+
3 Room	7	7	14	1.83	1.83	3.14	6.80 (2.0 - 8.0)	1.61 (0.50 - 2.06)	4.22	5.0	4.3	A+
	7	9	9	2.03	2.39	2.39	6.80 (2.0 - 7.8)	1.60 (0.50 - 2.06)	4.25	5.0	4.3	A+
	7	9	12	1.89	2.22	2.69	6.80 (2.0 - 7.9)	1.59 (0.50 - 2.06)	4.28	5.0	4.3	A+
	7	9	14	1.75	2.06	2.99	6.80 (2.0 - 8.0)	1.60 (0.50 - 2.06)	4.25	5.0	4.3	A+
	9	9	9	2.27	2.27	2.27	6.80 (2.0 - 7.9)	1.59 (0.50 - 2.06)	4.28	5.0	4.3	A+
	9	9	12	2.12	2.12	2.57	6.80 (2.0 - 7.9)	1.59 (0.50 - 2.06)	4.28	5.0	4.3	A+

AOYG24LAT3	Combination of Indoor Unit			HEATING OPERATION									
				Heating Capacity				Input Power (min-max)	COP	Seasonal Data			
				Room 1 kW	Room 2 kW	Room 3 kW	Total Capacity (min-max) kW			Pdesign kW	SCOP	Energy efficiency	
2 Room	7	7	-	2.75	2.75	-	5.50 (2.0 - 6.1)	1.55 (0.52 - 1.93)	3.55	4.0	4.1	A+	
	7	9	-	2.80	3.30	-	6.10 (2.0 - 7.0)	1.82 (0.52 - 2.52)	3.35	4.0	4.1	A+	
	7	12	-	2.88	4.12	-	7.00 (2.0 - 7.3)	2.31 (0.52 - 2.66)	3.03	4.0	4.1	A+	
	7	14	-	2.80	4.80	-	7.60 (2.0 - 8.3)	2.28 (0.50 - 2.87)	3.33	4.0	4.1	A+	
	7	18	-	2.51	5.39	-	7.90 (2.0 - 8.3)	2.34 (0.50 - 2.87)	3.38	4.0	4.1	A+	
	9	9	-	3.30	3.30	-	6.60 (2.0 - 7.4)	2.04 (0.52 - 2.68)	3.24	4.0	4.1	A+	
	9	12	-	3.30	4.00	-	7.30 (2.0 - 7.7)	2.43 (0.52 - 2.87)	3.00	4.0	4.1	A+	
	9	14	-	3.22	4.68	-	7.90 (2.0 - 8.3)	2.38 (0.50 - 2.87)	3.32	4.0	4.1	A+	
	9	18	-	2.84	5.16	-	8.00 (2.0 - 8.5)	2.32 (0.50 - 2.87)	3.45	4.0	4.1	A+	
	12	12	-	3.80	3.80	-	7.60 (2.0 - 7.8)	2.54 (0.52 - 2.87)	2.99	4.0	4.1	A+	
	12	14	-	3.59	4.31	-	7.90 (2.0 - 8.4)	2.37 (0.50 - 2.87)	3.33	4.0	4.1	A+	
	12	18	-	3.20	4.80	-	8.00 (2.0 - 8.6)	2.31 (0.50 - 2.87)	3.46	4.0	4.1	A+	
	7	7	7	2.60	2.60	2.60	7.80 (2.0 - 8.6)	1.94 (0.50 - 2.68)	4.02	5.0	4.3	A+	
	7	7	9	2.52	2.52	2.96	8.00 (2.0 - 8.8)	2.00 (0.50 - 2.87)	4.00	5.2	4.2	A+	
	7	7	12	2.34	2.34	3.32	8.00 (2.0 - 8.9)	1.99 (0.50 - 2.80)	4.02	5.2	4.2	A+	
	7	7	14	2.16	2.16	3.68	8.00 (2.0 - 9.2)	1.91 (0.50 - 2.72)	4.19	5.2	4.2	A+	
	3 Room	7	7	18	1.94	1.94	4.12	8.00 (2.0 - 9.2)	1.89 (0.50 - 2.70)	4.23	5.2	4.2	A+
		7	9	9	2.38	2.81	2.81	8.00 (2.0 - 9.0)	1.99 (0.50 - 2.87)	4.02	5.2	4.2	A+
7		9	12	2.23	2.62	3.15	8.00 (2.0 - 9.1)	1.98 (0.50 - 2.87)	4.04	5.2	4.2	A+	
7		9	14	2.06	2.42	3.52	8.00 (2.0 - 9.2)	1.91 (0.50 - 2.72)	4.19	5.2	4.2	A+	
7		9	18	1.85	2.18	3.97	8.00 (2.0 - 9.2)	1.89 (0.50 - 2.69)	4.23	5.2	4.2	A+	
7		12	12	2.08	2.96	2.96	8.00 (2.0 - 9.1)	1.97 (0.50 - 2.87)	4.06	5.2	4.2	A+	
7		12	14	1.93	2.76	3.31	8.00 (2.0 - 9.2)	1.90 (0.50 - 2.70)	4.21	5.2	4.2	A+	
9		9	9	2.67	2.67	2.67	8.00 (2.0 - 9.1)	1.98 (0.50 - 2.87)	4.04	5.2	4.2	A+	
9		9	12	2.49	2.49	3.02	8.00 (2.0 - 9.2)	1.97 (0.50 - 2.87)	4.06	5.2	4.2	A+	
9		9	14	2.32	2.32	3.37	8.00 (2.0 - 9.2)	1.89 (0.50 - 2.70)	4.23	5.2	4.2	A+	
9		9	18*	2.10	2.10	3.81	8.00 (2.0 - 9.2)	1.87 (0.50 - 2.68)	4.28	5.2	4.2	A+	
9		12	12	2.34	2.83	2.83	8.00 (2.0 - 9.2)	1.96 (0.50 - 2.80)	4.08	5.2	4.2	A+	
9		12	14	2.18	2.64	3.17	8.00 (2.0 - 9.2)	1.89 (0.50 - 2.69)	4.23	5.2	4.2	A+	
12		12	12	2.67	2.67	2.67	8.00 (2.0 - 9.2)	1.95 (0.50 - 2.78)	4.10	5.2	4.2	A+	

Note: •7:7000Btu/h / 9:9000Btu/h / 12:12000Btu/h / 14:14000Btu/h / 18:18000Btu/h models
 •The above is the value for connecting with Wall Mounted type.
 •2 or more indoor units should be connected.
 •Heating capacity is based on 20°CDB (indoor temperature), 7°CDB/6°CWB (outdoor temperature).
 •Pipe Length: 5 m, Height difference: 0 m (Outdoor unit to Indoor unit)
 •The Total ability of connected indoor unit is up to 36000Btu from 14000Btu.
 *1: When ASYG18L is connected, connect at least 1 wall mounted type for 9000Btu.

MULTI SPLIT

4 Rooms Multi Combination Table-Cooling/Heating

4 Rooms Multi cooling

AOYG30LAT4	Combination of Indoor Unit				COOLING OPERATION										
					Cooling Capacity					Input Power (min-max)	EER	Seasonal Data			
					Room 1	Room 2	Room 3	Room 4	Total Capacity (min-max)			kW	Pdesign	SEER	Energy efficiency
				kW	kW	kW	kW	kW		kW	kW				
3 Room	7	7	14	-	1.96	1.96	3.27	-	7.20 (1.6-8.9)	2.22 (0.68-3.43)	3.24	7.2	5.9	A+	
	7	7	18	-	1.81	1.81	4.08	-	7.70 (2.8-10.0)	2.22 (0.98-3.55)	3.47	7.7	5.8	A+	
	7	7	24	-	1.61	1.61	4.57	-	7.80 (2.8-10.1)	2.19 (0.98-3.53)	3.56	7.8	5.8	A+	
	7	9	12	-	2.08	2.34	2.78	-	7.20 (1.6-8.9)	2.22 (0.68-3.41)	3.24	7.2	5.9	A+	
	7	9	14	-	1.90	2.14	3.16	-	7.20 (2.8-9.1)	2.22 (0.98-3.56)	3.24	7.2	5.9	A+	
	7	9	18	-	1.76	1.98	3.96	-	7.70 (2.8-9.9)	2.22 (0.98-3.56)	3.47	7.7	5.8	A+	
	7	9	24	-	1.57	1.77	4.46	-	7.80 (2.8-10.1)	2.19 (0.98-3.53)	3.56	7.8	5.8	A+	
	7	12	12	-	1.96	2.62	2.62	-	7.20 (1.6-9.1)	2.22 (0.68-3.54)	3.24	7.2	5.9	A+	
	7	12	14	-	1.83	2.43	3.04	-	7.30 (2.8-9.2)	2.22 (0.98-3.56)	3.29	7.3	5.9	A+	
	7	12	18	-	1.68	2.24	3.78	-	7.70 (2.8-9.9)	2.22 (0.98-3.56)	3.47	7.7	5.8	A+	
	7	12	24	-	1.51	2.01	4.28	-	7.80 (2.8-10.1)	2.19 (0.98-3.56)	3.56	7.8	5.8	A+	
	7	14	14	-	1.68	2.81	2.81	-	7.30 (2.8-9.3)	2.22 (0.98-3.58)	3.29	7.3	5.9	A+	
	7	14	18	-	1.57	2.61	3.52	-	7.70 (3.5-10.0)	2.22 (1.17-3.58)	3.47	7.7	5.8	A+	
	7	14	24	-	1.44	2.39	4.07	-	7.90 (3.5-10.1)	2.20 (1.17-3.58)	3.59	7.9	5.8	A+	
	7	18	18	-	1.42	3.19	3.19	-	7.80 (3.5-10.1)	2.22 (1.17-3.58)	3.51	7.8	5.7	A+	
	7	18	24	-	1.30	2.92	3.68	-	7.90 (4.7-10.1)	2.22 (1.27-3.58)	3.56	7.9	5.7	A+	
	9	9	9	-	2.40	2.40	2.40	-	7.20 (2.8-8.9)	2.22 (0.98-3.42)	3.24	7.2	5.9	A+	
	9	9	12	-	2.26	2.26	2.68	-	7.20 (2.8-9.1)	2.22 (0.98-3.54)	3.24	7.2	5.9	A+	
	9	9	14	-	2.10	2.10	3.11	-	7.30 (2.8-9.2)	2.22 (0.98-3.57)	3.29	7.3	5.9	A+	
	9	9	18	-	1.93	1.93	3.85	-	7.70 (2.8-9.9)	2.22 (0.98-3.56)	3.47	7.7	5.8	A+	
	9	9	24	-	1.73	1.73	4.35	-	7.80 (2.8-10.1)	2.20 (1.17-3.54)	3.55	7.8	5.8	A+	
	9	12	12	-	2.14	2.53	2.53	-	7.20 (2.8-9.1)	2.22 (0.98-3.54)	3.24	7.2	5.9	A+	
	9	12	14	-	1.99	2.36	2.95	-	7.30 (2.8-9.2)	2.22 (0.98-3.57)	3.29	7.3	5.9	A+	
	9	12	18	-	1.84	2.18	3.68	-	7.70 (2.8-9.9)	2.22 (0.98-3.56)	3.47	7.7	5.8	A+	
	9	12	24	-	1.66	1.97	4.18	-	7.80 (2.8-10.1)	2.19 (0.98-3.56)	3.56	7.8	5.8	A+	
	9	14	14	-	1.84	2.73	2.73	-	7.30 (3.5-9.3)	2.22 (1.17-3.58)	3.29	7.3	5.9	A+	
	9	14	18	-	1.74	2.58	3.48	-	7.80 (3.5-10.0)	2.22 (1.17-3.58)	3.51	7.8	5.8	A+	
	9	14	24	-	1.58	2.34	3.98	-	7.90 (3.5-10.1)	2.22 (1.27-3.56)	3.56	7.9	5.8	A+	
	9	18	18	-	1.56	3.12	3.12	-	7.80 (4.7-10.1)	2.22 (1.27-3.58)	3.51	7.8	5.7	A+	
	12	12	12	-	2.43	2.43	2.43	-	7.30 (2.8-9.2)	2.22 (0.98-3.55)	3.29	7.3	5.9	A+	
	12	12	14	-	2.28	2.28	2.85	-	7.40 (2.8-9.3)	2.22 (0.98-3.58)	3.33	7.4	5.9	A+	
	12	12	18	-	2.12	2.12	3.57	-	7.80 (3.5-10.0)	2.22 (1.17-3.57)	3.51	7.8	5.8	A+	
	12	12	24	-	1.92	1.92	4.07	-	7.90 (3.5-10.1)	2.20 (1.17-3.54)	3.59	7.9	5.8	A+	
	12	14	14	-	2.11	2.64	2.64	-	7.40 (3.5-9.4)	2.22 (1.17-3.58)	3.33	7.4	5.9	A+	
	12	14	18	-	1.98	2.48	3.34	-	7.80 (3.5-10.1)	2.22 (1.17-3.58)	3.51	7.8	5.8	A+	
	12	18	18	-	1.81	3.05	3.05	-	7.90 (4.7-10.1)	2.22 (1.27-3.58)	3.56	7.9	5.7	A+	
	4 Room	7	7	7	7	1.93	1.93	1.93	1.93	7.70 (1.6-9.6)	2.20 (0.68-3.41)	3.50	7.7	6.2	A++
		7	7	7	9	1.89	1.89	1.89	2.13	7.80 (1.6-9.8)	2.22 (0.68-3.54)	3.51	7.8	6.2	A++
		7	7	7	12	1.83	1.83	1.83	2.41	7.90 (1.6-9.9)	2.22 (0.68-3.54)	3.56	7.9	6.1	A++
		7	7	7	14	1.70	1.70	1.70	2.80	7.90 (2.8-9.9)	2.22 (0.98-3.56)	3.56	7.9	6.1	A++
		7	7	7	18	1.52	1.52	1.52	3.43	8.00 (2.8-10.1)	2.20 (0.98-3.55)	3.64	8.0	6.0	A+
		7	7	9	9	1.86	1.86	2.09	2.09	7.90 (2.8-9.7)	2.22 (0.98-3.42)	3.56	7.9	6.2	A++
		7	7	9	12	1.78	1.78	1.99	2.35	7.90 (2.8-9.9)	2.22 (0.98-3.55)	3.56	7.9	6.1	A++
		7	7	9	14	1.68	1.68	1.88	2.76	8.00 (2.8-10.0)	2.22 (0.98-3.57)	3.60	8.0	6.1	A++
		7	7	9	18	1.49	1.49	1.67	3.35	8.00 (3.5-10.1)	2.20 (1.17-3.55)	3.64	8.0	6.0	A+
		7	7	12	12	1.72	1.72	2.28	2.28	8.00 (2.8-10.0)	2.22 (0.98-3.55)	3.60	8.0	6.1	A++
		7	7	12	14	1.61	1.61	2.13	2.65	8.00 (2.8-10.0)	2.22 (0.98-3.57)	3.60	8.0	6.1	A++
		7	7	12	18	1.43	1.43	1.91	3.22	8.00 (3.5-10.1)	2.20 (1.17-3.56)	3.64	8.0	6.0	A+
7		7	14	14	1.50	1.50	2.50	2.50	8.00 (3.5-10.1)	2.22 (1.17-3.58)	3.60	8.0	6.0	A+	
7		7	14	18	1.35	1.35	2.25	3.04	8.00 (3.5-10.1)	2.22 (1.17-3.58)	3.60	8.0	6.0	A+	
7		9	9	9	1.81	2.03	2.03	2.03	7.90 (2.8-9.9)	2.22 (0.98-3.56)	3.56	7.9	6.2	A++	
7		9	9	12	1.76	1.96	1.96	2.32	8.00 (2.8-10.0)	2.22 (0.98-3.56)	3.60	8.0	6.1	A++	
7		9	9	14	1.64	1.83	1.83	2.70	8.00 (3.5-10.1)	2.22 (1.17-3.58)	3.60	8.0	6.1	A++	
7		9	9	18	1.45	1.64	1.64	3.27	8.00 (3.5-10.1)	2.22 (1.17-3.56)	3.60	8.0	6.0	A+	
7		9	12	12	1.68	1.88	2.22	2.22	8.00 (2.8-10.0)	2.22 (0.98-3.56)	3.60	8.0	6.1	A++	
7		9	12	14	1.57	1.76	2.08	2.59	8.00 (3.5-10.1)	2.22 (1.17-3.58)	3.60	8.0	6.0	A+	
7		9	12	18	1.40	1.58	1.87	3.15	8.00 (3.5-10.1)	2.22 (1.17-3.56)	3.60	8.0	6.0	A+	
7		9	14	14	1.48	1.66	2.43	2.43	8.00 (3.5-10.1)	2.22 (1.17-3.58)	3.60	8.0	6.0	A+	
7		9	14	18	1.32	1.49	2.21	2.98	8.00 (4.7-10.1)	2.22 (1.27-3.57)	3.60	8.0	6.0	A+	
7		12	12	12	1.61	2.13	2.13	2.13	8.00 (2.8-10.1)	2.22 (0.98-3.56)	3.60	8.0	6.0	A+	
7		12	12	14	1.51	2.00	2.00	2.49	8.00 (3.5-10.1)	2.22 (1.17-3.58)	3.60	8.0	6.0	A+	
7		12	12	18	1.35	1.80	1.80	3.04	8.00 (3.5-10.1)	2.22 (1.17-3.56)	3.60	8.0	6.0	A+	
7		12	14	14	1.41	1.89	2.35	2.35	8.00 (3.5-10.1)	2.22 (1.17-3.58)	3.60	8.0	6.0	A+	
9		9	9	9	2.00	2.00	2.00	2.00	8.00 (3.5-10.0)	2.22 (1.17-3.56)	3.60	8.0	6.2	A++	
9		9	9	12	1.91	1.91	1.91	2.27	8.00 (3.5-10.0)	2.22 (1.17-3.56)	3.60	8.0	6.1	A++	
9		9	9	14	1.79	1.79	1.79	2.63	8.00 (3.5-10.0)	2.22 (1.17-3.56)	3.60	8.0	6.0	A+	
9		9	9	18*	1.60	1.60	1.60	3.20	8.00 (4.7-10.0)	2.22 (1.17-3.56)	3.60	8.0	6.0	A+	
9		9	12	12	1.83	1.83	2.17	2.17	8.00 (3.5-10.0)	2.22 (1.17-3.56)	3.60	8.0	6.0	A+	
9		9	12	14	1.72	1.72	2.03	2.53	8.00 (3.5-10.0)	2.22 (1.17-3.56)	3.60	8.0	6.0	A+	
9		9	12	18**	1.54	1.54	1.83	3.09	8.00 (4.7-10.0)	2.22 (1.17-3.56)	3.60	8.0	6.0	A+	
9		9	14	14	1.62	1.62	2.38	2.38	8.00 (4.7-10.0)	2.22 (1.17-3.56)	3.60	8.0	6.0	A+	
9		12	12	12	1.76	2.08	2.08	2.08	8.00 (3.5-10.0)	2.22 (1.17-3.56)	3.60	8.0	6.0	A+	
9		12	12	14	1.66	1.95	1.95	2.44	8.00 (3.5-10.0)	2.22 (1.17-3.56)	3.60	8.0	6.0	A+	
9		12	14	14	1.55	1.85	2.30	2.30	8.00 (4.7-10.0)	2.22 (1.17-3.56)	3.60	8.0	6.0	A+	
12		12	12	12	2.00	2.00	2.00	2.00	8.00 (3.5-10.0)	2.22 (1.17-3.56)	3.60	8.0	6.0	A+	

Note: •7:7000Btu/h / 9:9000Btu/h / 12:12000Btu/h / 14:14000Btu/h / 18:18000Btu/h / 24:24000Btu/h models

•The above is the value for connecting with Wall Mounted type.

•3 or more indoor units should be connected.

•Cooling capacity is based on 27°CDB/19°CWB (indoor temperature), 35°CDB (outdoor temperature).

•Pipe Length: 5 m, Height difference: 0 m (Outdoor unit to Indoor unit)

•The Total ability of connected indoor unit is up to 49000Btu from 27000Btu.

*1: Connection of ASYG18L + ARYG09L + ARYG09L + ARYG09L is not available. All types other than this combination can be connected.

*2: Connection of ASYG18L + ARYG12L + ARYG09L + ARYG09L is not available. All types other than this combination can be connected.

4 Rooms Multi heating

AOYG30LAT4	Combination of Indoor Unit				HEATING OPERATION									
					Heating Capacity					Input Power (min-max)	COP	Seasonal Data		
					Room 1	Room 2	Room 3	Room 4	Total Capacity (min-max)			kW	Pdesign	SCOP
kW					kW									
3 Room	7	7	14	-	2.42	2.42	4.15	-	9.00 (1.8 - 10.1)	2.66 (0.58 - 3.53)	3.38	5.8	3.8	A
	7	7	18	-	2.27	2.27	4.86	-	9.40 (3.3 - 11.2)	2.46 (0.87 - 3.52)	3.82	5.8	3.8	A
	7	7	24	-	2.03	2.03	5.44	-	9.50 (3.3 - 11.5)	2.47 (0.87 - 3.52)	3.85	5.8	3.8	A
	7	9	12	-	2.49	2.94	3.56	-	9.00 (1.8 - 10.0)	2.69 (0.58 - 3.51)	3.35	5.8	3.8	A
	7	9	14	-	2.33	2.75	4.00	-	9.10 (3.3 - 10.2)	2.64 (0.87 - 3.50)	3.45	5.8	3.8	A
	7	9	18	-	2.17	2.56	4.66	-	9.40 (3.3 - 11.3)	2.45 (0.87 - 3.50)	3.84	5.8	3.8	A
	7	9	24	-	1.98	2.33	5.29	-	9.60 (3.3 - 11.5)	2.46 (0.87 - 3.51)	3.90	5.8	3.8	A
	7	12	12	-	2.33	3.33	3.33	-	9.00 (1.8 - 10.1)	2.66 (0.58 - 3.48)	3.38	5.8	3.8	A
	7	12	14	-	2.22	3.17	3.80	-	9.20 (3.3 - 10.3)	2.62 (0.87 - 3.48)	3.51	5.8	3.8	A
	7	12	18	-	2.08	2.97	4.45	-	9.50 (3.3 - 11.4)	2.44 (0.87 - 3.47)	3.89	5.8	3.8	A
	7	12	24	-	1.88	2.69	5.03	-	9.60 (3.3 - 11.7)	2.45 (0.87 - 3.56)	3.92	5.8	3.8	A
	7	14	14	-	2.10	3.60	3.60	-	9.30 (3.3 - 10.6)	2.59 (0.87 - 3.48)	3.59	5.8	3.8	A
	7	14	18	-	1.96	3.35	4.19	-	9.50 (3.7 - 11.5)	2.42 (0.97 - 3.52)	3.93	5.8	3.8	A
	7	14	24	-	1.78	3.05	4.77	-	9.60 (3.3 - 11.7)	2.45 (0.87 - 3.56)	3.92	5.8	3.8	A
	7	18	18	-	1.82	3.89	3.89	-	9.60 (3.7 - 12.0)	2.40 (0.97 - 3.52)	4.00	5.8	3.8	A
	7	18	24	-	1.65	3.53	4.42	-	9.60 (4.3 - 12.0)	2.40 (1.12 - 3.52)	4.00	5.8	3.8	A
	9	9	9	-	3.00	3.00	3.00	-	9.00 (3.3 - 10.0)	2.69 (0.87 - 3.51)	3.35	5.8	3.8	A
	9	9	12	-	2.80	2.80	3.39	-	9.00 (3.3 - 10.1)	2.67 (0.87 - 3.48)	3.37	5.8	3.8	A
	9	9	14	-	2.66	2.66	3.87	-	9.20 (3.3 - 10.3)	2.63 (0.87 - 3.48)	3.50	5.8	3.8	A
	9	9	18	-	2.49	2.49	4.52	-	9.50 (3.7 - 11.4)	2.44 (0.97 - 3.48)	3.89	5.8	3.8	A
	9	9	24	-	2.25	2.25	5.11	-	9.60 (3.7 - 11.7)	2.45 (0.97 - 3.57)	3.92	5.8	3.8	A
	9	12	12	-	2.65	3.22	3.22	-	9.10 (3.3 - 10.3)	2.65 (0.87 - 3.52)	3.43	5.8	3.8	A
	9	12	14	-	2.53	3.07	3.69	-	9.30 (3.3 - 10.5)	2.61 (0.87 - 3.52)	3.56	5.8	3.8	A
	9	12	18	-	2.36	2.86	4.29	-	9.50 (3.7 - 11.4)	2.43 (0.97 - 3.47)	3.91	5.8	3.8	A
	9	12	24	-	2.14	2.59	4.86	-	9.60 (3.7 - 11.8)	2.44 (0.97 - 3.55)	3.93	5.8	3.8	A
	9	14	14	-	2.38	3.46	3.46	-	9.30 (3.7 - 10.7)	2.58 (0.97 - 3.46)	3.60	5.8	3.8	A
	9	14	18	-	2.22	3.23	4.04	-	9.50 (3.7 - 11.6)	2.41 (0.97 - 3.51)	3.94	5.8	3.8	A
	9	14	24	-	2.03	2.95	4.62	-	9.60 (4.3 - 11.9)	2.42 (1.12 - 3.57)	3.97	5.8	3.8	A
	9	18	18	-	2.07	3.76	3.76	-	9.60 (4.3 - 12.0)	2.40 (1.12 - 3.52)	4.00	5.8	3.8	A
	12	12	12	-	3.07	3.07	3.07	-	9.20 (3.3 - 10.3)	2.63 (0.87 - 3.49)	3.50	5.8	3.8	A
	12	12	14	-	2.91	2.91	3.49	-	9.30 (3.3 - 10.6)	2.59 (0.87 - 3.49)	3.59	5.8	3.8	A
	12	12	18	-	2.71	2.71	4.07	-	9.50 (3.7 - 11.6)	2.42 (0.97 - 3.52)	3.93	5.8	3.8	A
	12	12	24	-	2.48	2.48	4.65	-	9.60 (3.7 - 11.8)	2.43 (0.97 - 3.54)	3.95	5.8	3.8	A
	12	14	14	-	2.76	3.32	3.32	-	9.40 (3.7 - 10.8)	2.40 (0.97 - 3.50)	3.92	5.8	3.8	A
	12	14	18	-	2.57	3.08	3.85	-	9.50 (3.7 - 11.6)	2.40 (0.97 - 3.49)	3.96	5.8	3.8	A
	12	18	18	-	2.40	3.60	3.60	-	9.60 (4.3 - 12.0)	2.40 (1.12 - 3.52)	4.00	5.8	3.8	A
	7	7	7	7	2.35	2.35	2.35	2.35	9.40 (1.8 - 10.8)	2.43 (0.58 - 3.47)	3.87	6.2	4.0	A+
	7	7	7	9	2.27	2.27	2.27	2.68	9.50 (1.8 - 10.9)	2.42 (0.58 - 3.51)	3.88	6.2	4.0	A+
	7	7	7	12	2.14	2.14	2.14	3.06	9.50 (1.8 - 11.1)	2.41 (0.58 - 3.55)	3.94	6.2	4.0	A+
	7	7	7	14	2.04	2.04	2.04	3.49	9.60 (3.3 - 11.3)	2.38 (0.87 - 3.56)	4.03	6.2	4.0	A+
	7	7	7	18	1.87	1.87	1.87	4.00	9.60 (3.3 - 12.0)	2.27 (0.87 - 3.56)	4.23	6.2	4.0	A+
	7	7	9	9	2.18	2.18	2.57	2.57	9.50 (3.3 - 10.9)	2.41 (0.87 - 3.44)	3.94	6.2	4.0	A+
	7	7	9	12	2.06	2.06	2.43	2.95	9.50 (3.3 - 11.1)	2.40 (0.87 - 3.54)	3.96	6.2	4.0	A+
	7	7	9	14	1.96	1.96	2.31	3.36	9.60 (3.3 - 11.4)	2.38 (0.87 - 3.54)	4.03	6.2	4.0	A+
	7	7	9	18	1.80	1.80	2.13	3.87	9.60 (3.7 - 12.0)	2.27 (0.97 - 3.55)	4.23	6.2	4.0	A+
	7	7	12	12	1.98	1.98	2.82	2.82	9.60 (3.3 - 11.3)	2.39 (0.87 - 3.57)	4.02	6.2	4.0	A+
	7	7	12	14	1.87	1.87	2.67	3.20	9.60 (3.3 - 11.5)	2.36 (0.87 - 3.58)	4.07	6.2	4.0	A+
	7	7	12	18	1.72	1.72	2.46	3.69	9.60 (3.7 - 12.0)	2.27 (0.97 - 3.58)	4.23	6.2	4.0	A+
7	7	14	14	1.77	1.77	3.03	3.03	9.60 (3.7 - 11.8)	2.34 (0.97 - 3.58)	4.10	6.2	4.0	A+	
7	7	14	18	1.64	1.64	2.81	3.51	9.60 (3.7 - 12.0)	2.27 (0.97 - 3.56)	4.23	6.2	4.0	A+	
7	9	9	9	2.09	2.47	2.47	2.47	9.50 (3.3 - 11.2)	2.40 (0.87 - 3.54)	4.00	6.2	4.0	A+	
7	9	9	12	2.01	2.36	2.36	2.87	9.60 (3.3 - 11.3)	2.39 (0.87 - 3.58)	4.02	6.2	4.0	A+	
7	9	9	14	1.89	2.23	2.23	3.25	9.60 (3.7 - 11.5)	2.37 (0.97 - 3.58)	4.05	6.2	4.0	A+	
7	9	9	18	1.75	2.06	2.06	3.74	9.60 (3.7 - 12.0)	2.27 (0.97 - 3.58)	4.23	6.2	4.0	A+	
7	9	12	12	1.91	2.25	2.72	2.72	9.60 (3.3 - 11.4)	2.38 (0.87 - 3.58)	4.03	6.2	4.0	A+	
7	9	12	14	1.80	2.13	2.58	3.09	9.60 (3.7 - 11.6)	2.35 (0.97 - 3.58)	4.09	6.2	4.0	A+	
7	9	12	18	1.67	1.97	2.39	3.58	9.60 (3.7 - 12.0)	2.27 (0.97 - 3.58)	4.23	6.2	4.0	A+	
7	9	14	14	1.71	2.02	2.94	2.94	9.60 (3.7 - 11.8)	2.33 (0.97 - 3.58)	4.12	6.2	4.0	A+	
7	9	14	18	1.59	1.87	2.73	3.41	9.60 (4.3 - 12.0)	2.27 (1.12 - 3.58)	4.23	6.2	4.0	A+	
7	12	12	12	1.81	2.59	2.59	2.59	9.60 (3.3 - 11.5)	2.37 (0.87 - 3.58)	4.05	6.2	4.0	A+	
7	12	12	14	1.72	2.46	2.46	2.95	9.60 (3.7 - 11.7)	2.34 (0.97 - 3.58)	4.10	6.2	4.0	A+	
7	12	12	18	1.60	2.29	2.29	3.43	9.60 (3.7 - 12.0)	2.27 (0.97 - 3.56)	4.23	6.2	4.0	A+	
7	12	14	14	1.64	2.34	2.81	2.81	9.60 (3.7 - 11.9)	2.32 (0.97 - 3.58)	4.14	6.2	4.0	A+	
9	9	9	9	2.40	2.40	2.40	2.40	9.60 (3.7 - 11.3)	2.40 (0.97 - 3.58)	4.00	6.2	4.0	A+	
9	9	9	12	2.28	2.28	2.28	2.76	9.60 (3.7 - 11.4)	2.38 (0.97 - 3.58)	4.03	6.2	4.0	A+	
9	9	9	14	2.16	2.16	2.16	3.14	9.60 (3.7 - 11.6)	2.36 (0.97 - 3.58)	4.07	6.2	4.0	A+	
9	9	9	18*	1.99	1.99	1.99	3.62	9.60 (4.3 - 12.0)	2.27 (1.12 - 3.58)	4.23	6.2	4.0	A+	
9	9	12	12	2.17	2.17	2.63	2.63	9.60 (3.7 - 11.5)	2.37 (0.97 - 3.58)	4.05	6.2	4.0	A+	
9	9	12	14	2.06	2.06	2.49	2.99	9.60 (3.7 - 11.7)	2.35 (0.97 - 3.58)	4.09	6.2	4.0	A+	
9	9	12	18**	1.91	1.91	2.31	3.47	9.60 (4.3 - 12.0)	2.27 (1.12 - 3.58)	4.23	6.2	4.0	A+	
9	9	14	14	1.96	1.96	2.84	2.84	9.60 (4.3 - 11.9)	2.33 (1.12 - 3.58)	4.12	6.2	4.0	A+	
9	12	12	12	2.07	2.51	2.51	2.51	9.60 (3.7 - 11.6)	2.36 (0.97 - 3.58)	4.07	6.2	4.0	A+	
9	12	12	14	1.97	2.39	2.39	2.87	9.60 (3.7 - 11.8)	2.34 (0.97 - 3.58)	4.10	6.2	4.0	A+	
9	12	14	14	1.87	2.27	2.73	2.73	9.60 (4.3 - 11.9)	2.31 (1.12 - 3.58)	4.16	6.2	4.0	A+	
12	12	12	12	2.40	2.40	2.40	2.40	9.60 (3.7 - 11.6)	2.35 (0.97 - 3.58)	4.09	6.2	4.0	A+	

Note: •7:7000Btu/h / 9:9000Btu/h / 12:12000Btu/h / 14:14000Btu/h / 18:18000Btu/h / 24:24000Btu/h models

•The above is the value for connecting with Wall Mounted type.

•3 or more indoor units should be connected.

•Heating capacity is based on 20°CDB (indoor temperature), 7°CDB/6°CWB (outdoor temperature).

•Pipe Length: 5 m, Height difference: 0 m (Outdoor unit to Indoor unit)

•The Total ability of connected indoor unit is up to 49000Btu from 27000Btu.

*1: Connection of ASYG18L + ARYG09L + ARYG09L + ARYG09L is not available. All types other than this combination can be connected.

*2: Connection of ASYG18L + ARYG12L + ARYG09L + ARYG09L is not available. All types other than this combination can be connected.

MULTI SPLIT

5 Rooms Multi Combination Table-Cooling

5 Rooms Multi cooling

AOYG36LBLA5	Combination of Indoor Unit					COOLING OPERATION												
						Cooling Capacity					Input Power (min-max)	EER	Seasonal Data					
						Room 1	Room 2	Room 3	Room 4	Room 5			Total Capacity (min-max)	kW	Pdesign	SEER	Energy efficiency	
					kW	kW	kW	kW	kW	kW	kW	kW	kW	kW	kW	kW	kW	kW
2 Room	7	24	-	-	-	2.00	7.00	-	-	-	9.0 (3.5-11.1)	2.31 (0.8-3.29)	3.89	9.0	6.5	A++		
	9	24	-	-	-	2.50	7.00	-	-	-	9.5 (3.5-11.8)	2.53 (0.8-3.59)	3.75	9.5	6.5	A++		
	12	24	-	-	-	3.33	6.67	-	-	-	10.0 (3.5-12.5)	2.81 (0.8-3.88)	3.56	10.0	6.5	A++		
	14	24	-	-	-	3.68	6.32	-	-	-	10.0 (3.5-12.5)	2.81 (0.8-3.88)	3.56	10.0	6.5	A++		
	18	18	-	-	-	5.00	5.00	-	-	-	10.0 (3.5-12.5)	2.81 (0.8-3.88)	3.56	10.0	6.5	A++		
	18	24	-	-	-	4.29	5.71	-	-	-	10.0 (3.5-12.5)	2.79 (0.8-3.88)	3.58	10.0	6.4	A++		
	24	24	-	-	-	5.00	5.00	-	-	-	10.0 (3.5-12.5)	2.78 (0.8-3.88)	3.60	10.0	6.4	A++		
	7	7	14	-	-	2.00	2.00	4.00	-	-	8.0 (3.5-10.0)	1.90 (0.8-2.85)	4.21	8.0	6.7	A++		
	7	7	18	-	-	1.84	2.00	5.00	-	-	9.0 (3.5-11.4)	2.32 (0.8-3.44)	3.88	9.0	6.7	A++		
	7	7	24	-	-	1.84	1.84	6.32	-	-	10.0 (3.5-12.5)	2.81 (0.8-3.88)	3.56	10.0	6.6	A++		
3 Room	7	9	12	-	-	2.00	2.50	3.50	-	-	8.0 (3.5-10.0)	1.90 (0.8-2.85)	4.21	8.0	6.7	A++		
	7	9	14	-	-	2.00	2.50	4.00	-	-	8.5 (3.5-10.7)	2.10 (0.8-3.15)	4.05	8.5	6.7	A++		
	7	9	18	-	-	2.00	2.50	5.00	-	-	9.5 (3.5-12.1)	2.55 (0.8-3.74)	3.72	9.5	6.6	A++		
	7	9	24	-	-	1.75	2.25	6.00	-	-	10.0 (3.5-12.5)	2.80 (0.8-3.88)	3.57	10.0	6.6	A++		
	7	12	12	-	-	2.00	3.50	3.50	-	-	9.0 (3.5-11.1)	2.27 (0.8-3.29)	3.97	9.0	6.7	A++		
	7	12	14	-	-	2.00	3.50	4.00	-	-	9.5 (3.5-11.8)	2.50 (0.8-3.59)	3.80	9.5	6.7	A++		
	7	12	18	-	-	1.89	3.24	4.87	-	-	10.0 (3.5-12.5)	2.81 (0.8-3.88)	3.56	10.0	6.6	A++		
	7	12	24	-	-	1.63	2.79	5.58	-	-	10.0 (3.5-12.5)	2.79 (0.8-3.88)	3.59	10.0	6.6	A++		
	7	14	14	-	-	2.00	4.00	4.00	-	-	10.0 (3.5-12.5)	2.81 (0.8-3.88)	3.56	10.0	6.6	A++		
	7	14	18	-	-	1.79	3.59	4.62	-	-	10.0 (3.5-12.5)	2.80 (0.8-3.88)	3.57	10.0	6.6	A++		
4 Room	7	14	24	-	-	1.56	3.11	5.33	-	-	10.0 (3.5-12.5)	2.78 (0.8-3.88)	3.60	10.0	6.5	A++		
	7	18	18	-	-	1.62	4.19	4.19	-	-	10.0 (3.5-12.5)	2.79 (0.8-3.88)	3.59	10.0	6.6	A++		
	7	18	24	-	-	1.43	3.67	4.90	-	-	10.0 (3.5-12.5)	2.77 (0.8-3.88)	3.61	10.0	6.5	A++		
	9	9	9	-	-	2.50	2.50	2.50	-	-	7.5 (3.5-9.6)	1.74 (0.8-2.70)	4.30	7.5	6.7	A++		
	9	9	12	-	-	2.50	2.50	3.50	-	-	8.5 (3.5-10.7)	2.10 (0.8-3.15)	4.05	8.5	6.7	A++		
	9	9	14	-	-	2.50	2.50	4.00	-	-	9.0 (3.5-11.4)	2.32 (0.8-3.44)	3.88	9.0	6.7	A++		
	9	9	18	-	-	2.50	2.50	5.00	-	-	10.0 (3.5-12.5)	2.81 (0.8-3.88)	3.56	10.0	6.6	A++		
	9	9	24	-	-	2.14	2.14	5.72	-	-	10.0 (3.5-12.5)	2.79 (0.8-3.88)	3.58	10.0	6.6	A++		
	9	12	12	-	-	2.50	3.50	3.50	-	-	9.5 (3.5-11.8)	2.50 (0.8-3.59)	3.80	9.5	6.7	A++		
	9	12	14	-	-	2.50	3.50	4.00	-	-	10.0 (3.5-12.5)	2.81 (0.8-3.88)	3.56	10.0	6.6	A++		

Note: *7:7000Btu/h / 9:9000Btu/h / 12:12000Btu/h / 14:14000Btu/h / 18:18000Btu/h / 24:24000Btu/h models
 •The above is the value for connecting with Wall Mounted type.
 •2 or more indoor units should be connected.
 •Cooling capacity is based on 27°CDB/19°CWB (indoor temperature), 35°CDB (outdoor temperature).
 •Pipe Length: 5 m, Height difference: 0 m (Outdoor unit to Indoor unit)
 •The Total ability of connected indoor unit is up to 54000Btu from 27000Btu.

5 Rooms Multi cooling

AOYG36LBLA5	Combination of Indoor Unit					COOLING OPERATION										
						Cooling Capacity						Input Power (min-max)	EER	Seasonal Data		
						Room 1	Room 2	Room 3	Room 4	Room 5	Total Capacity (min-max)			kW	Pdesign kW	SEER
7	7	7	7	7	2.00	2.00	2.00	2.00	2.00	10.0 (3.5-12.5)	2.44 (0.8-3.88)	4.10	10.0	7.0	A++	
7	7	7	7	9	1.89	1.89	1.89	1.89	2.44	10.0 (3.5-12.5)	2.44 (0.8-3.88)	4.10	10.0	7.0	A++	
7	7	7	7	12	1.75	1.75	1.75	1.75	3.00	10.0 (3.5-12.5)	2.43 (0.8-3.88)	4.11	10.0	7.0	A++	
7	7	7	7	14	1.67	1.67	1.67	1.67	3.32	10.0 (3.5-12.5)	2.42 (0.8-3.88)	4.13	10.0	7.0	A++	
7	7	7	7	18	1.52	1.52	1.52	1.52	3.92	10.0 (3.5-12.5)	2.41 (0.8-3.88)	4.15	10.0	6.9	A++	
7	7	7	7	24	1.35	1.35	1.35	1.35	4.60	10.0 (3.5-12.5)	2.39 (0.8-3.88)	4.19	10.0	6.9	A++	
7	7	7	9	9	1.79	1.79	1.79	2.31	2.31	10.0 (3.5-12.5)	2.43 (0.8-3.88)	4.11	10.0	7.0	A++	
7	7	7	9	12	1.67	1.67	1.67	2.14	2.85	10.0 (3.5-12.5)	2.42 (0.8-3.88)	4.13	10.0	7.0	A++	
7	7	7	9	14	1.59	1.59	1.59	2.05	3.18	10.0 (3.5-12.5)	2.42 (0.8-3.88)	4.14	10.0	7.0	A++	
7	7	7	9	18	1.46	1.46	1.46	1.88	3.74	10.0 (3.5-12.5)	2.40 (0.8-3.88)	4.17	10.0	6.9	A++	
7	7	7	9	24	1.30	1.30	1.30	1.67	4.43	10.0 (3.5-12.5)	2.38 (0.8-3.88)	4.21	10.0	6.9	A++	
7	7	7	12	12	1.56	1.56	1.56	2.66	2.66	10.0 (3.5-12.5)	2.41 (0.8-3.88)	4.15	10.0	7.0	A++	
7	7	7	12	14	1.49	1.49	1.49	2.55	2.98	10.0 (3.5-12.5)	2.40 (0.8-3.88)	4.16	10.0	6.9	A++	
7	7	7	12	18	1.37	1.37	1.37	2.35	3.54	10.0 (3.5-12.5)	2.39 (0.8-3.88)	4.19	10.0	6.9	A++	
7	7	7	14	14	1.43	1.43	1.43	2.86	2.86	10.0 (3.5-12.5)	2.40 (0.8-3.88)	4.17	10.0	6.9	A++	
7	7	7	14	18	1.32	1.32	1.32	2.64	3.40	10.0 (3.5-12.5)	2.38 (0.8-3.88)	4.20	10.0	6.9	A++	
7	7	9	9	9	1.70	1.70	2.20	2.20	2.20	10.0 (3.5-12.5)	2.43 (0.8-3.88)	4.12	10.0	7.0	A++	
7	7	9	9	12	1.59	1.59	2.05	2.05	2.72	10.0 (3.5-12.5)	2.42 (0.8-3.88)	4.14	10.0	7.0	A++	
7	7	9	9	14	1.52	1.52	1.96	1.96	3.04	10.0 (3.5-12.5)	2.41 (0.8-3.88)	4.15	10.0	6.9	A++	
7	7	9	9	18	1.40	1.40	1.80	1.80	3.60	10.0 (3.5-12.5)	2.39 (0.8-3.88)	4.18	10.0	6.9	A++	
7	7	9	12	12	1.49	1.49	1.92	2.55	2.55	10.0 (3.5-12.5)	2.40 (0.8-3.88)	4.16	10.0	6.9	A++	
7	7	9	12	14	1.43	1.43	1.84	2.45	2.85	10.0 (3.5-12.5)	2.40 (0.8-3.88)	4.17	10.0	6.9	A++	
7	7	9	12	18	1.32	1.32	1.70	2.26	3.40	10.0 (3.5-12.5)	2.38 (0.8-3.88)	4.20	10.0	6.9	A++	
7	7	9	14	14	1.37	1.37	1.76	2.75	2.75	10.0 (3.5-12.5)	2.39 (0.8-3.88)	4.19	10.0	6.9	A++	
7	7	12	12	12	1.40	1.40	2.40	2.40	2.40	10.0 (3.5-12.5)	2.39 (0.8-3.88)	4.18	10.0	6.9	A++	
7	7	12	12	14	1.35	1.35	2.31	2.31	2.68	10.0 (3.5-12.5)	2.39 (0.8-3.88)	4.19	10.0	6.9	A++	
7	7	12	14	14	1.30	1.30	2.22	2.59	2.59	10.0 (3.5-12.5)	2.38 (0.8-3.88)	4.21	10.0	6.9	A++	
7	9	9	9	9	1.64	2.09	2.09	2.09	2.09	10.0 (3.5-12.5)	2.42 (0.8-3.88)	4.13	10.0	7.0	A++	
7	9	9	9	12	1.52	1.96	1.96	1.96	2.60	10.0 (3.5-12.5)	2.41 (0.8-3.88)	4.15	10.0	6.9	A++	
7	9	9	9	14	1.46	1.88	1.88	1.88	2.90	10.0 (3.5-12.5)	2.40 (0.8-3.88)	4.17	10.0	6.9	A++	
7	9	9	9	18	1.35	1.73	1.73	1.73	3.46	10.0 (3.5-12.5)	2.39 (0.8-3.88)	4.19	10.0	6.9	A++	
7	9	9	12	12	1.42	1.84	1.84	2.45	2.45	10.0 (3.5-12.5)	2.40 (0.8-3.88)	4.17	10.0	6.9	A++	
7	9	9	12	14	1.37	1.76	1.76	2.35	2.76	10.0 (3.5-12.5)	2.39 (0.8-3.88)	4.19	10.0	6.9	A++	
7	9	9	14	14	1.32	1.70	1.70	2.64	2.64	10.0 (3.5-12.5)	2.38 (0.8-3.88)	4.20	10.0	6.9	A++	
7	9	12	12	12	1.34	1.73	2.31	2.31	2.31	10.0 (3.5-12.5)	2.39 (0.8-3.88)	4.19	10.0	6.9	A++	
7	9	12	12	14	1.30	1.67	2.22	2.22	2.59	10.0 (3.5-12.5)	2.38 (0.8-3.88)	4.21	10.0	6.9	A++	
9	9	9	9	9	2.00	2.00	2.00	2.00	2.00	10.0 (3.5-12.5)	2.41 (0.8-3.88)	4.15	10.0	7.0	A++	
9	9	9	9	12	1.88	1.88	1.88	1.88	2.48	10.0 (3.5-12.5)	2.40 (0.8-3.88)	4.17	10.0	6.9	A++	
9	9	9	9	14	1.80	1.80	1.80	1.80	2.80	10.0 (3.5-12.5)	2.39 (0.8-3.88)	4.18	10.0	6.9	A++	
9	9	9	9	18	1.67	1.67	1.67	1.67	3.32	10.0 (3.5-12.5)	2.38 (0.8-3.88)	4.21	10.0	6.9	A++	
9	9	9	12	12	1.76	1.76	1.76	2.36	2.36	10.0 (3.5-12.5)	2.39 (0.8-3.88)	4.19	10.0	6.9	A++	
9	9	9	12	14	1.70	1.70	1.70	2.26	2.64	10.0 (3.5-12.5)	2.38 (0.8-3.88)	4.20	10.0	6.9	A++	
9	9	12	12	12	1.67	1.67	2.22	2.22	2.22	10.0 (3.5-12.5)	2.38 (0.8-3.88)	4.21	10.0	6.9	A++	

- Note:
- 7:7000Btu/h / 9:9000Btu/h / 12:12000Btu/h / 14:14000Btu/h / 18:18000Btu/h / 24:24000Btu/h models
 - The above is the value for connecting with Wall Mounted type.
 - 2 or more indoor units should be connected.
 - Cooling capacity is based on 27°CDB/19°CWB (indoor temperature), 35°CDB (outdoor temperature).
 - Pipe Length: 5 m, Height difference: 0 m (Outdoor unit to Indoor unit)
 - The Total ability of connected indoor unit is up to 54000Btu from 27000Btu.

MULTI SPLIT

5 Rooms Multi Combination Table-Heating

5 Rooms Multi heating

AOYG36LBLA5	Combination of Indoor Unit					HEATING OPERATION										
						Heating Capacity					Input Power (min-max)	COP	Seasonal Data			
						Room 1	Room 2	Room 3	Room 4	Room 5			Total Capacity (min-max)	Pdesign	SCOP	Energy efficiency
					kW	kW	kW	kW	kW	kW	kW	kW	kW			
2 Room	7	24	-	-	-	2.40	8.40	-	-	-	10.8 (3.5-12.4)	2.97 (0.7-3.34)	3.64	8.9	3.9	A
	9	24	-	-	-	3.00	8.40	-	-	-	11.4 (3.5-13.2)	3.15 (0.7-3.58)	3.62	9.0	3.9	A
	12	24	-	-	-	4.00	8.00	-	-	-	12.0 (3.5-14.0)	3.34 (0.7-3.82)	3.59	9.0	4.0	A+
	14	24	-	-	-	4.42	7.58	-	-	-	12.0 (3.5-14.0)	3.43 (0.7-3.82)	3.60	9.0	4.0	A+
	18	18	-	-	-	6.00	6.00	-	-	-	12.0 (3.5-14.0)	3.34 (0.7-3.82)	3.59	9.0	4.0	A+
	18	24	-	-	-	5.14	6.86	-	-	-	12.0 (3.5-14.0)	3.32 (0.7-3.82)	3.61	9.0	4.0	A+
	24	24	-	-	-	6.00	6.00	-	-	-	12.0 (3.5-14.0)	3.31 (0.7-3.82)	3.62	9.0	4.0	A+
	7	7	14	-	-	2.40	2.40	4.80	-	-	9.6 (3.5-11.2)	2.45 (0.7-2.98)	3.92	8.8	4.0	A+
3 Room	7	7	18	-	-	2.40	2.40	6.00	-	-	10.8 (3.5-12.8)	2.80 (0.7-3.46)	3.86	9.0	4.0	A+
	7	7	24	-	-	2.21	2.21	7.58	-	-	12.0 (3.5-14.0)	3.14 (0.7-3.82)	3.82	9.0	4.0	A+
	7	9	12	-	-	2.40	3.00	4.20	-	-	9.6 (3.5-11.2)	2.45 (0.7-2.98)	3.92	8.8	4.0	A+
	7	9	14	-	-	2.40	3.00	4.80	-	-	10.2 (3.5-12.0)	2.63 (0.7-3.22)	3.88	8.9	4.0	A+
	7	9	18	-	-	2.40	3.00	6.00	-	-	11.4 (3.5-13.6)	2.97 (0.7-3.70)	3.84	9.0	4.0	A+
	7	9	24	-	-	2.10	2.70	7.20	-	-	12.0 (3.5-14.0)	3.13 (0.7-3.82)	3.83	9.0	4.0	A+
	7	12	12	-	-	2.40	4.20	4.20	-	-	10.8 (3.5-12.4)	2.79 (0.7-3.34)	3.87	8.9	4.0	A+
	7	12	14	-	-	2.40	4.20	4.80	-	-	11.4 (3.5-13.2)	2.96 (0.7-3.58)	3.85	9.0	4.0	A+
	7	12	18	-	-	2.27	3.89	5.84	-	-	12.0 (3.5-14.0)	3.14 (0.7-3.82)	3.82	9.0	4.0	A+
	7	12	24	-	-	1.95	3.35	6.70	-	-	12.0 (3.5-14.0)	3.13 (0.7-3.82)	3.83	9.0	4.0	A+
	7	14	14	-	-	2.40	4.80	4.80	-	-	12.0 (3.5-14.0)	3.14 (0.7-3.82)	3.82	9.0	4.0	A+
	7	14	18	-	-	2.15	4.31	5.54	-	-	12.0 (3.5-14.0)	3.13 (0.7-3.82)	3.83	9.0	4.0	A+
	7	14	24	-	-	1.87	3.73	6.40	-	-	12.0 (3.5-14.0)	3.13 (0.7-3.82)	3.84	9.0	4.0	A+
	7	18	18	-	-	1.96	5.02	5.02	-	-	12.0 (3.5-14.0)	3.13 (0.7-3.82)	3.83	9.0	4.0	A+
	7	18	24	-	-	1.71	4.41	5.88	-	-	12.0 (3.5-14.0)	3.13 (0.7-3.82)	3.84	9.0	4.0	A+
	9	9	9	-	-	3.00	3.00	3.00	-	-	9.0 (3.5-10.8)	2.29 (0.7-2.86)	3.93	8.8	4.0	A+
	9	9	12	-	-	3.00	3.00	4.20	-	-	10.2 (3.5-12.0)	2.63 (0.7-3.22)	3.88	8.9	4.0	A+
	9	9	14	-	-	3.00	3.00	4.80	-	-	10.8 (3.5-12.8)	2.80 (0.7-3.46)	3.86	9.0	4.0	A+
	9	9	18	-	-	3.00	3.00	6.00	-	-	12.0 (3.5-14.0)	3.14 (0.7-3.82)	3.82	9.0	4.0	A+
	9	9	24	-	-	2.57	2.57	6.86	-	-	12.0 (3.5-14.0)	3.13 (0.7-3.82)	3.83	9.0	4.0	A+
	9	12	12	-	-	3.00	4.20	4.20	-	-	11.4 (3.5-13.2)	2.96 (0.7-3.58)	3.85	9.0	4.0	A+
	9	12	14	-	-	3.00	4.20	4.80	-	-	12.0 (3.5-14.0)	3.14 (0.7-3.82)	3.82	9.0	4.0	A+
	9	12	18	-	-	2.77	3.69	5.54	-	-	12.0 (3.5-14.0)	3.13 (0.7-3.82)	3.83	9.0	4.0	A+
	9	12	24	-	-	2.40	3.20	6.40	-	-	12.0 (3.5-14.0)	3.13 (0.7-3.82)	3.84	9.0	4.0	A+
	9	14	14	-	-	2.92	4.54	4.54	-	-	12.0 (3.5-14.0)	3.14 (0.7-3.82)	3.82	9.0	4.0	A+
	9	14	18	-	-	2.63	4.10	5.27	-	-	12.0 (3.5-14.0)	3.13 (0.7-3.82)	3.83	9.0	4.0	A+
	9	14	24	-	-	2.30	3.57	6.13	-	-	12.0 (3.5-14.0)	3.13 (0.7-3.82)	3.84	9.0	4.0	A+
	9	18	18	-	-	2.40	4.80	4.80	-	-	12.0 (3.5-14.0)	3.13 (0.7-3.82)	3.84	9.0	4.0	A+
	9	18	24	-	-	2.12	4.24	5.64	-	-	12.0 (3.5-14.0)	3.12 (0.7-3.82)	3.85	9.0	4.0	A+
	12	12	12	-	-	4.00	4.00	4.00	-	-	12.0 (3.5-14.0)	3.14 (0.7-3.82)	3.82	9.0	4.0	A+
	12	12	14	-	-	3.79	3.79	4.42	-	-	12.0 (3.5-14.0)	3.14 (0.7-3.82)	3.82	9.0	4.0	A+
	12	12	18	-	-	3.43	3.43	5.14	-	-	12.0 (3.5-14.0)	3.13 (0.7-3.82)	3.83	9.0	4.0	A+
	12	12	24	-	-	3.00	3.00	6.00	-	-	12.0 (3.5-14.0)	3.13 (0.7-3.82)	3.84	9.0	4.0	A+
	12	14	14	-	-	3.60	4.20	4.20	-	-	12.0 (3.5-14.0)	3.13 (0.7-3.82)	3.83	9.0	4.0	A+
	12	14	18	-	-	3.27	3.82	4.91	-	-	12.0 (3.5-14.0)	3.13 (0.7-3.82)	3.83	9.0	4.0	A+
	12	14	24	-	-	2.88	3.36	5.76	-	-	12.0 (3.5-14.0)	3.13 (0.7-3.82)	3.84	9.0	4.0	A+
	12	18	18	-	-	3.00	4.50	4.50	-	-	12.0 (3.5-14.0)	3.13 (0.7-3.82)	3.84	9.0	4.0	A+
	12	18	24	-	-	2.67	4.00	5.33	-	-	12.0 (3.5-14.0)	3.12 (0.7-3.82)	3.85	9.0	4.0	A+
	14	14	14	-	-	4.00	4.00	4.00	-	-	12.0 (3.5-14.0)	3.13 (0.7-3.82)	3.83	9.0	4.0	A+
	14	14	18	-	-	3.65	3.65	4.70	-	-	12.0 (3.5-14.0)	3.13 (0.7-3.82)	3.84	9.0	4.0	A+
14	14	24	-	-	3.23	3.23	5.54	-	-	12.0 (3.5-14.0)	3.12 (0.7-3.82)	3.85	9.0	4.0	A+	
14	18	18	-	-	3.36	4.32	4.32	-	-	12.0 (3.5-14.0)	3.13 (0.7-3.82)	3.84	9.0	4.0	A+	
18	18	18	-	-	4.00	4.00	4.00	-	-	12.0 (3.5-14.0)	3.12 (0.7-3.82)	3.85	9.0	4.0	A+	
4 Room	7	7	7	7	-	2.40	2.40	2.40	2.40	-	9.6 (3.5-11.2)	2.31 (0.7-2.98)	4.16	8.8	4.2	A+
	7	7	7	9	-	2.40	2.40	2.40	3.00	-	10.2 (3.5-12.0)	2.47 (0.7-3.22)	4.13	8.9	4.2	A+
	7	7	7	12	-	2.40	2.40	2.40	4.20	-	11.4 (3.5-13.2)	2.79 (0.7-3.58)	4.09	9.0	4.2	A+
	7	7	7	14	-	2.40	2.40	2.40	4.80	-	12.0 (3.5-14.0)	2.95 (0.7-3.82)	4.07	9.0	4.2	A+
	7	7	7	18	-	2.15	2.15	2.15	5.55	-	12.0 (3.5-14.0)	2.94 (0.7-3.82)	4.08	9.0	4.2	A+
	7	7	7	24	-	1.87	1.87	1.87	6.39	-	12.0 (3.5-14.0)	2.93 (0.7-3.82)	4.10	9.0	4.2	A+
	7	7	9	9	-	2.40	2.40	3.00	3.00	-	10.8 (3.5-12.8)	2.64 (0.7-3.46)	4.09	9.0	4.2	A+
	7	7	9	12	-	2.40	2.40	3.00	4.20	-	12.0 (3.5-14.0)	2.95 (0.7-3.82)	4.07	9.0	4.2	A+
	7	7	9	14	-	2.27	2.27	2.92	4.54	-	12.0 (3.5-14.0)	2.95 (0.7-3.82)	4.07	9.0	4.2	A+
	7	7	9	18	-	2.05	2.05	2.63	5.27	-	12.0 (3.5-14.0)	2.94 (0.7-3.82)	4.08	9.0	4.2	A+
	7	7	9	24	-	1.79	1.79	2.30	6.12	-	12.0 (3.5-14.0)	2.93 (0.7-3.82)	4.10	9.0	4.2	A+
	7	7	12	12	-	2.21	2.21	3.79	3.79	-	12.0 (3.5-14.0)	2.94 (0.7-3.82)	4.08	9.0	4.2	A+
	7	7	12	14	-	2.10	2.10	3.60	4.20	-	12.0 (3.5-14.0)	2.94 (0.7-3.82)	4.08	9.0	4.2	A+
	7	7	12	18	-	1.91	1.91	3.27	4.91	-	12.0 (3.5-14.0)	2.93 (0.7-3.82)	4.09	9.0	4.2	A+
	7	7	12	24	-	1.68	1.68	2.88	5.76	-	12.0 (3.5-14.0)	2.92 (0.7-3.82)	4.11	9.0	4.2	A+
	7	7	14	14	-	2.00	2.00	4.00	4.00	-	12.0 (3.5-14.0)	2.93 (0.7-3.82)	4.09	9.0	4.2	A+
	7	7	14	18	-	1.83	1.83	3.65	4.69	-	12.0 (3.5-14.0)	2.93 (0.7-3.82)	4.10	9.0	4.2	A+
	7	7	14	24	-	1.62	1.62	3.23	5.53	-	12.0 (3.5-14.0)	2.92 (0.7-3.82)	4.11	9.0	4.2	A+
	7	7	18	18	-	1.68	1.68	4.32	4.32	-	12.0 (3.5-14.0)	2.92 (0.7-3.82)	4.11	9.0	4.2	A+
	7	9	9	9	-	2.40	3.00	3.00	3.00	-	11.4 (3.5-13.6)	2.80 (0.7-3.70)	4.07	9.0	4.2	A+
	7	9	9	12	-	2.27	2.92	2.92	3.89	-	12.0 (3.5-14.0)	2.95 (0.7-3.82)	4.07	9.0	4.2	A+
	7	9	9	14	-	2.15	2.77	2.77	4.31	-	12.0 (3.5-14.0)	2.94 (0.7-3.82)	4.08	9.0	4.2	A+
	7	9	9	18	-	1.95	2.51	2.51	5.03	-	12.0 (3.5-14.0)	2.93 (0.7-3.82)	4.09	9.0	4.2	A+
	7	9	9	24	-	1.71	2.20	2.20	5.89	-	12.0 (3.5-14.0)	2.92 (0.7-3.82)	4.11	9.0	4.2	A+
	7	9	12	12	-	2.10	2.70	3.60	3.60	-						

5 Rooms Multi heating

AOYG36LBLA5	Combination of Indoor Unit					HEATING OPERATION										
						Heating Capacity						Input Power (min-max)	COP	Seasonal Data		
						Room 1	Room 2	Room 3	Room 4	Room 5	Total Capacity (min-max)			kW	Pdesign	SCOP
	7	7	7	7	7	2.40	2.40	2.40	2.40	2.40	12.0 (3.5-14.0)	2.79 (0.7-3.82)	4.30	9.0	4.4	A+
	7	7	7	7	9	2.27	2.27	2.27	2.27	2.92	12.0 (3.5-14.0)	2.79 (0.7-3.82)	4.30	9.0	4.4	A+
	7	7	7	7	12	2.10	2.10	2.10	2.10	3.60	12.0 (3.5-14.0)	2.78 (0.7-3.82)	4.31	9.0	4.4	A+
	7	7	7	7	14	2.00	2.00	2.00	2.00	4.00	12.0 (3.5-14.0)	2.78 (0.7-3.82)	4.32	9.0	4.4	A+
	7	7	7	7	18	1.83	1.83	1.83	1.83	4.68	12.0 (3.5-14.0)	2.77 (0.7-3.82)	4.33	9.0	4.4	A+
	7	7	7	7	24	1.62	1.62	1.62	1.62	5.52	12.0 (3.5-14.0)	2.76 (0.7-3.82)	4.34	9.0	4.4	A+
	7	7	7	9	9	2.15	2.15	2.15	2.77	2.77	12.0 (3.5-14.0)	2.78 (0.7-3.82)	4.31	9.0	4.4	A+
	7	7	7	9	12	2.00	2.00	2.00	2.57	3.43	12.0 (3.5-14.0)	2.78 (0.7-3.82)	4.32	9.0	4.4	A+
	7	7	7	9	14	1.91	1.91	1.91	2.45	3.82	12.0 (3.5-14.0)	2.78 (0.7-3.82)	4.32	9.0	4.4	A+
	7	7	7	9	18	1.75	1.75	1.75	2.25	4.50	12.0 (3.5-14.0)	2.77 (0.7-3.82)	4.33	9.0	4.4	A+
	7	7	7	9	24	1.56	1.56	1.56	2.00	5.32	12.0 (3.5-14.0)	2.76 (0.7-3.82)	4.35	9.0	4.4	A+
	7	7	7	12	12	1.87	1.87	1.87	3.20	3.20	12.0 (3.5-14.0)	2.77 (0.7-3.82)	4.33	9.0	4.4	A+
	7	7	7	12	14	1.79	1.79	1.79	3.06	3.57	12.0 (3.5-14.0)	2.77 (0.7-3.82)	4.33	9.0	4.4	A+
	7	7	7	12	18	1.65	1.65	1.65	2.82	4.23	12.0 (3.5-14.0)	2.76 (0.7-3.82)	4.34	9.0	4.4	A+
	7	7	7	14	14	1.71	1.71	1.71	3.43	3.43	12.0 (3.5-14.0)	2.76 (0.7-3.82)	4.34	9.0	4.4	A+
	7	7	7	14	18	1.58	1.58	1.58	3.17	4.09	12.0 (3.5-14.0)	2.76 (0.7-3.82)	4.35	9.0	4.4	A+
	7	7	9	9	9	2.05	2.05	2.63	2.63	2.63	12.0 (3.5-14.0)	2.78 (0.7-3.82)	4.31	9.0	4.4	A+
	7	7	9	9	12	1.91	1.91	2.45	2.45	3.28	12.0 (3.5-14.0)	2.78 (0.7-3.82)	4.32	9.0	4.4	A+
	7	7	9	9	14	1.83	1.83	2.35	2.35	3.64	12.0 (3.5-14.0)	2.77 (0.7-3.82)	4.33	9.0	4.4	A+
	7	7	9	9	18	1.68	1.68	2.16	2.16	4.32	12.0 (3.5-14.0)	2.76 (0.7-3.82)	4.34	9.0	4.4	A+
	7	7	9	9	12	1.79	1.79	2.30	3.06	3.06	12.0 (3.5-14.0)	2.77 (0.7-3.82)	4.33	9.0	4.4	A+
	7	7	9	12	14	1.71	1.71	2.20	2.94	3.44	12.0 (3.5-14.0)	2.76 (0.7-3.82)	4.34	9.0	4.4	A+
	7	7	9	12	18	1.58	1.58	2.04	2.72	4.08	12.0 (3.5-14.0)	2.76 (0.7-3.82)	4.35	9.0	4.4	A+
	7	7	9	14	14	1.65	1.65	2.12	3.29	3.29	12.0 (3.5-14.0)	2.76 (0.7-3.82)	4.34	9.0	4.4	A+
	7	7	12	12	12	1.68	1.68	2.88	2.88	2.88	12.0 (3.5-14.0)	2.76 (0.7-3.82)	4.34	9.0	4.4	A+
	7	7	12	12	14	1.62	1.62	2.77	2.77	3.22	12.0 (3.5-14.0)	2.76 (0.7-3.82)	4.34	9.0	4.4	A+
	7	7	12	14	14	1.56	1.56	2.66	3.11	3.11	12.0 (3.5-14.0)	2.76 (0.7-3.82)	4.35	9.0	4.4	A+
	7	9	9	9	9	1.96	2.51	2.51	2.51	2.51	12.0 (3.5-14.0)	2.78 (0.7-3.82)	4.32	9.0	4.4	A+
	7	9	9	9	12	1.83	2.35	2.35	2.35	3.12	12.0 (3.5-14.0)	2.77 (0.7-3.82)	4.33	9.0	4.4	A+
	7	9	9	9	14	1.75	2.25	2.25	2.25	3.50	12.0 (3.5-14.0)	2.77 (0.7-3.82)	4.33	9.0	4.4	A+
	7	9	9	9	18	1.62	2.08	2.08	2.08	4.14	12.0 (3.5-14.0)	2.76 (0.7-3.82)	4.34	9.0	4.4	A+
	7	9	9	12	12	1.72	2.20	2.20	2.94	2.94	12.0 (3.5-14.0)	2.76 (0.7-3.82)	4.34	9.0	4.4	A+
	7	9	9	12	14	1.65	2.12	2.12	2.82	3.29	12.0 (3.5-14.0)	2.76 (0.7-3.82)	4.34	9.0	4.4	A+
	7	9	9	14	14	1.58	2.04	2.04	3.17	3.17	12.0 (3.5-14.0)	2.76 (0.7-3.82)	4.35	9.0	4.4	A+
	7	9	12	12	12	1.61	2.08	2.77	2.77	2.77	12.0 (3.5-14.0)	2.76 (0.7-3.82)	4.34	9.0	4.4	A+
	7	9	12	12	14	1.56	2.00	2.67	2.67	3.10	12.0 (3.5-14.0)	2.76 (0.7-3.82)	4.35	9.0	4.4	A+
	9	9	9	9	9	2.40	2.40	2.40	2.40	2.40	12.0 (3.5-14.0)	2.77 (0.7-3.82)	4.33	9.0	4.4	A+
	9	9	9	9	12	2.25	2.25	2.25	2.25	3.00	12.0 (3.5-14.0)	2.77 (0.7-3.82)	4.33	9.0	4.4	A+
	9	9	9	9	14	2.16	2.16	2.16	2.16	3.36	12.0 (3.5-14.0)	2.76 (0.7-3.82)	4.34	9.0	4.4	A+
	9	9	9	9	18	2.00	2.00	2.00	2.00	4.00	12.0 (3.5-14.0)	2.76 (0.7-3.82)	4.35	9.0	4.4	A+
	9	9	9	12	12	2.12	2.12	2.12	2.82	2.82	12.0 (3.5-14.0)	2.76 (0.7-3.82)	4.34	9.0	4.4	A+
	9	9	9	12	14	2.04	2.04	2.04	2.72	3.16	12.0 (3.5-14.0)	2.76 (0.7-3.82)	4.35	9.0	4.4	A+
	9	9	12	12	12	2.00	2.00	2.67	2.67	2.67	12.0 (3.5-14.0)	2.76 (0.7-3.82)	4.35	9.0	4.4	A+

Note: •7:7000Btu/h / 9:9000Btu/h / 12:12000Btu/h / 14:14000Btu/h / 18:18000Btu/h / 24:24000Btu/h models

- The above is the value for connecting with Wall Mounted type.
- 2 or more indoor units should be connected.
- Heating capacity is based on 20°CDB (indoor temperature), 7°CDB/6°CWB (outdoor temperature).
- Pipe Length: 5 m, Height difference: 0 m (Outdoor unit to Indoor unit)
- The Total ability of connected indoor unit is up to 54000Btu from 27000Btu.

6 Rooms Multi Combination Table-Cooling

6 Rooms Multi cooling

AOYG45LBLA6	Combination of Indoor Unit						COOLING OPERATION								
							Cooling Capacity						Total Capacity (min-max)	Input Power (min-max)	EER
							Room 1	Room 2	Room 3	Room 4	Room 5	Room 6			
		kW	kW	kW	kW	kW	kW	kW		kW					
2 Room	12	24	-	-	-	-	3.50	7.00	-	-	-	10.5 (3.5-11.5)	3.06 (0.8-3.32)	3.43	
	14	24	-	-	-	-	4.00	7.00	-	-	-	11.0 (3.5-12.1)	3.28 (0.8-3.70)	3.35	
	18	18	-	-	-	-	5.00	5.00	-	-	-	10.0 (3.5-11.5)	2.92 (0.8-3.32)	3.42	
	18	24	-	-	-	-	5.00	7.00	-	-	-	12.0 (3.5-13.4)	3.75 (0.8-4.46)	3.20	
	24	24	-	-	-	-	6.25	6.25	-	-	-	12.5 (3.5-14.0)	4.01 (0.8-4.84)	3.12	
	7	7	24	-	-	-	2.00	2.00	7.00	-	-	11.0 (3.5-12.1)	3.19 (0.8-3.70)	3.45	
	7	9	18	-	-	-	2.00	2.50	5.00	-	-	9.5 (3.5-10.8)	2.55 (0.8-2.93)	3.73	
	7	9	24	-	-	-	2.00	2.50	7.00	-	-	11.5 (3.5-12.7)	3.41 (0.8-4.08)	3.37	
	7	12	18	-	-	-	2.00	3.50	5.00	-	-	10.5 (3.5-11.8)	3.02 (0.8-3.51)	3.48	
	7	12	24	-	-	-	2.00	3.50	6.90	-	-	12.4 (3.5-13.7)	3.82 (0.8-4.65)	3.25	
	7	14	14	-	-	-	2.00	4.00	4.00	-	-	10.0 (3.5-11.1)	2.81 (0.8-3.13)	3.56	
	7	14	18	-	-	-	2.00	4.00	5.00	-	-	11.0 (3.5-12.4)	3.23 (0.8-3.89)	3.41	
7	14	24	-	-	-	1.94	3.89	6.67	-	-	12.5 (3.5-14.0)	3.89 (0.8-4.84)	3.21		
7	18	18	-	-	-	2.00	5.00	5.00	-	-	12.0 (3.5-13.7)	3.69 (0.8-4.65)	3.25		
7	18	24	-	-	-	1.79	4.59	6.12	-	-	12.5 (3.5-14.0)	3.87 (0.8-4.84)	3.23		
7	24	24	-	-	-	1.60	5.45	5.45	-	-	12.5 (3.5-14.0)	3.83 (0.8-4.84)	3.26		
9	9	18	-	-	-	2.50	2.50	5.00	-	-	10.0 (3.5-11.5)	2.84 (0.8-3.32)	3.52		
9	9	24	-	-	-	2.50	2.50	7.00	-	-	12.0 (3.5-13.4)	3.65 (0.8-4.46)	3.29		
9	12	14	-	-	-	2.50	3.50	4.00	-	-	10.0 (3.5-11.1)	2.81 (0.8-3.13)	3.56		
9	12	18	-	-	-	2.50	3.50	5.00	-	-	11.0 (3.5-12.4)	3.23 (0.8-3.89)	3.41		
9	12	24	-	-	-	2.50	3.33	6.67	-	-	12.5 (3.5-14.0)	3.89 (0.8-4.84)	3.21		
9	14	14	-	-	-	2.50	4.00	4.00	-	-	10.5 (3.5-11.8)	3.02 (0.8-3.51)	3.48		
9	14	18	-	-	-	2.50	4.00	5.00	-	-	11.5 (3.5-13.0)	3.45 (0.8-4.27)	3.33		
9	14	24	-	-	-	2.40	3.72	6.38	-	-	12.5 (3.5-14.0)	3.88 (0.8-4.84)	3.22		
9	18	18	-	-	-	2.50	5.00	5.00	-	-	12.5 (3.5-14.0)	3.89 (0.8-4.84)	3.21		
9	18	24	-	-	-	2.21	4.41	5.88	-	-	12.5 (3.5-14.0)	3.86 (0.8-4.84)	3.24		
9	24	24	-	-	-	1.98	5.26	5.26	-	-	12.5 (3.5-14.0)	3.82 (0.8-4.84)	3.27		
12	12	12	-	-	-	3.50	3.50	3.50	-	-	10.5 (3.5-11.5)	2.98 (0.8-3.32)	3.52		
12	12	14	-	-	-	3.50	3.50	4.00	-	-	11.0 (3.5-12.1)	3.19 (0.8-3.70)	3.45		
12	12	18	-	-	-	3.50	3.50	5.00	-	-	12.0 (3.5-13.4)	3.65 (0.8-4.46)	3.29		
12	12	24	-	-	-	3.13	3.13	6.24	-	-	12.5 (3.5-14.0)	3.87 (0.8-4.84)	3.23		
12	14	14	-	-	-	3.50	4.00	4.00	-	-	11.5 (3.5-12.7)	3.41 (0.8-4.08)	3.37		
12	14	18	-	-	-	3.50	4.00	5.00	-	-	12.5 (3.5-14.0)	3.89 (0.8-4.84)	3.21		
12	14	24	-	-	-	3.00	3.50	6.00	-	-	12.5 (3.5-14.0)	3.86 (0.8-4.84)	3.24		
12	18	18	-	-	-	3.12	4.69	4.69	-	-	12.5 (3.5-14.0)	3.87 (0.8-4.84)	3.23		
12	18	24	-	-	-	2.78	4.17	5.55	-	-	12.5 (3.5-14.0)	3.85 (0.8-4.84)	3.25		
12	24	24	-	-	-	2.50	5.00	5.00	-	-	12.5 (3.5-14.0)	3.81 (0.8-4.84)	3.28		
14	14	14	-	-	-	4.00	4.00	4.00	-	-	12.0 (3.5-13.4)	3.65 (0.8-4.46)	3.29		
14	14	18	-	-	-	3.80	3.80	4.90	-	-	12.5 (3.5-14.0)	3.88 (0.8-4.84)	3.22		
14	14	24	-	-	-	3.37	3.37	5.76	-	-	12.5 (3.5-14.0)	3.85 (0.8-4.84)	3.25		
14	18	18	-	-	-	3.50	4.50	4.50	-	-	12.5 (3.5-14.0)	3.86 (0.8-4.84)	3.24		
14	18	24	-	-	-	3.13	4.02	5.35	-	-	12.5 (3.5-14.0)	3.83 (0.8-4.84)	3.26		
14	24	24	-	-	-	2.82	4.84	4.84	-	-	12.5 (3.5-14.0)	3.80 (0.8-4.84)	3.29		
18	18	18	-	-	-	4.17	4.17	4.17	-	-	12.5 (3.5-14.0)	3.85 (0.8-4.84)	3.25		
18	18	24	-	-	-	3.75	3.75	5.00	-	-	12.5 (3.5-14.0)	3.81 (0.8-4.84)	3.28		
7	7	7	14	-	-	2.00	2.00	2.00	4.00	-	10.0 (3.5-11.1)	2.50 (0.8-3.13)	4.00		
7	7	7	18	-	-	2.00	2.00	2.00	5.00	-	11.0 (3.5-12.4)	3.06 (0.8-3.89)	3.59		
7	7	7	24	-	-	1.94	1.94	1.94	6.68	-	12.5 (3.5-14.0)	3.77 (0.8-4.84)	3.32		
7	7	9	12	-	-	2.00	2.00	2.50	3.50	-	10.0 (3.5-11.1)	2.50 (0.8-3.13)	4.00		
7	7	9	14	-	-	2.00	2.00	2.50	4.00	-	10.5 (3.5-11.8)	2.79 (0.8-3.51)	3.76		
7	7	9	18	-	-	2.00	2.00	2.50	5.00	-	11.5 (3.5-13.0)	3.33 (0.8-4.27)	3.45		
7	7	9	24	-	-	1.86	1.86	2.39	6.39	-	12.5 (3.5-14.0)	3.75 (0.8-4.84)	3.33		
7	7	12	12	-	-	2.00	2.00	3.50	3.50	-	10.0 (3.5-11.5)	3.00 (0.8-3.70)	3.67		
7	7	12	14	-	-	2.00	2.00	3.50	4.00	-	11.5 (3.5-12.7)	3.27 (0.8-4.08)	3.52		
7	7	12	18	-	-	2.00	2.00	3.50	5.00	-	12.5 (3.5-14.0)	3.78 (0.8-4.84)	3.31		
7	7	12	24	-	-	1.75	1.75	3.00	6.00	-	12.5 (3.5-14.0)	3.74 (0.8-4.84)	3.34		
7	7	14	14	-	-	2.00	2.00	4.00	4.00	-	12.0 (3.5-13.4)	3.51 (0.8-4.46)	3.42		
7	7	14	18	-	-	1.90	1.90	3.80	4.90	-	12.5 (3.5-14.0)	3.77 (0.8-4.84)	3.32		
7	7	14	24	-	-	1.68	1.68	3.37	5.77	-	12.5 (3.5-14.0)	3.73 (0.8-4.84)	3.35		
7	7	18	18	-	-	1.75	1.75	4.50	4.50	-	12.5 (3.5-14.0)	3.74 (0.8-4.84)	3.34		
7	7	18	24	-	-	1.56	1.56	4.02	5.36	-	12.5 (3.5-14.0)	3.70 (0.8-4.84)	3.38		
7	7	24	24	-	-	1.41	1.41	4.84	4.84	-	12.5 (3.5-14.0)	3.67 (0.8-4.84)	3.41		
7	9	9	9	-	-	2.00	2.50	2.50	2.50	-	9.5 (3.5-10.8)	2.31 (0.8-2.93)	4.11		
7	9	9	12	-	-	2.00	2.50	2.50	3.50	-	10.5 (3.5-11.8)	2.79 (0.8-3.51)	3.76		
7	9	9	14	-	-	2.00	2.50	2.50	4.00	-	11.0 (3.5-12.4)	3.06 (0.8-3.89)	3.59		
7	9	9	18	-	-	2.00	2.50	2.50	5.00	-	12.0 (3.5-13.7)	3.57 (0.8-4.65)	3.36		
7	9	9	24	-	-	1.79	2.30	2.30	6.11	-	12.5 (3.5-14.0)	3.74 (0.8-4.84)	3.34		
7	9	12	12	-	-	2.00	2.50	3.50	3.50	-	11.5 (3.5-12.7)	3.27 (0.8-4.08)	3.52		
7	9	12	14	-	-	2.00	2.50	3.50	4.00	-	12.0 (3.5-13.4)	3.51 (0.8-4.46)	3.42		
7	9	12	18	-	-	1.90	2.45	3.26	4.89	-	12.5 (3.5-14.0)	3.77 (0.8-4.84)	3.32		
7	9	12	24	-	-	1.68	2.16	2.88	5.78	-	12.5 (3.5-14.0)	3.73 (0.8-4.84)	3.35		
7	9	14	14	-	-	2.00	2.50	4.00	4.00	-	12.5 (3.5-14.0)	3.78 (0.8-4.84)	3.31		
7	9	14	18	-	-	1.82	2.34	3.65	4.69	-	12.5 (3.5-14.0)	3.75 (0.8-4.84)	3.33		
7	9	14	24	-	-	1.62	2.08	3.24	5.56	-	12.5 (3.5-14.0)	3.71 (0.8-4.84)	3.37		
7	9	18	18	-	-	1.68	2.16	4.33	4.33	-	12.5 (3.5-14.0)	3.73 (0.8-4.84)	3.35		
7	9	18	24	-	-	1.51	1.94	3.88	5.17	-	12.5 (3.5-14.0)	3.69 (0.8-4.84)	3.39		
7	12	12	12	-	-	1.90	3.50	3.50	3.50	-	12.4 (3.5-13.7)	3.69 (0.8-4.65)	3.36		
7	12	12	14	-	-	1.94	3.33	3.33	3.90	-	12.5 (3.5-14.0)	3.77 (0.8-4.84)	3.32		
7	12	12	18	-	-	1.79	3.06	3.06	4.59	-	12.5 (3.5-14.0)	3.74 (0.8-4.84)	3.34		
7	12	12	24	-	-	1.59	2.73	2.73	5.45	-	12.5 (3.5-14.0)	3.71 (0.8-4.84)	3.37		
7	12	14	14	-	-	1.87	3.19	3.72	3.72	-	12.5 (3.5-14.0)	3.75 (0.8-4.84)	3.33		
7	12	14	18	-	-	1.72	2.94	3.43	4.41	-	12.5 (3.5-14.0)	3.73 (0.8-4.84)	3.35		
7	12	14	24	-	-	1.54	2.63	3.07	5.26	-	12.5 (3.5-14.0)	3.70 (0.8-4.84)	3.38		
7	12	18	18	-	-	1.59	2.73	4.09	4.09	-	12.5 (3.5-14.0)	3.71 (0.8-4.84)	3.37		
7	12	18	24	-	-	1.43	2.46	3.69	4.92	-	12.5 (3.5-14.0)	3.68 (0.8-4.84)	3.40		
7	14	14	14	-	-	1.79	3.57	3.57	3.57	-	12.5 (3.5-14.0)	3.74 (0.8-4.84)	3.34		
7	14	14	18	-	-	1.65	3.30	3.30	4.25	-	12.5 (3.5-14.0)	3.72 (0.8-4.84)	3.36		
7	14	14	24	-	-	1.48	2.97	2.97	5.08	-	12.5 (3.5-14.0)	3.69 (0.8-4.84)	3.39		
7	14	18	18	-	-	1.53	3.07	3.95	3.95	-	12.5 (3.5-14.0)	3.70 (0.8-4.84)	3.38		
7	18	18	18	-	-	1.43	3.69	3.69	3.69	-	12.5 (3.5-14.0)	3.68 (0.8-4.84)	3.40		
9	9	9	9	-	-	2.50	2.50	2.50	2.50	-	10.0 (3.5-11.5)	2.59 (0.8-3.32)	3.86		
9	9	9	12	-	-	2.50	2.50	2.50	3.50	-	11.0 (3.5-12.4)	3.06 (0.8-3.89)	3.59		
9	9	9	14	-	-	2.50	2.50	2.50	4.00	-	11.5 (3.5-13.0)</				

6 Rooms Multi cooling

AOYG45LBLA6		Combination of Indoor Unit		COOLING OPERATION											
				Cooling Capacity						Total Capacity (min-max)	Input Power (min-max)	EER			
				Room 1	Room 2	Room 3	Room 4	Room 5	Room 6				kW		
				kW	kW	kW	kW	kW	kW	kW					
4 Room	12	12	12	12	-	-	3.13	3.13	3.13	3.13	-	-	12.5 (3.5-14.0)	3.75 (0.8-4.84)	3.33
	12	12	12	14	-	-	3.00	3.00	3.00	3.50	-	-	12.5 (3.5-14.0)	3.74 (0.8-4.84)	3.34
	12	12	12	18	-	-	2.78	2.78	2.78	4.16	-	-	12.5 (3.5-14.0)	3.71 (0.8-4.84)	3.37
	12	12	12	24	-	-	2.50	2.50	2.50	5.00	-	-	12.5 (3.5-14.0)	3.68 (0.8-4.84)	3.40
	12	12	14	14	-	-	2.88	2.88	3.37	3.37	-	-	12.5 (3.5-14.0)	3.73 (0.8-4.84)	3.35
	12	12	14	18	-	-	2.68	2.68	3.13	4.01	-	-	12.5 (3.5-14.0)	3.70 (0.8-4.84)	3.38
	12	12	14	24	-	-	2.42	2.42	2.82	4.84	-	-	12.5 (3.5-14.0)	3.67 (0.8-4.84)	3.41
	12	12	18	18	-	-	2.50	2.50	3.75	3.75	-	-	12.5 (3.5-14.0)	3.68 (0.8-4.84)	3.40
	12	14	14	14	-	-	2.78	3.24	3.24	3.24	-	-	12.5 (3.5-14.0)	3.71 (0.8-4.84)	3.37
	12	14	14	18	-	-	2.59	3.02	3.02	3.87	-	-	12.5 (3.5-14.0)	3.69 (0.8-4.84)	3.39
	12	14	18	18	-	-	2.42	2.82	3.63	3.63	-	-	12.5 (3.5-14.0)	3.67 (0.8-4.84)	3.41
	7	7	7	7	7	7	7	2.00	2.00	2.00	2.00	2.00	10.0 (3.5-11.1)	2.44 (0.8-3.13)	4.10
	7	7	7	7	9	9	9	2.00	2.00	2.00	2.00	2.50	10.5 (3.5-11.8)	2.72 (0.8-3.51)	3.86
	7	7	7	7	12	12	12	2.00	2.00	2.00	2.00	3.50	11.5 (3.5-12.7)	3.18 (0.8-3.08)	3.62
	7	7	7	7	14	14	14	2.00	2.00	2.00	2.00	4.00	12.0 (3.5-13.4)	3.41 (0.8-4.46)	3.52
	7	7	7	7	18	18	18	1.90	1.90	1.90	1.90	4.90	12.5 (3.5-14.0)	3.65 (0.8-4.84)	3.42
	7	7	7	7	24	24	24	1.68	1.68	1.68	1.68	5.78	12.5 (3.5-14.0)	3.61 (0.8-4.84)	3.46
	7	7	7	9	9	9	9	2.00	2.00	2.00	2.50	2.50	11.0 (3.5-12.4)	2.98 (0.8-3.89)	3.69
	7	7	7	9	12	12	12	2.00	2.00	2.00	2.50	3.50	12.0 (3.5-13.4)	3.41 (0.8-4.46)	3.52
	7	7	7	9	14	14	14	2.00	2.00	2.00	2.50	4.00	12.5 (3.5-14.0)	3.67 (0.8-4.84)	3.41
	7	7	7	9	18	18	18	1.82	1.82	1.82	2.34	4.70	12.5 (3.5-14.0)	3.64 (0.8-4.84)	3.43
	7	7	7	9	24	24	24	1.62	1.62	1.62	2.08	5.56	12.5 (3.5-14.0)	3.60 (0.8-4.84)	3.47
	7	7	7	12	12	12	12	1.94	1.94	1.94	3.34	3.34	12.5 (3.5-14.0)	3.65 (0.8-4.84)	3.42
	7	7	7	12	14	14	14	1.86	1.86	1.86	3.19	3.73	12.5 (3.5-14.0)	3.64 (0.8-4.84)	3.43
	7	7	7	12	18	18	18	1.72	1.72	1.72	2.94	4.40	12.5 (3.5-14.0)	3.62 (0.8-4.84)	3.45
	7	7	7	12	24	24	24	1.54	1.54	1.54	2.63	5.25	12.5 (3.5-14.0)	3.58 (0.8-4.84)	3.49
	7	7	7	14	14	14	14	1.79	1.79	1.79	3.57	3.57	12.5 (3.5-14.0)	3.63 (0.8-4.84)	3.44
	7	7	7	14	18	18	18	1.65	1.65	1.65	3.30	4.25	12.5 (3.5-14.0)	3.60 (0.8-4.84)	3.47
	7	7	7	14	24	24	24	1.48	1.48	1.48	2.97	5.09	12.5 (3.5-14.0)	3.57 (0.8-4.84)	3.50
	7	7	7	18	18	18	18	1.54	1.54	1.54	3.94	3.94	12.5 (3.5-14.0)	3.58 (0.8-4.84)	3.49
	7	7	9	9	9	9	9	2.00	2.00	2.50	2.50	2.50	11.5 (3.5-13.0)	3.24 (0.8-4.27)	3.55
	7	7	9	9	12	12	12	2.00	2.00	2.50	2.50	3.50	12.5 (3.5-14.0)	3.67 (0.8-4.84)	3.41
	7	7	9	9	14	14	14	1.90	1.90	2.45	2.45	3.80	12.5 (3.5-14.0)	3.65 (0.8-4.84)	3.42
	7	7	9	9	18	18	18	1.75	1.75	2.25	2.25	4.50	12.5 (3.5-14.0)	3.62 (0.8-4.84)	3.45
	7	7	9	9	24	24	24	1.56	1.56	2.01	2.01	5.36	12.5 (3.5-14.0)	3.59 (0.8-4.84)	3.48
	7	7	9	12	12	12	12	1.86	1.86	2.40	2.40	3.19	12.5 (3.5-14.0)	3.64 (0.8-4.84)	3.43
	7	7	9	12	14	14	14	1.79	1.79	2.30	3.06	3.56	12.5 (3.5-14.0)	3.63 (0.8-4.84)	3.44
	7	7	9	12	18	18	18	1.65	1.65	2.12	2.83	4.25	12.5 (3.5-14.0)	3.60 (0.8-4.84)	3.47
	7	7	9	12	24	24	24	1.48	1.48	1.91	2.54	5.09	12.5 (3.5-14.0)	3.57 (0.8-4.84)	3.50
	7	7	9	14	14	14	14	1.72	1.72	2.20	3.43	3.43	12.5 (3.5-14.0)	3.62 (0.8-4.84)	3.45
7	7	9	14	18	18	18	1.59	1.59	2.05	3.18	4.09	12.5 (3.5-14.0)	3.59 (0.8-4.84)	3.48	
7	7	9	14	24	24	24	1.43	1.43	1.84	2.87	4.93	12.5 (3.5-14.0)	3.56 (0.8-4.84)	3.51	
7	7	9	18	18	18	18	1.48	1.48	1.92	3.81	3.81	12.5 (3.5-14.0)	3.57 (0.8-4.84)	3.50	
7	7	12	12	12	12	12	1.75	1.75	3.00	3.00	3.00	12.5 (3.5-14.0)	3.62 (0.8-4.84)	3.45	
7	7	12	12	14	14	14	1.68	1.68	2.88	2.88	3.38	12.5 (3.5-14.0)	3.61 (0.8-4.84)	3.46	
7	7	12	12	18	18	18	1.56	1.56	2.68	2.68	4.02	12.5 (3.5-14.0)	3.59 (0.8-4.84)	3.48	
7	7	12	12	24	24	24	1.41	1.41	2.42	2.42	4.84	12.5 (3.5-14.0)	3.55 (0.8-4.84)	3.52	
7	7	12	14	14	14	14	1.62	1.62	2.78	3.24	3.24	12.5 (3.5-14.0)	3.60 (0.8-4.84)	3.47	
7	7	12	14	18	18	18	1.51	1.51	2.59	3.02	3.87	12.5 (3.5-14.0)	3.57 (0.8-4.84)	3.50	
7	7	12	18	18	18	18	1.41	1.41	2.42	3.63	3.63	12.5 (3.5-14.0)	3.55 (0.8-4.84)	3.52	
7	7	14	14	14	14	14	1.56	1.56	3.13	3.13	3.13	12.5 (3.5-14.0)	3.59 (0.8-4.84)	3.48	
7	7	14	14	18	18	18	1.46	1.46	2.92	2.92	3.74	12.5 (3.5-14.0)	3.56 (0.8-4.84)	3.51	
9	9	9	9	9	9	9	2.00	2.50	2.50	2.50	2.50	12.0 (3.5-13.7)	3.47 (0.8-4.65)	3.46	
9	9	9	9	12	12	12	2.00	2.45	2.45	2.45	3.25	12.5 (3.5-14.0)	3.65 (0.8-4.84)	3.42	
9	9	9	9	14	14	14	1.82	2.34	2.34	2.34	3.66	12.5 (3.5-14.0)	3.64 (0.8-4.84)	3.43	
9	9	9	9	18	18	18	1.68	2.16	2.16	2.16	4.34	12.5 (3.5-14.0)	3.61 (0.8-4.84)	3.46	
9	9	9	9	24	24	24	1.51	1.94	1.94	1.94	5.17	12.5 (3.5-14.0)	3.57 (0.8-4.84)	3.50	
9	9	9	12	12	12	12	1.78	2.30	2.30	3.06	3.06	12.5 (3.5-14.0)	3.63 (0.8-4.84)	3.44	
9	9	9	12	14	14	14	1.72	2.21	2.21	2.94	3.42	12.5 (3.5-14.0)	3.62 (0.8-4.84)	3.45	
9	9	9	12	18	18	18	1.59	2.05	2.05	2.73	4.08	12.5 (3.5-14.0)	3.59 (0.8-4.84)	3.48	
9	9	9	12	24	24	24	1.43	1.84	1.84	2.46	4.93	12.5 (3.5-14.0)	3.56 (0.8-4.84)	3.51	
9	9	9	14	14	14	14	1.66	2.12	2.12	3.30	3.30	12.5 (3.5-14.0)	3.60 (0.8-4.84)	3.47	
9	9	9	14	18	18	18	1.54	1.97	1.97	3.07	3.95	12.5 (3.5-14.0)	3.58 (0.8-4.84)	3.49	
9	9	9	18	18	18	18	1.44	1.84	1.84	3.69	3.69	12.5 (3.5-14.0)	3.56 (0.8-4.84)	3.51	
9	9	12	12	12	12	12	1.69	2.17	2.88	2.88	2.88	12.5 (3.5-14.0)	3.61 (0.8-4.84)	3.46	
9	9	12	12	14	14	14	1.62	2.08	2.78	2.78	3.24	12.5 (3.5-14.0)	3.60 (0.8-4.84)	3.47	
9	9	12	12	18	18	18	1.51	1.94	2.59	2.59	3.87	12.5 (3.5-14.0)	3.57 (0.8-4.84)	3.50	
9	9	12	14	14	14	14	1.55	2.01	2.68	3.13	3.13	12.5 (3.5-14.0)	3.59 (0.8-4.84)	3.48	
9	9	12	14	18	18	18	1.46	1.88	2.50	2.92	3.74	12.5 (3.5-14.0)	3.56 (0.8-4.84)	3.51	
9	9	14	14	14	14	14	1.50	1.94	3.02	3.02	3.02	12.5 (3.5-14.0)	3.57 (0.8-4.84)	3.50	
9	9	14	14	18	18	18	1.41	1.81	2.82	2.82	3.64	12.5 (3.5-14.0)	3.55 (0.8-4.84)	3.52	
9	12	12	12	12	12	12	1.58	2.73	2.73	2.73	2.73	12.5 (3.5-14.0)	3.59 (0.8-4.84)	3.48	
9	12	12	12	14	14	14	1.54	2.63	2.63	2.63	3.07	12.5 (3.5-14.0)	3.58 (0.8-4.84)	3.49	
9	12	12	12	18	18	18	1.43	2.46	2.46	2.46	3.69	12.5 (3.5-14.0)	3.56 (0.8-4.84)	3.51	
9	12	12	14	14	14	14	1.48	2.54	2.54	2.97	2.97	12.5 (3.5-14.0)	3.57 (0.8-4.84)	3.50	
9	12	14	14	14	14	14	1.43	2.46	2.87	2.87	2.87	12.5 (3.5-14.0)	3.56 (0.8-4.84)	3.51	
9	9	9	9	9	9	9	2.50	2.50	2.50	2.50	2.50	12.5 (3.5-14.0)	3.65 (0.8-4.84)	3.42	
9	9	9	9	12	12	12	2.34	2.34	2.34	2.34	3.14	12.5 (3.5-14.0)	3.64 (0.8-4.84)	3.43	
9	9	9	9	14	14	14	2.25	2.25	2.25	2.25	3.50	12.5 (3.5-14.0)	3.62 (0.8-4.84)	3.45	
9	9	9	9	18	18	18	2.08	2.08	2.08	2.08	4.18	12.5 (3.5-14.0)	3.60 (0.8-4.84)	3.47	
9	9	9	9	24	24	24	1.88	1.88	1.88	1.88	4.98	12.5 (3.5-14.0)	3.56 (0.8-4.84)	3.51	
9	9	9	12	12	12	12	2.21	2.21	2.21	2.94	2.94	12.5 (3.5-14.0)	3.62 (0.8-4.84)	3.45	
9	9	9	12	14	14	14	2.12	2.12	2.12	2.83	3.31	12.5 (3.5-14.0)	3.60 (0.8-4.84)	3.47	
9	9	9	12	18	18	18	1.97	1.97	1.97	2.63	3.96	12.5 (3.5-14.0)	3.58 (0.8-4.84)	3.49	
9	9	9	14	14	14	14	2.05	2.05	2.05	3.18	3.18	12.5 (3.5-14.0)	3.59 (0.8-4.84)	3.48	
9	9	9	14	18	1										

MULTI SPLIT

6 Rooms Multi Combination Table-Cooling/Heating

6 Rooms Multi cooling

AOYG45LBLA6	Combination of Indoor Unit		COOLING OPERATION									EER
			Cooling Capacity						Total Capacity (min-max)	Input Power (min-max)		
			Room 1	Room 2	Room 3	Room 4	Room 5	Room 6			kW	
7	7	7	2.00	2.00	2.00	2.00	2.00	2.00	2.00	12.0 (3.5-13.4)	3.32 (0.8-4.46)	3.61
7	7	7	2.00	2.00	2.00	2.00	2.00	2.00	2.50	12.5 (3.5-14.0)	3.57 (0.8-4.84)	3.50
7	7	7	1.86	1.86	1.86	1.86	1.86	1.86	3.20	12.5 (3.5-14.0)	3.55 (0.8-4.84)	3.52
7	7	7	1.79	1.79	1.79	1.79	1.79	1.79	3.55	12.5 (3.5-14.0)	3.54 (0.8-4.84)	3.53
7	7	7	1.65	1.65	1.65	1.65	1.65	1.65	4.25	12.5 (3.5-14.0)	3.51 (0.8-4.84)	3.56
7	7	7	1.48	1.48	1.48	1.48	1.48	1.48	5.10	12.5 (3.5-14.0)	3.48 (0.8-4.84)	3.59
7	7	7	1.90	1.90	1.90	1.90	2.45	2.45	2.45	12.5 (3.5-14.0)	3.56 (0.8-4.84)	3.51
7	7	7	1.79	1.79	1.79	1.79	2.29	2.29	3.05	12.5 (3.5-14.0)	3.54 (0.8-4.84)	3.53
7	7	7	1.72	1.72	1.72	1.72	2.20	3.42	3.42	12.5 (3.5-14.0)	3.53 (0.8-4.84)	3.54
7	7	7	1.59	1.59	1.59	1.59	2.05	4.09	4.09	12.5 (3.5-14.0)	3.50 (0.8-4.84)	3.57
7	7	7	1.43	1.43	1.43	1.43	1.85	4.93	4.93	12.5 (3.5-14.0)	3.47 (0.8-4.84)	3.60
7	7	7	1.68	1.68	1.68	1.68	2.89	2.89	2.89	12.5 (3.5-14.0)	3.52 (0.8-4.84)	3.55
7	7	7	1.62	1.62	1.62	1.62	2.78	3.24	3.24	12.5 (3.5-14.0)	3.51 (0.8-4.84)	3.56
7	7	7	1.51	1.51	1.51	1.51	2.59	3.87	3.87	12.5 (3.5-14.0)	3.48 (0.8-4.84)	3.59
7	7	7	1.56	1.56	1.56	1.56	3.13	3.13	3.13	12.5 (3.5-14.0)	3.50 (0.8-4.84)	3.57
7	7	7	1.46	1.46	1.46	1.46	2.92	3.74	3.74	12.5 (3.5-14.0)	3.47 (0.8-4.84)	3.60
7	7	7	1.82	1.82	1.82	2.34	2.34	2.34	2.34	12.5 (3.5-14.0)	3.55 (0.8-4.84)	3.52
7	7	7	1.72	1.72	1.72	2.21	2.21	2.92	2.92	12.5 (3.5-14.0)	3.53 (0.8-4.84)	3.54
7	7	7	1.65	1.65	1.65	2.12	2.12	3.31	3.31	12.5 (3.5-14.0)	3.51 (0.8-4.84)	3.56
7	7	7	1.54	1.54	1.54	1.97	1.97	3.94	3.94	12.5 (3.5-14.0)	3.49 (0.8-4.84)	3.58
7	7	7	1.62	1.62	1.62	2.08	2.78	2.78	2.78	12.5 (3.5-14.0)	3.51 (0.8-4.84)	3.56
7	7	7	1.56	1.56	1.56	2.01	2.68	3.13	3.13	12.5 (3.5-14.0)	3.50 (0.8-4.84)	3.57
7	7	7	1.46	1.46	1.46	1.88	2.50	3.74	3.74	12.5 (3.5-14.0)	3.47 (0.8-4.84)	3.60
7	7	7	1.51	1.51	1.51	1.93	3.02	3.02	3.02	12.5 (3.5-14.0)	3.48 (0.8-4.84)	3.59
7	7	7	1.54	1.54	1.54	2.63	2.63	2.63	2.63	12.5 (3.5-14.0)	3.49 (0.8-4.84)	3.58
7	7	7	1.48	1.48	1.48	2.54	2.54	2.98	2.98	12.5 (3.5-14.0)	3.48 (0.8-4.84)	3.59
7	7	7	1.43	1.43	1.43	2.47	2.87	2.87	2.87	12.5 (3.5-14.0)	3.47 (0.8-4.84)	3.60
7	7	9	1.75	1.75	2.25	2.25	2.25	2.25	2.25	12.5 (3.5-14.0)	3.53 (0.8-4.84)	3.54
7	7	9	1.65	1.65	2.12	2.12	2.12	2.84	2.84	12.5 (3.5-14.0)	3.51 (0.8-4.84)	3.56
7	7	9	1.59	1.59	2.05	2.05	2.05	3.17	3.17	12.5 (3.5-14.0)	3.50 (0.8-4.84)	3.57
7	7	9	1.48	1.48	1.91	1.91	1.91	3.81	3.81	12.5 (3.5-14.0)	3.48 (0.8-4.84)	3.59
7	7	9	1.56	1.56	2.01	2.01	2.68	2.68	2.68	12.5 (3.5-14.0)	3.50 (0.8-4.84)	3.57
7	7	9	1.51	1.51	1.94	1.94	2.59	3.01	3.01	12.5 (3.5-14.0)	3.48 (0.8-4.84)	3.59
7	7	9	1.41	1.41	1.81	1.81	2.42	3.64	3.64	12.5 (3.5-14.0)	3.46 (0.8-4.84)	3.61
7	7	9	1.46	1.46	1.88	1.88	2.91	2.91	2.91	12.5 (3.5-14.0)	3.47 (0.8-4.84)	3.60
7	7	9	1.48	1.48	1.92	2.54	2.54	2.54	2.54	12.5 (3.5-14.0)	3.48 (0.8-4.84)	3.59
7	7	9	1.43	1.43	1.85	2.46	2.46	2.87	2.87	12.5 (3.5-14.0)	3.47 (0.8-4.84)	3.60
7	7	12	1.41	1.41	2.42	2.42	2.42	2.42	2.42	12.5 (3.5-14.0)	3.46 (0.8-4.84)	3.61
7	9	9	1.70	2.16	2.16	2.16	2.16	2.16	2.16	12.5 (3.5-14.0)	3.52 (0.8-4.84)	3.55
7	9	9	1.59	2.05	2.05	2.05	2.05	2.71	2.71	12.5 (3.5-14.0)	3.50 (0.8-4.84)	3.57
7	9	9	1.54	1.97	1.97	1.97	1.97	3.08	3.08	12.5 (3.5-14.0)	3.49 (0.8-4.84)	3.58
7	9	9	1.50	1.94	1.94	1.94	2.59	2.59	2.59	12.5 (3.5-14.0)	3.48 (0.8-4.84)	3.59
7	9	9	1.46	1.88	1.88	1.88	2.50	2.90	2.90	12.5 (3.5-14.0)	3.47 (0.8-4.84)	3.60
7	9	9	1.44	1.84	1.84	2.46	2.46	2.46	2.46	12.5 (3.5-14.0)	3.47 (0.8-4.84)	3.60
9	9	9	2.08	2.08	2.08	2.08	2.08	2.08	2.08	12.5 (3.5-14.0)	3.51 (0.8-4.84)	3.56
9	9	9	1.97	1.97	1.97	1.97	1.97	2.65	2.65	12.5 (3.5-14.0)	3.49 (0.8-4.84)	3.58
9	9	9	1.88	1.88	1.88	1.88	2.49	2.49	2.49	12.5 (3.5-14.0)	3.47 (0.8-4.84)	3.60

- Note:
- 7:7000Btu/h / 9:9000Btu/h / 12:12000Btu/h / 14:14000Btu/h / 18:18000Btu/h / 24:24000Btu/h models
 - The above is the value for connecting with Wall Mounted type.
 - 2 or more indoor units should be connected.
 - Cooling capacity is based on 27°CDB/19°CWB (indoor temperature), 35°CDB (outdoor temperature).
 - Pipe Length: 5 m, Height difference: 0 m (Outdoor unit to Indoor unit)
 - The Total ability of connected indoor unit is up to 62000Btu from 34000Btu.



MULTI SPLIT

6 Rooms Multi heating

AOYG45LBLA6		Combination of Indoor Unit		HEATING OPERATION									COP	
				Heating Capacity						Total Capacity (min-max)	Input Power (min-max)			
				Room 1 kW	Room 2 kW	Room 3 kW	Room 4 kW	Room 5 kW	Room 6 kW					
2 Room	12	24	-	-	-	4.07	8.13	-	-	-	12.2 (3.5-13.1)	3.41 (0.7-3.54)	3.58	
	14	24	-	-	-	4.61	7.89	-	-	-	12.5 (3.5-13.8)	3.56 (0.7-3.76)	3.51	
	18	18	-	-	-	6.10	6.10	-	-	-	12.2 (3.5-13.1)	3.41 (0.7-3.54)	3.58	
	18	24	-	-	-	5.66	7.54	-	-	-	13.2 (3.5-15.3)	3.78 (0.7-4.20)	3.49	
	24	24	-	-	-	6.75	6.75	-	-	-	13.5 (3.5-16.0)	3.89 (0.7-4.41)	3.47	
	7	7	24	-	-	2.30	2.30	7.90	-	-	12.5 (3.5-13.8)	3.43 (0.7-3.76)	3.64	
	7	9	18	-	-	2.35	3.02	6.03	-	-	11.4 (3.5-12.4)	2.98 (0.7-3.33)	3.83	
	7	9	24	-	-	2.24	2.88	7.68	-	-	12.8 (3.5-14.5)	3.54 (0.7-3.98)	3.62	
	7	12	18	-	-	2.33	3.99	5.98	-	-	12.3 (3.5-13.5)	3.35 (0.7-3.65)	3.67	
	7	12	24	-	-	2.17	3.71	7.42	-	-	13.3 (3.5-15.6)	3.69 (0.7-4.30)	3.60	
	7	14	14	-	-	2.40	4.80	4.80	-	-	12.0 (3.5-12.7)	3.15 (0.7-3.44)	3.81	
	7	14	18	-	-	2.28	4.56	5.86	-	-	12.7 (3.5-14.2)	3.49 (0.7-3.87)	3.64	
	7	14	24	-	-	2.10	4.20	7.20	-	-	13.5 (3.5-16.0)	3.75 (0.7-4.41)	3.60	
	7	18	18	-	-	2.16	5.57	5.57	-	-	13.3 (3.5-15.6)	3.69 (0.7-4.30)	3.60	
	7	18	24	-	-	1.93	4.96	6.61	-	-	13.5 (3.5-16.0)	3.74 (0.7-4.41)	3.61	
	7	24	24	-	-	1.72	5.89	5.89	-	-	13.5 (3.5-16.0)	3.72 (0.7-4.41)	3.63	
	9	9	18	-	-	3.05	3.05	6.10	-	-	12.2 (3.5-13.1)	3.28 (0.7-3.54)	3.72	
	9	9	24	-	-	2.83	2.83	7.54	-	-	13.2 (3.5-15.3)	3.64 (0.7-4.20)	3.63	
	9	12	14	-	-	3.09	4.11	4.80	-	-	12.0 (3.5-12.7)	3.15 (0.7-3.44)	3.81	
	9	12	18	-	-	2.93	3.91	5.86	-	-	12.7 (3.5-14.2)	3.49 (0.7-3.87)	3.64	
	9	12	24	-	-	2.70	3.60	7.20	-	-	13.5 (3.5-16.0)	3.75 (0.7-4.41)	3.60	
9	14	14	-	-	3.00	4.65	4.65	-	-	12.3 (3.5-13.5)	3.35 (0.7-3.65)	3.67		
9	14	18	-	-	2.85	4.44	5.71	-	-	13.0 (3.5-14.9)	3.59 (0.7-4.09)	3.62		
9	14	24	-	-	2.59	4.02	6.89	-	-	13.5 (3.5-16.0)	3.74 (0.7-4.41)	3.61		
9	18	18	-	-	2.70	5.40	5.40	-	-	13.5 (3.5-16.0)	3.75 (0.7-4.41)	3.60		
9	18	24	-	-	2.38	4.76	6.36	-	-	13.5 (3.5-16.0)	3.73 (0.7-4.41)	3.62		
9	24	24	-	-	2.14	5.68	5.68	-	-	13.5 (3.5-16.0)	3.71 (0.7-4.41)	3.64		
3 Room	12	12	12	-	-	4.07	4.07	4.07	-	-	12.2 (3.5-13.1)	3.28 (0.7-3.54)	3.72	
	12	12	14	-	-	3.94	3.95	4.61	-	-	12.5 (3.5-13.8)	3.43 (0.7-3.76)	3.64	
	12	12	18	-	-	3.77	3.77	5.66	-	-	13.2 (3.5-15.3)	3.64 (0.7-4.20)	3.63	
	12	12	24	-	-	3.38	3.38	6.74	-	-	13.5 (3.5-16.0)	3.74 (0.7-4.41)	3.61	
	12	14	14	-	-	3.84	4.48	4.48	-	-	12.8 (3.5-14.5)	3.54 (0.7-3.98)	3.62	
	12	14	18	-	-	3.68	4.30	5.52	-	-	13.5 (3.5-16.0)	3.75 (0.7-4.41)	3.60	
	12	14	24	-	-	3.24	3.78	6.48	-	-	13.5 (3.5-16.0)	3.74 (0.7-4.41)	3.61	
	12	18	18	-	-	3.38	5.06	5.06	-	-	13.5 (3.5-16.0)	3.74 (0.7-4.41)	3.61	
	12	18	24	-	-	3.00	4.50	6.00	-	-	13.5 (3.5-16.0)	3.72 (0.7-4.41)	3.63	
	12	24	24	-	-	2.70	5.40	5.40	-	-	13.5 (3.5-16.0)	3.71 (0.7-4.41)	3.64	
	14	14	14	-	-	4.40	4.40	4.40	-	-	13.2 (3.5-15.3)	3.64 (0.7-4.20)	3.63	
	14	14	18	-	-	4.11	4.11	5.28	-	-	13.5 (3.5-16.0)	3.75 (0.7-4.41)	3.60	
	14	14	24	-	-	3.63	3.63	6.24	-	-	13.5 (3.5-16.0)	3.73 (0.7-4.41)	3.62	
	14	18	18	-	-	3.78	4.86	4.86	-	-	13.5 (3.5-16.0)	3.74 (0.7-4.41)	3.61	
	14	18	24	-	-	3.38	4.34	5.78	-	-	13.5 (3.5-16.0)	3.72 (0.7-4.41)	3.63	
	14	24	24	-	-	3.04	5.23	5.23	-	-	13.5 (3.5-16.0)	3.70 (0.7-4.41)	3.65	
	18	18	18	-	-	4.50	4.50	4.50	-	-	13.5 (3.5-16.0)	3.72 (0.7-4.41)	3.63	
	18	18	24	-	-	4.05	4.05	5.40	-	-	13.5 (3.5-16.0)	3.71 (0.7-4.41)	3.64	
	4 Room	7	7	7	14	-	2.40	2.40	2.40	4.80	-	12.0 (3.5-12.7)	2.98 (0.7-3.44)	4.03
		7	7	7	18	-	2.28	2.28	2.28	5.86	-	12.7 (3.5-14.2)	3.35 (0.7-3.87)	3.79
		7	7	7	24	-	2.10	2.10	2.10	7.20	-	13.5 (3.5-16.0)	3.61 (0.7-4.41)	3.74
		7	7	9	12	-	2.40	2.40	3.09	4.11	-	12.0 (3.5-12.7)	2.98 (0.7-3.44)	4.03
		7	7	9	14	-	2.33	2.33	2.99	4.65	-	12.3 (3.5-13.5)	3.19 (0.7-3.65)	3.86
		7	7	9	18	-	2.22	2.22	2.85	5.71	-	13.0 (3.5-14.9)	3.46 (0.7-4.09)	3.76
		7	7	9	24	-	2.01	2.01	2.59	6.89	-	13.5 (3.5-16.0)	3.60 (0.7-4.41)	3.75
		7	7	12	12	-	2.80	3.20	3.95	3.95	-	12.5 (3.5-13.8)	3.28 (0.7-3.54)	3.81
		7	7	12	14	-	2.24	2.24	3.84	4.48	-	12.8 (3.5-14.5)	3.41 (0.7-3.98)	3.75
		7	7	12	18	-	2.15	2.15	3.68	5.52	-	13.5 (3.5-16.0)	3.61 (0.7-4.41)	3.74
		7	7	12	24	-	1.89	1.89	3.24	6.48	-	13.5 (3.5-16.0)	3.60 (0.7-4.41)	3.75
		7	7	14	14	-	2.20	2.20	4.40	4.40	-	13.2 (3.5-15.3)	3.52 (0.7-4.20)	3.75
		7	7	14	18	-	2.05	2.05	4.11	5.29	-	13.5 (3.5-16.0)	3.61 (0.7-4.41)	3.74
		7	7	14	24	-	1.82	1.82	3.63	6.23	-	13.5 (3.5-16.0)	3.59 (0.7-4.41)	3.76
		7	7	18	18	-	1.89	1.89	4.86	4.86	-	13.5 (3.5-16.0)	3.60 (0.7-4.41)	3.75
7		7	18	24	-	1.69	1.69	4.34	5.78	-	13.5 (3.5-16.0)	3.58 (0.7-4.41)	3.77	
7		7	24	24	-	1.52	1.52	5.23	5.23	-	13.5 (3.5-16.0)	3.56 (0.7-4.41)	3.79	
7		9	9	9	-	2.34	3.02	3.02	3.02	-	11.4 (3.5-12.4)	2.82 (0.7-3.33)	4.04	
7		9	9	12	-	2.33	2.99	2.99	3.99	-	12.3 (3.5-13.5)	3.19 (0.7-3.65)	3.86	
7		9	9	14	-	2.28	2.93	2.93	4.56	-	12.7 (3.5-14.2)	3.35 (0.7-3.87)	3.79	
7		9	9	18	-	2.17	2.78	2.78	5.57	-	13.3 (3.5-15.6)	3.56 (0.7-4.30)	3.74	
7		9	9	24	-	1.93	2.48	2.48	6.61	-	13.5 (3.5-16.0)	3.60 (0.7-4.41)	3.75	
7		9	12	12	-	2.24	2.88	3.84	3.84	-	12.8 (3.5-14.5)	3.41 (0.7-3.98)	3.75	
7		9	12	14	-	2.20	2.83	3.77	4.40	-	13.2 (3.5-15.3)	3.52 (0.7-4.20)	3.75	
7		9	12	18	-	2.05	2.64	3.52	5.29	-	13.5 (3.5-16.0)	3.61 (0.7-4.41)	3.74	
7		9	12	24	-	1.82	2.34	3.12	6.22	-	13.5 (3.5-16.0)	3.59 (0.7-4.41)	3.76	
7		9	14	14	-	2.15	2.75	4.30	4.30	-	13.5 (3.5-16.0)	3.61 (0.7-4.41)	3.74	
7		9	14	18	-	1.97	2.53	3.94	5.06	-	13.5 (3.5-16.0)	3.60 (0.7-4.41)	3.75	
7		9	14	24	-	1.75	2.25	3.50	6.00	-	13.5 (3.5-16.0)	3.58 (0.7-4.41)	3.77	
7		9	18	18	-	1.82	2.34	4.67	4.67	-	13.5 (3.5-16.0)	3.59 (0.7-4.41)	3.76	
7		9	18	24	-	1.63	2.09	4.19	5.59	-	13.5 (3.5-16.0)	3.57 (0.7-4.41)	3.78	
7		12	12	12	-	2.17	3.71	3.71	3.71	-	13.3 (3.5-15.6)	3.56 (0.7-4.30)	3.74	
7		12	12	14	-	2.10	3.60	3.60	4.20	-	13.5 (3.5-16.0)	3.61 (0.7-4.41)	3.74	
7		12	12	18	-	1.93	3.31	3.31	4.95	-	13.5 (3.5-16.0)	3.60 (0.7-4.41)	3.75	
7		12	12	24	-	1.72	2.95	2.95	5.88	-	13.5 (3.5-16.0)	3.58 (0.7-4.41)	3.77	
7		12	14	14	-	2.01	3.45	4.02	4.02	-	13.5 (3.5-16.0)	3.60 (0.7-4.41)	3.75	
7		12	14	18	-	1.85	3.18	3.71	4.76	-	13.5 (3.5-16.0)	3.59 (0.7-4.41)	3.76	
7		12	14	24	-	1.66	2.84	3.32	5.68	-	13.5 (3.5-16.0)	3.57 (0.7-4.41)	3.78	
7		12	18	18	-	1.72	2.94	4.42	4.42	-	13.5 (3.5-16.0)	3.58 (0.7-4.41)	3.77	
7		12	18	24	-	1.55	2.66	3.98	5.31	-	13.5 (3.5-16.0)	3.56 (0.7-4.41)	3.79	
7		14	14	14	-	1.92	3.86	3.86	3.86	-	13.5 (3.5-16.0)	3.60 (0.7-4.41)	3.75	
7		14	14	18	-	1.78	3.57	3.57	4.58	-	13.5 (3.5-16.0)	3.59 (0.7-4.41)	3.76	
7		14	14	24	-	1.60	3.20	3.20	5.50	-	13.5 (3.5-16.0)	3.57 (0.7-4.41)	3.78	
7		14	18	18	-	1.66	3.32	4.26	4.26	-	13.5 (3.5-16.0)	3.57 (0.7-4.41)	3.78	
7		18	18	18	-	1.56	3.98	3.98	3.98	-	13.5 (3.5-16.0)	3.56 (0.7-4.41)	3.79	
9		9	9	9	-	3.05	3.05	3.05	3.05	-	12.2 (3.5-13.1)	3.09 (0.7-3.54)	3.95	
9	9	9	12	-	2.93	2.93	2.93	3.91	-	12.7 (3.5-14.2)	3.35 (0.7-3.87)	3.79		
9	9	9	14	-	2.85	2.85	2.85	4.45	-	13.0 (3.5-14.9)	3.46 (0.7-4.09)	3.76		
9	9	9	18	-	2.70	2.70	2.70	5.40	-	13.5 (3.5-16.0)	3.61 (0.7-4.41)	3.74		
9	9	9	24	-	2.38	2.38	2.38	6.36	-	13.5 (3.5-16.0)	3.59 (0.7-4.41)	3.76		
9	9	12	12	-	2.83	2.83	3.77	3.77	-	13.2 (3.5-15.3)	3.52 (0.7-4.20)	3.75		
9	9	12	14	-	2.76	2.76	3.68	4.30	-	13.5 (3.5-16.0)	3.61 (0.7-4.41)	3.74		
9	9	12	18	-	2.53	2.53	3.38	5.06	-	13.5 (3.5-16.0)	3.60 (0.7-4.41)			

6 Rooms Multi Combination Table-Heating

6 Rooms Multi heating

AOYG45LBLA6										HEATING OPERATION																			
										Combination of Indoor Unit										Heating Capacity							Input Power (min-max)		COP
										Room 1	Room 2	Room 3	Room 4	Room 5	Room 6	Total Capacity (min-max)				kW									
										kW	kW	kW	kW	kW	kW														
4 Room	12	12	12	12	-	-	3.38	3.38	3.38	3.38	-	-	-	-	13.5 (3.5-16.0)	3.60 (0.7-4.4)		3.75											
	12	12	12	14	-	-	3.24	3.24	3.24	3.78	-	-	-	-	13.5 (3.5-16.0)	3.60 (0.7-4.4)		3.75											
	12	12	12	18	-	-	3.00	3.00	3.00	4.50	-	-	-	-	13.5 (3.5-16.0)	3.58 (0.7-4.4)		3.77											
	12	12	12	24	-	-	2.70	2.70	2.70	5.40	-	-	-	-	13.5 (3.5-16.0)	3.57 (0.7-4.4)		3.78											
	12	12	14	14	-	-	3.12	3.12	3.63	3.63	-	-	-	-	13.5 (3.5-16.0)	3.59 (0.7-4.4)		3.76											
	12	12	14	18	-	-	2.89	2.89	3.38	4.34	-	-	-	-	13.5 (3.5-16.0)	3.58 (0.7-4.4)		3.77											
	12	12	14	24	-	-	2.61	2.61	3.05	5.23	-	-	-	-	13.5 (3.5-16.0)	3.56 (0.7-4.4)		3.79											
	12	12	18	18	-	-	2.70	2.70	4.05	4.05	-	-	-	-	13.5 (3.5-16.0)	3.57 (0.7-4.4)		3.78											
	12	14	14	14	-	-	3.00	3.50	3.50	3.50	-	-	-	-	13.5 (3.5-16.0)	3.58 (0.7-4.4)		3.77											
	12	14	14	18	-	-	2.79	3.26	3.26	4.19	-	-	-	-	13.5 (3.5-16.0)	3.57 (0.7-4.4)		3.78											
	12	14	18	18	-	-	2.61	3.05	3.92	3.92	-	-	-	-	13.5 (3.5-16.0)	3.56 (0.7-4.4)		3.79											
	7	7	7	7	7	7	-	2.40	2.40	2.40	2.40	2.40	-	-	12.0 (3.5-12.7)	2.82 (0.7-3.4)		4.26											
	7	7	7	7	7	9	-	2.33	2.33	2.33	2.33	2.98	-	-	12.3 (3.5-13.5)	3.03 (0.7-3.65)		4.06											
	7	7	7	7	7	12	-	2.24	2.24	2.24	2.24	3.84	-	-	12.8 (3.5-14.5)	3.29 (0.7-3.98)		3.89											
	7	7	7	7	7	14	-	2.20	2.20	2.20	2.20	4.40	-	-	13.2 (3.5-15.3)	3.40 (0.7-4.20)		3.88											
	7	7	7	7	7	18	-	2.05	2.05	2.05	2.05	5.30	-	-	13.5 (3.5-16.0)	3.49 (0.7-4.4)		3.87											
	7	7	7	7	24	-	1.82	1.82	1.82	1.82	6.22	-	-	-	13.5 (3.5-16.0)	3.47 (0.7-4.4)		3.89											
	7	7	7	9	9	-	2.28	2.28	2.28	2.93	2.93	-	-	-	12.7 (3.5-14.2)	3.23 (0.7-3.87)		3.93											
	7	7	7	9	9	12	-	2.20	2.20	2.20	2.83	3.77	-	-	13.2 (3.5-15.3)	3.40 (0.7-4.20)		3.88											
	7	7	7	9	9	14	-	2.15	2.15	2.15	2.76	4.29	-	-	13.5 (3.5-16.0)	3.49 (0.7-4.4)		3.87											
	7	7	7	9	9	18	-	1.97	1.97	1.97	2.53	5.06	-	-	13.5 (3.5-16.0)	3.48 (0.7-4.4)		3.88											
	7	7	7	9	9	24	-	1.75	1.75	1.75	2.25	6.00	-	-	13.5 (3.5-16.0)	3.46 (0.7-4.4)		3.90											
	7	7	7	12	12	-	2.10	2.10	2.10	3.60	3.60	-	-	-	13.5 (3.5-16.0)	3.49 (0.7-4.4)		3.87											
	7	7	7	12	14	-	2.01	2.01	2.01	3.45	4.02	-	-	-	13.5 (3.5-16.0)	3.48 (0.7-4.4)		3.88											
	7	7	7	12	18	-	1.85	1.85	1.85	3.18	4.77	-	-	-	13.5 (3.5-16.0)	3.47 (0.7-4.4)		3.89											
	7	7	7	12	24	-	1.66	1.66	1.66	2.84	5.68	-	-	-	13.5 (3.5-16.0)	3.45 (0.7-4.4)		3.91											
	7	7	7	14	14	-	1.93	1.93	1.93	3.86	3.86	-	-	-	13.5 (3.5-16.0)	3.48 (0.7-4.4)		3.88											
	7	7	7	14	18	-	1.78	1.78	1.78	3.57	4.59	-	-	-	13.5 (3.5-16.0)	3.47 (0.7-4.4)		3.89											
	7	7	7	14	24	-	1.60	1.60	1.60	3.20	5.50	-	-	-	13.5 (3.5-16.0)	3.45 (0.7-4.4)		3.91											
	7	7	7	18	18	-	1.66	1.66	1.66	4.26	4.26	-	-	-	13.5 (3.5-16.0)	3.45 (0.7-4.4)		3.91											
	7	7	9	9	9	-	2.22	2.22	2.85	2.85	2.85	-	-	-	13.0 (3.5-14.9)	3.34 (0.7-4.09)		3.89											
	7	7	9	9	12	-	2.15	2.15	2.76	2.76	3.68	-	-	-	13.5 (3.5-16.0)	3.49 (0.7-4.4)		3.87											
	7	7	9	9	14	-	2.05	2.05	2.64	2.64	4.12	-	-	-	13.5 (3.5-16.0)	3.49 (0.7-4.4)		3.87											
	7	7	9	9	18	-	1.89	1.89	2.43	2.43	4.86	-	-	-	13.5 (3.5-16.0)	3.48 (0.7-4.4)		3.88											
	7	7	9	9	24	-	1.69	1.69	2.17	2.17	5.78	-	-	-	13.5 (3.5-16.0)	3.46 (0.7-4.4)		3.90											
	7	7	9	12	12	-	2.01	2.01	2.58	3.45	3.45	-	-	-	13.5 (3.5-16.0)	3.48 (0.7-4.4)		3.88											
	7	7	9	12	14	-	1.93	1.93	2.48	3.31	3.85	-	-	-	13.5 (3.5-16.0)	3.48 (0.7-4.4)		3.88											
	7	7	9	12	18	-	1.78	1.78	2.29	3.06	4.59	-	-	-	13.5 (3.5-16.0)	3.47 (0.7-4.4)		3.89											
	7	7	9	12	24	-	1.60	1.60	2.06	2.75	5.49	-	-	-	13.5 (3.5-16.0)	3.45 (0.7-4.4)		3.91											
	7	7	9	14	14	-	1.85	1.85	2.38	3.71	3.71	-	-	-	13.5 (3.5-16.0)	3.47 (0.7-4.4)		3.89											
	7	7	9	14	18	-	1.72	1.72	2.21	3.44	4.41	-	-	-	13.5 (3.5-16.0)	3.46 (0.7-4.4)		3.90											
	7	7	9	14	24	-	1.55	1.55	1.99	3.10	5.31	-	-	-	13.5 (3.5-16.0)	3.44 (0.7-4.4)		3.92											
	7	7	9	18	18	-	1.60	1.60	2.06	4.12	4.12	-	-	-	13.5 (3.5-16.0)	3.45 (0.7-4.4)		3.91											
	7	7	12	12	12	-	1.89	1.89	3.24	3.24	3.24	-	-	-	13.5 (3.5-16.0)	3.48 (0.7-4.4)		3.88											
	7	7	12	12	14	-	1.82	1.82	3.12	3.12	3.62	-	-	-	13.5 (3.5-16.0)	3.47 (0.7-4.4)		3.89											
7	7	12	12	18	-	1.69	1.69	2.89	2.89	4.34	-	-	-	13.5 (3.5-16.0)	3.46 (0.7-4.4)		3.90												
7	7	12	12	24	-	1.52	1.52	2.61	2.61	5.24	-	-	-	13.5 (3.5-16.0)	3.44 (0.7-4.4)		3.92												
7	7	12	14	14	-	1.75	1.75	3.00	3.50	3.50	-	-	-	13.5 (3.5-16.0)	3.46 (0.7-4.4)		3.90												
7	7	12	14	18	-	1.63	1.63	2.79	3.26	4.19	-	-	-	13.5 (3.5-16.0)	3.45 (0.7-4.4)		3.91												
7	7	12	18	18	-	1.52	1.52	2.62	3.92	3.92	-	-	-	13.5 (3.5-16.0)	3.44 (0.7-4.4)		3.92												
7	7	14	14	14	-	1.68	1.68	3.38	3.38	3.38	-	-	-	13.5 (3.5-16.0)	3.46 (0.7-4.4)		3.90												
7	7	14	14	18	-	1.58	1.58	3.15	3.15	4.04	-	-	-	13.5 (3.5-16.0)	3.45 (0.7-4.4)		3.91												
7	9	9	9	9	-	2.18	2.78	2.78	2.78	2.78	-	-	-	13.3 (3.5-15.6)	3.44 (0.7-4.30)		3.87												
7	9	9	9	12	-	2.05	2.64	2.64	2.64	3.53	-	-	-	13.5 (3.5-16.0)	3.49 (0.7-4.4)		3.87												
7	9	9	9	14	-	1.97	2.53	2.53	2.53	3.94	-	-	-	13.5 (3.5-16.0)	3.48 (0.7-4.4)		3.88												
7	9	9	9	18	-	1.82	2.34	2.34	2.34	4.66	-	-	-	13.5 (3.5-16.0)	3.47 (0.7-4.4)		3.89												
7	9	9	9	24	-	1.63	2.09	2.09	2.09	5.60	-	-	-	13.5 (3.5-16.0)	3.45 (0.7-4.4)		3.91												
7	9	9	12	12	-	1.92	2.48	2.48	3.31	3.31	-	-	-	13.5 (3.5-16.0)	3.48 (0.7-4.4)		3.88												
7	9	9	12	14	-	1.85	2.38	2.38	3.18	3.71	-	-	-	13.5 (3.5-16.0)	3.47 (0.7-4.4)		3.89												
7	9	9	12	18	-	1.72	2.21	2.21	2.95	4.41	-	-	-	13.5 (3.5-16.0)	3.46 (0.7-4.4)		3.90												
7	9	9	12	24	-	1.55	1.99	1.99	2.66	5.31	-	-	-	13.5 (3.5-16.0)	3.44 (0.7-4.4)		3.92												
7	9	9	14	14	-	1.78	2.29	2.29	3.57	3.57	-	-	-	13.5 (3.5-16.0)	3.47 (0.7-4.4)		3.89												
7	9	9	14	18	-	1.66	2.13	2.13	3.32	4.26	-	-	-	13.5 (3.5-16.0)	3.45 (0.7-4.4)		3.91												
7	9	9	18	18	-	1.56	1.99	1.99	3.98	3.98	-	-	-	13.5 (3.5-16.0)	3.44 (0.7-4.4)		3.92												
7	9	12	12	12	-	1.82	2.32	3.12	3.12	3.12	-	-	-	13.5 (3.5-16.0)	3.47 (0.7-4.4)		3.89												
7	9	12	12	14	-	1.75	2.25	3.00	3.00	3.50	-	-	-	13.5 (3.5-16.0)	3.46 (0.7-4.4)		3.90												
7	9	12	12	18	-	1.63	2.09	2.79	2.79	4.20	-	-	-	13.5 (3.5-16.0)	3.45 (0.7-4.4)		3.91												
7	9	12	14	14	-	1.69	2.17	2.88	3.38	3.38	-	-	-	13.5 (3.5-16.0)	3.46 (0.7-4.4)		3.90												
7	9	12	14	18	-	1.58	2.03	2.70	3.15	4.04	-	-	-	13.5 (3.5-16.0)	3.45 (0.7-4.4)		3.91												
7	9	14	14	14	-	1.63	2.09	3.26	3.26	3.26	-	-	-	13.5 (3.5-16.0)	3.45 (0.7-4.4)		3.91												
7	9	14	14	18	-	1.52	1.96	3.05	3.05	3.92	-	-	-	13.5 (3.5-16.0)	3.44 (0.7-4.4)		3.92												
7	12	12	12	12	-	1.70	2.95	2.95	2.95	2.95	-	-	-	13.5 (3.5-16.0)	3.46 (0.7-4.4)		3.90												
7	12	12	12	14	-	1.66	2.84	2.84	2.84	3.32	-	-	-	13.5 (3.5-16.0)	3.45 (0.7-4.4)		3.91												
7	12	12	12	18	-	1.55	2.66	2.66	2.66	3.97	-	-	-	13.5 (3.5-16.0)	3.44 (0.7-4.4)		3.92												
7	12	12	14	14	-	1.60	2.75	2.75	3.20	3.20	-	-	-	13.5 (3.5-16.0)	3.45 (0.7-4.4)		3.91												
7	12	14	14	14	-	1.55	2.65	3.10	3.10	3.10	-	-	-	13.5 (3.5-16.0)	3.44 (0.7-4.4)		3.92												
9	9	9	9	9	-	2.70	2.70	2.70	2.70	2.70	-	-	-	13.5 (3.5-16.0)	3.49 (0.7-4.4)		3.87												
9	9	9	9	12	-	2.53	2.53	2.53	2.53	3.38	-	-	-	13.5 (3.5-16.0)	3.48 (0.7-4.4)		3.88												
9	9	9	9	14	-	2.43	2.43	2.43	2.43	3.78	-	-	-	13.5 (3.5-16.0)	3.48 (0.7-4.4)		3.88												
9	9	9	9	18	-	2.25	2.25	2.25	2.25	4.50	-	-	-	13.5 (3.5-16.0)	3.46 (0.7-4.4)		3.90												
9	9</																												

6 Rooms Multi heating

AOYG45LBLA6	Combination of Indoor Unit		HEATING OPERATION											
			Heating Capacity						Total Capacity (min-max)	Input Power (min-max)	COP			
			Room 1	Room 2	Room 3	Room 4	Room 5	Room 6				kW		
7	7	7	7	7	7	2.20	2.20	2.20	2.20	2.20	2.20	13.2 (3.5-15.3)	3.28 (0.7-4.20)	4.02
7	7	7	7	7	9	2.15	2.15	2.15	2.15	2.15	2.15	13.5 (3.5-16.0)	3.37 (0.7-4.41)	4.00
7	7	7	7	7	12	2.01	2.01	2.01	2.01	2.01	3.45	13.5 (3.5-16.0)	3.37 (0.7-4.41)	4.00
7	7	7	7	7	14	1.93	1.93	1.93	1.93	1.93	3.85	13.5 (3.5-16.0)	3.37 (0.7-4.41)	4.00
7	7	7	7	7	18	1.78	1.78	1.78	1.78	1.78	4.60	13.5 (3.5-16.0)	3.37 (0.7-4.41)	4.00
7	7	7	7	7	24	1.60	1.60	1.60	1.60	1.60	5.50	13.5 (3.5-16.0)	3.37 (0.7-4.41)	4.00
7	7	7	7	9	9	2.05	2.05	2.05	2.05	2.65	2.65	13.5 (3.5-16.0)	3.37 (0.7-4.41)	4.00
7	7	7	7	9	12	1.93	1.93	1.93	1.93	2.48	3.30	13.5 (3.5-16.0)	3.37 (0.7-4.41)	4.00
7	7	7	7	9	14	1.85	1.85	1.85	1.85	2.38	3.72	13.5 (3.5-16.0)	3.37 (0.7-4.41)	4.00
7	7	7	7	9	18	1.72	1.72	1.72	1.72	2.21	4.41	13.5 (3.5-16.0)	3.37 (0.7-4.41)	4.00
7	7	7	7	9	24	1.55	1.55	1.55	1.55	1.99	5.31	13.5 (3.5-16.0)	3.37 (0.7-4.41)	4.00
7	7	7	7	12	12	1.82	1.82	1.82	1.82	3.11	3.11	13.5 (3.5-16.0)	3.37 (0.7-4.41)	4.00
7	7	7	7	12	14	1.75	1.75	1.75	1.75	3.00	3.50	13.5 (3.5-16.0)	3.37 (0.7-4.41)	4.00
7	7	7	7	12	18	1.63	1.63	1.63	1.63	2.79	4.19	13.5 (3.5-16.0)	3.37 (0.7-4.41)	4.00
7	7	7	7	14	14	1.69	1.69	1.69	1.69	3.37	3.37	13.5 (3.5-16.0)	3.37 (0.7-4.41)	4.00
7	7	7	7	14	18	1.58	1.58	1.58	1.58	3.15	4.03	13.5 (3.5-16.0)	3.37 (0.7-4.41)	4.00
7	7	7	9	9	9	1.97	1.97	1.97	2.53	2.53	2.53	13.5 (3.5-16.0)	3.37 (0.7-4.41)	4.00
7	7	7	9	9	12	1.85	1.85	1.85	2.38	2.38	3.19	13.5 (3.5-16.0)	3.37 (0.7-4.41)	4.00
7	7	7	9	9	14	1.78	1.78	1.78	2.29	2.29	3.58	13.5 (3.5-16.0)	3.37 (0.7-4.41)	4.00
7	7	7	9	9	18	1.66	1.66	1.66	2.13	2.13	4.26	13.5 (3.5-16.0)	3.37 (0.7-4.41)	4.00
7	7	7	9	12	12	1.75	1.75	1.75	2.25	3.00	3.00	13.5 (3.5-16.0)	3.37 (0.7-4.41)	4.00
7	7	7	9	12	14	1.69	1.69	1.69	2.17	2.89	3.37	13.5 (3.5-16.0)	3.37 (0.7-4.41)	4.00
7	7	7	9	12	18	1.58	1.58	1.58	2.03	2.70	4.03	13.5 (3.5-16.0)	3.37 (0.7-4.41)	4.00
7	7	7	9	14	14	1.63	1.63	1.63	2.09	3.26	3.26	13.5 (3.5-16.0)	3.37 (0.7-4.41)	4.00
7	7	7	12	12	14	1.66	1.66	1.66	2.84	2.84	2.84	13.5 (3.5-16.0)	3.37 (0.7-4.41)	4.00
7	7	7	12	12	14	1.60	1.60	1.60	2.75	2.75	3.20	13.5 (3.5-16.0)	3.37 (0.7-4.41)	4.00
7	7	7	12	14	14	1.55	1.55	1.55	2.65	3.10	3.10	13.5 (3.5-16.0)	3.37 (0.7-4.41)	4.00
7	7	9	9	9	9	1.89	1.89	2.43	2.43	2.43	2.43	13.5 (3.5-16.0)	3.37 (0.7-4.41)	4.00
7	7	9	9	9	12	1.78	1.78	2.29	2.29	2.29	3.07	13.5 (3.5-16.0)	3.37 (0.7-4.41)	4.00
7	7	9	9	9	14	1.72	1.72	2.21	2.21	2.21	3.43	13.5 (3.5-16.0)	3.37 (0.7-4.41)	4.00
7	7	9	9	9	18	1.60	1.60	2.06	2.06	2.06	4.12	13.5 (3.5-16.0)	3.37 (0.7-4.41)	4.00
7	7	9	9	12	12	1.69	1.69	2.17	2.17	2.89	2.89	13.5 (3.5-16.0)	3.37 (0.7-4.41)	4.00
7	7	9	9	12	14	1.63	1.63	2.09	2.09	2.79	3.27	13.5 (3.5-16.0)	3.37 (0.7-4.41)	4.00
7	7	9	9	12	18	1.52	1.52	1.96	1.96	2.61	3.93	13.5 (3.5-16.0)	3.37 (0.7-4.41)	4.00
7	7	9	9	14	14	1.58	1.58	2.03	2.03	3.14	3.14	13.5 (3.5-16.0)	3.37 (0.7-4.41)	4.00
7	7	12	12	12	12	1.60	1.60	2.05	2.75	2.75	2.75	13.5 (3.5-16.0)	3.37 (0.7-4.41)	4.00
7	7	12	12	12	14	1.55	1.55	1.99	2.66	2.66	3.09	13.5 (3.5-16.0)	3.37 (0.7-4.41)	4.00
7	7	12	12	12	18	1.53	1.53	2.61	2.61	2.61	3.01	13.5 (3.5-16.0)	3.37 (0.7-4.41)	4.00
7	9	9	9	9	9	1.80	2.34	2.34	2.34	2.34	2.34	13.5 (3.5-16.0)	3.37 (0.7-4.41)	4.00
7	9	9	9	9	12	1.72	2.21	2.21	2.21	2.21	2.94	13.5 (3.5-16.0)	3.37 (0.7-4.41)	4.00
7	9	9	9	9	14	1.66	2.13	2.13	2.13	2.13	3.32	13.5 (3.5-16.0)	3.37 (0.7-4.41)	4.00
7	9	9	9	12	12	1.65	2.09	2.09	2.09	2.79	2.79	13.5 (3.5-16.0)	3.37 (0.7-4.41)	4.00
7	9	9	9	12	14	1.58	2.03	2.03	2.03	2.69	3.14	13.5 (3.5-16.0)	3.37 (0.7-4.41)	4.00
7	9	9	12	12	12	1.54	1.99	1.99	2.66	2.66	2.66	13.5 (3.5-16.0)	3.37 (0.7-4.41)	4.00
9	9	9	9	9	9	2.25	2.25	2.25	2.25	2.25	2.25	13.5 (3.5-16.0)	3.37 (0.7-4.41)	4.00
9	9	9	9	9	12	2.13	2.13	2.13	2.13	2.13	2.85	13.5 (3.5-16.0)	3.37 (0.7-4.41)	4.00
9	9	9	9	12	12	2.03	2.03	2.03	2.03	2.69	2.69	13.5 (3.5-16.0)	3.37 (0.7-4.41)	4.00

- Note:
- 7:7000Btu/h / 9:9000Btu/h / 12:12000Btu/h / 14:14000Btu/h / 18:18000Btu/h / 24:24000Btu/h models
 - The above is the value for connecting with Wall Mounted type.
 - 2 or more indoor units should be connected.
 - Heating capacity is based on 20°CDB (indoor temperature), 7°CDB/6°CWB (outdoor temperature).
 - Pipe Length: 5 m, Height difference: 0 m (Outdoor unit to Indoor unit)
 - The Total ability of connected indoor unit is up to 54000Btu from 27000Btu.

8 Rooms Multi Combination Table-Cooling

8 Rooms Multi cooling

AOYG45LBT8	Combination of Indoor Unit								COOLING OPERATION							Input power		
									Cooling Capacity									
									Room 1 kW	Room 2 kW	Room 3 kW	Room 4 kW	Room 5 kW	Room 6 kW	Room 7 kW			Room 8 kW
2 Room	24	24	-	-	-	-	-	-	7.03	7.03	-	-	-	-	-	14.06	5.20	
	18	24	-	-	-	-	-	-	5.27	7.03	-	-	-	-	-	12.30	4.24	
	18	18	24	-	-	-	-	-	4.63	4.63	6.18	-	-	-	-	15.45	5.89	
	18	18	18	-	-	-	-	-	5.01	5.01	5.01	-	-	-	-	15.03	5.90	
	14	24	24	-	-	-	-	-	3.54	6.07	6.07	-	-	-	-	15.68	5.87	
	14	18	24	-	-	-	-	-	3.84	4.94	6.59	-	-	-	-	15.37	5.90	
	14	18	18	-	-	-	-	-	4.10	5.27	5.27	-	-	-	-	14.64	5.50	
	14	14	24	-	-	-	-	-	4.10	4.10	7.03	-	-	-	-	15.23	5.79	
	14	14	18	-	-	-	-	-	4.10	4.10	5.27	-	-	-	-	13.47	4.89	
	14*1	14*1	14*1	-	-	-	-	-	4.10	4.10	4.10	-	-	-	-	12.30	4.24	
	12	24	24	-	-	-	-	-	3.09	6.18	6.18	-	-	-	-	15.45	5.89	
	12	18	24	-	-	-	-	-	3.35	5.01	6.68	-	-	-	-	15.04	5.90	
12	18	18	-	-	-	-	-	3.52	5.27	5.27	-	-	-	-	14.06	5.20		
12	14	24	-	-	-	-	-	3.52	4.10	7.03	-	-	-	-	14.65	5.50		
12	14	18	-	-	-	-	-	3.52	4.10	5.27	-	-	-	-	12.89	4.57		
12*	14*	14*	-	-	-	-	-	3.52	4.10	4.10	-	-	-	-	11.72	3.91		
12	12	24	-	-	-	-	-	3.52	3.52	7.03	-	-	-	-	14.07	5.20		
12	12	18	-	-	-	-	-	3.52	3.52	5.27	-	-	-	-	12.31	4.24		
9	24	24	-	-	-	-	-	2.46	6.54	6.54	-	-	-	-	15.54	5.90		
9	18	24	-	-	-	-	-	2.64	5.27	7.03	-	-	-	-	14.94	5.65		
9	18	18	-	-	-	-	-	2.64	5.27	5.27	-	-	-	-	13.18	4.73		
9	14	24	-	-	-	-	-	2.64	4.10	7.03	-	-	-	-	13.77	5.05		
9	14	18	-	-	-	-	-	2.64	4.10	5.27	-	-	-	-	12.01	4.08		
9	12	24	-	-	-	-	-	2.64	3.52	7.03	-	-	-	-	13.19	4.73		
9	12	18	-	-	-	-	-	2.64	3.52	5.27	-	-	-	-	11.43	3.74		
9	9	24	-	-	-	-	-	2.64	2.64	7.03	-	-	-	-	12.31	4.24		
7	24	24	-	-	-	-	-	1.93	6.64	6.64	-	-	-	-	15.21	5.90		
7	18	24	-	-	-	-	-	2.05	5.27	7.03	-	-	-	-	14.35	5.35		
7	18	18	-	-	-	-	-	2.05	5.27	5.27	-	-	-	-	12.59	4.41		
7	14	24	-	-	-	-	-	2.05	4.10	7.03	-	-	-	-	13.18	4.73		
7	14	18	-	-	-	-	-	2.05	4.10	5.27	-	-	-	-	11.42	3.74		
7	12	24	-	-	-	-	-	2.05	3.52	7.03	-	-	-	-	12.60	4.41		
7	9	24	-	-	-	-	-	2.05	2.64	7.03	-	-	-	-	11.72	3.91		
14	14	14	18	-	-	-	-	3.60	3.60	4.63	-	-	-	-	15.45	5.89		
14	14	14	14	-	-	-	-	3.84	3.84	3.84	-	-	-	-	15.37	5.87		
12	14	18	18	-	-	-	-	3.04	3.54	4.55	-	-	-	-	15.68	5.90		
12	14	14	18	-	-	-	-	3.15	3.67	3.67	-	-	-	-	15.21	5.90		
12	14	14	14	-	-	-	-	3.35	3.90	3.90	-	-	-	-	15.04	5.90		
12	12	18	18	-	-	-	-	3.09	3.09	4.63	-	-	-	-	15.45	5.89		
12	12	14	24	-	-	-	-	3.04	3.04	3.54	-	-	-	-	15.69	5.87		
12	12	14	18	-	-	-	-	3.30	3.30	3.84	-	-	-	-	15.38	5.90		
12	12	14	14	-	-	-	-	3.52	3.52	4.10	-	-	-	-	15.24	5.79		
12	12	12	24	-	-	-	-	3.09	3.09	3.09	-	-	-	-	15.45	5.89		
12	12	12	18	-	-	-	-	3.35	3.35	3.35	-	-	-	-	15.05	5.90		
12	12	12	14	-	-	-	-	3.52	3.52	3.52	-	-	-	-	14.66	5.50		
12	12	12	12	-	-	-	-	3.52	3.52	3.52	-	-	-	-	14.08	5.20		
9	14	18	18	-	-	-	-	2.34	3.64	4.67	-	-	-	-	15.33	5.89		
9	14	14	24	-	-	-	-	2.30	3.57	3.57	-	-	-	-	15.57	5.88		
9	14	14	18	-	-	-	-	2.49	3.87	3.87	-	-	-	-	15.21	5.90		
9	14	14	14	-	-	-	-	2.64	4.10	4.10	-	-	-	-	14.94	5.65		
9	12	18	18	-	-	-	-	2.46	3.28	4.90	-	-	-	-	15.54	5.90		
9	12	14	24	-	-	-	-	2.34	3.12	3.64	-	-	-	-	15.33	5.89		
9	12	14	18	-	-	-	-	2.53	3.37	3.93	-	-	-	-	14.87	5.80		
9	12	14	14	-	-	-	-	2.64	3.52	4.10	-	-	-	-	14.36	5.35		
9	12	12	24	-	-	-	-	2.46	3.28	3.28	-	-	-	-	15.55	5.90		
9	12	12	18	-	-	-	-	2.64	3.52	3.52	-	-	-	-	14.95	5.65		
9	12	12	14	-	-	-	-	2.64	3.52	3.52	-	-	-	-	13.78	5.05		
9	12	12	12	-	-	-	-	2.64	3.52	3.52	-	-	-	-	13.20	4.73		
9	9	18	24	-	-	-	-	2.32	2.32	4.63	-	-	-	-	15.45	5.89		
9	9	18	18	-	-	-	-	2.51	2.51	5.01	-	-	-	-	15.04	5.90		
9	9	14	24	-	-	-	-	2.47	2.47	3.84	-	-	-	-	15.38	5.90		
9	9	14	18	-	-	-	-	2.64	2.64	4.10	-	-	-	-	14.65	5.50		
9	9	14	14	-	-	-	-	2.64	2.64	4.10	-	-	-	-	13.48	4.89		
9	9	12	24	-	-	-	-	2.51	2.51	3.35	-	-	-	-	15.05	5.90		
9	9	12	18	-	-	-	-	2.64	2.64	3.52	-	-	-	-	14.07	5.20		
9	9	12	14	-	-	-	-	2.64	2.64	3.52	-	-	-	-	12.90	4.57		
9	9	12	12	-	-	-	-	2.64	2.64	3.52	-	-	-	-	12.32	4.24		
9	9	9	24	-	-	-	-	2.64	2.64	2.64	-	-	-	-	14.95	5.65		
9	9	9	18	-	-	-	-	2.64	2.64	2.64	-	-	-	-	13.19	4.73		
9	9	9	14	-	-	-	-	2.64	2.64	2.64	-	-	-	-	12.02	4.08		
9	9	9	12	-	-	-	-	2.64	2.64	2.64	-	-	-	-	11.44	3.74		
7	18	18	18	-	-	-	-	1.79	4.59	4.59	-	-	-	-	15.56	5.88		
7	14	18	18	-	-	-	-	1.91	3.82	4.91	-	-	-	-	15.54	5.90		
7	14	14	24	-	-	-	-	1.82	3.64	3.64	-	-	-	-	15.33	5.89		
7	14	14	18	-	-	-	-	1.96	3.93	3.93	-	-	-	-	14.87	5.90		
7	14	14	14	-	-	-	-	2.05	4.10	4.10	-	-	-	-	14.35	5.35		
7	12	18	24	-	-	-	-	1.79	3.07	4.59	-	-	-	-	15.57	5.88		
7	12	18	18	-	-	-	-	1.93	3.32	4.97	-	-	-	-	15.21	5.90		
7	12	14	24	-	-	-	-	1.91	3.28	3.82	-	-	-	-	15.54	5.90		
7	12	14	18	-	-	-	-	2.05	3.52	4.10	-	-	-	-	14.94	5.65		
7	12	14	14	-	-	-	-	2.05	3.52	4.10	-	-	-	-	13.77	5.05		
7	12	12	24	-	-	-	-	1.93	3.32	3.32	-	-	-	-	15.21	5.90		
7	12	12	18	-	-	-	-	2.05	3.52	3.52	-	-	-	-	14.36	5.35		
7	12	12	14	-	-	-	-	2.05	3.52	3.52	-	-	-	-	13.19	4.73		
7	12	12	12	-	-	-	-	2.05	3.52	3.52	-	-	-	-	12.61	4.41		
7	9	18	24	-	-	-	-	1.84	2.36	4.72	-	-	-	-	15.21	5.90		
7	9	18	18	-	-	-	-	2.05	2.64	5.27	-	-	-	-	15.23	5.79		
7	9	14	24	-	-	-	-	1.95	2.51	3.90	-	-	-	-	15.04	5.90		
7	9	14	18	-	-	-	-	2.05	2.64	4.10	-	-	-	-	14.06	5.20		
7	9	12	24	-	-	-	-	2.05	2.64	3.52	-	-	-	-	15.24	5.79		
7	9	12	18	-	-	-	-	2.05	2.64	3.52	-	-	-	-	13.48	4.89		
7	9	12	14	-	-	-	-	2.05	2.64	3.52	-	-	-	-	12.31	4.24		
7	9	12	12	-	-	-	-	2.05	2.64	3.52	-	-	-	-	11.73	3.91		
7	9	9	24	-	-	-	-	2.05	2.64	2.64	-	-	-	-	14.36	5.35		
7	9	9	18	-	-	-	-	2.05	2.64	2.64	-	-	-	-	12.60	4.41		
7	9	9	14	-	-	-	-	2.05	2.64	2.64	-	-	-	-	11.43	3.74		
7	7	24	24	-	-	-	-	1.77	1.77	6.07	-	-	-	-	15.68	5.87		
7	7	18	24	-	-	-	-	1.92	1.92	4.94	-	-	-	-	15.37	5.90		
7	7	18	18	-	-	-	-	2.05	2.05	5.27	-	-	-	-	14.64	5.50		
7	7	14	24	-	-	-	-	2.05										



MULTI SPLIT

8 Rooms Multi cooling

AOYG45LBT8	Combination of Indoor Unit								COOLING OPERATION												
									Cooling Capacity								Total			Input power	
									Room 1	Room 2	Room 3	Room 4	Room 5	Room 6	Room 7	Room 8	Room 1	Room 2	Room 3	Room 4	Room 5
4 Room	7	7	14	18	-	-	-	-	2.05	2.05	4.10	5.27	-	-	-	-	-	-	13.47	4.89	
	7	7	14	14	-	-	-	-	2.05	2.05	4.10	4.10	-	-	-	-	-	-	12.30	4.24	
	7	7	12	24	-	-	-	-	2.05	2.05	3.52	7.03	-	-	-	-	-	-	14.65	5.50	
	7	7	12	18	-	-	-	-	2.05	2.05	3.52	5.27	-	-	-	-	-	-	12.89	4.57	
	7	7	12	14	-	-	-	-	2.05	2.05	3.52	4.10	-	-	-	-	-	-	11.72	3.91	
	7	7	9	24	-	-	-	-	2.05	2.05	2.64	7.03	-	-	-	-	-	-	13.77	5.05	
	7	7	9	18	-	-	-	-	2.05	2.05	2.64	5.27	-	-	-	-	-	-	12.01	4.08	
	7	7	7	24	-	-	-	-	2.05	2.05	2.05	7.03	-	-	-	-	-	-	13.18	4.73	
	7	7	7	18	-	-	-	-	2.05	2.05	2.05	5.27	-	-	-	-	-	-	11.42	3.74	
	12	12	12	12	14	-	-	-	3.04	3.04	3.04	3.04	3.54	-	-	-	-	-	15.69	5.87	
	12	12	12	12	12	-	-	-	3.09	3.09	3.09	3.09	3.09	-	-	-	-	-	15.46	5.89	
	9	12	12	14	14	-	-	-	2.30	3.07	3.07	3.57	3.57	-	-	-	-	-	15.57	5.88	
	9	12	12	12	14	-	-	-	2.34	3.12	3.12	3.12	3.63	-	-	-	-	-	15.34	5.89	
	9	12	12	12	12	-	-	-	2.46	3.27	3.27	3.27	3.27	-	-	-	-	-	15.55	5.90	
	9	9	14	14	14	-	-	-	2.32	2.32	3.60	3.60	3.60	-	-	-	-	-	15.45	5.89	
	9	9	12	14	18	-	-	-	2.28	2.28	3.04	3.54	4.55	-	-	-	-	-	15.69	5.87	
	9	9	12	14	14	-	-	-	2.36	2.36	3.15	3.67	3.67	-	-	-	-	-	15.21	5.90	
	9	9	12	12	18	-	-	-	2.32	2.32	3.09	3.09	4.63	-	-	-	-	-	15.45	5.89	
	9	9	12	12	14	-	-	-	2.47	2.47	3.30	3.30	3.84	-	-	-	-	-	15.38	5.90	
	9	9	12	12	12	-	-	-	2.51	2.51	3.34	3.34	3.34	-	-	-	-	-	15.05	5.90	
	9	9	9	14	18	-	-	-	2.34	2.34	2.34	3.64	4.67	-	-	-	-	-	15.33	5.89	
	9	9	9	14	14	-	-	-	2.49	2.49	2.49	3.87	3.87	-	-	-	-	-	15.21	5.90	
	9	9	9	12	18	-	-	-	2.46	2.46	2.46	3.28	4.90	-	-	-	-	-	15.55	5.90	
	9	9	9	12	14	-	-	-	2.53	2.53	2.53	3.37	3.93	-	-	-	-	-	14.88	5.90	
	9	9	9	12	12	-	-	-	2.64	2.64	2.64	3.52	3.52	-	-	-	-	-	14.96	5.65	
	9	9	9	9	24	-	-	-	2.32	2.32	2.32	2.32	6.18	-	-	-	-	-	15.45	5.89	
	9	9	9	9	18	-	-	-	2.51	2.51	2.51	2.51	5.01	-	-	-	-	-	15.05	5.90	
	9	9	9	9	14	-	-	-	2.64	2.64	2.64	2.64	4.10	-	-	-	-	-	14.66	5.50	
	9	9	9	9	12	-	-	-	2.64	2.64	2.64	2.64	3.52	-	-	-	-	-	14.08	5.20	
	9	9	9	9	9	-	-	-	2.64	2.64	2.64	2.64	2.64	-	-	-	-	-	13.20	4.73	
	7	12	14	14	14	-	-	-	1.79	3.07	3.57	3.57	3.57	-	-	-	-	-	15.57	5.88	
	7	12	12	14	14	-	-	-	1.82	3.12	3.12	3.64	3.64	-	-	-	-	-	15.33	5.89	
	7	12	12	12	18	-	-	-	1.79	3.07	3.07	3.07	4.59	-	-	-	-	-	15.57	5.88	
	7	12	12	12	14	-	-	-	1.91	3.28	3.28	3.28	3.82	-	-	-	-	-	15.55	5.90	
	7	12	12	12	12	-	-	-	1.93	3.32	3.32	3.32	3.32	-	-	-	-	-	15.22	5.90	
	7	9	14	14	18	-	-	-	1.77	2.28	3.56	3.54	4.55	-	-	-	-	-	15.68	5.87	
	7	9	14	14	14	-	-	-	1.84	2.36	3.67	3.67	3.67	-	-	-	-	-	15.21	5.90	
	7	9	12	14	18	-	-	-	1.80	2.32	3.09	3.60	4.63	-	-	-	-	-	15.45	5.89	
	7	9	12	14	14	-	-	-	1.92	2.47	3.30	3.84	3.84	-	-	-	-	-	15.38	5.90	
	7	9	12	12	18	-	-	-	1.83	2.36	3.15	3.15	4.72	-	-	-	-	-	15.21	5.90	
7	9	12	12	14	-	-	-	1.95	2.51	3.35	3.35	3.90	-	-	-	-	-	15.05	5.90		
7	9	12	12	12	-	-	-	2.05	2.64	3.52	3.52	3.52	-	-	-	-	-	15.25	5.79		
7	9	9	18	18	-	-	-	1.79	2.30	2.30	4.59	4.59	-	-	-	-	-	15.57	5.88		
7	9	9	14	18	-	-	-	1.91	2.46	2.46	3.82	4.90	-	-	-	-	-	15.54	5.90		
7	9	9	14	14	-	-	-	1.96	2.53	2.53	3.93	3.93	-	-	-	-	-	14.87	5.90		
7	9	9	12	24	-	-	-	1.79	2.30	2.30	3.07	6.12	-	-	-	-	-	15.57	5.88		
7	9	9	12	18	-	-	-	1.93	2.49	2.49	3.32	4.97	-	-	-	-	-	15.21	5.90		
7	9	9	12	14	-	-	-	2.05	2.64	2.64	3.52	4.10	-	-	-	-	-	14.95	5.65		
7	9	9	12	12	-	-	-	2.05	2.64	2.64	3.52	3.52	-	-	-	-	-	14.37	5.35		
7	9	9	9	24	-	-	-	1.83	2.36	2.36	2.36	6.29	-	-	-	-	-	15.21	3.90		
7	9	9	9	18	-	-	-	2.05	2.64	2.64	2.64	5.27	-	-	-	-	-	15.24	3.79		
7	9	9	9	14	-	-	-	2.05	2.64	2.64	2.64	4.10	-	-	-	-	-	14.07	5.20		
7	9	9	9	12	-	-	-	2.05	2.64	2.64	2.64	3.52	-	-	-	-	-	13.49	4.89		
7	9	9	9	9	-	-	-	2.05	2.64	2.64	2.64	2.64	-	-	-	-	-	12.61	4.41		
7	7	14	14	18	-	-	-	1.80	1.80	3.60	3.60	4.63	-	-	-	-	-	15.45	5.89		
7	7	14	14	14	-	-	-	1.92	1.92	3.84	3.84	3.84	-	-	-	-	-	15.37	5.90		
7	7	12	18	18	-	-	-	1.77	1.77	3.04	4.55	4.55	-	-	-	-	-	15.68	5.87		
7	7	12	14	18	-	-	-	1.84	1.84	3.15	3.67	4.72	-	-	-	-	-	15.21	5.90		
7	7	12	14	14	-	-	-	1.95	1.95	3.35	3.90	3.90	-	-	-	-	-	15.04	5.90		
7	7	12	12	24	-	-	-	1.77	1.77	3.04	3.04	6.07	-	-	-	-	-	15.69	5.87		
7	7	12	12	14	-	-	-	2.05	2.05	3.52	3.52	4.10	-	-	-	-	-	15.24	5.79		
7	7	12	12	12	-	-	-	2.05	2.05	3.52	3.52	3.52	-	-	-	-	-	14.66	5.50		
7	7	9	18	18	-	-	-	1.82	1.82	2.34	4.67	4.67	-	-	-	-	-	15.33	5.89		
7	7	9	14	24	-	-	-	1.79	1.79	2.30	3.57	6.12	-	-	-	-	-	15.57	5.88		
7	7	9	14	18	-	-	-	1.93	1.93	2.49	3.87	4.97	-	-	-	-	-	15.21	5.90		
7	7	9	14	14	-	-	-	2.05	2.05	2.64	4.10	4.10	-	-	-	-	-	14.94	5.65		
7	7	9	12	24	-	-	-	1.82	1.82	2.34	3.12	6.23	-	-	-	-	-	15.33	5.89		
7	7	9	12	18	-	-	-	1.96	1.96	2.53	3.37	5.05	-	-	-	-	-	14.87	3.90		
7	7	9	12	14	-	-	-	2.05	2.05	2.64	3.52	4.10	-	-	-	-	-	14.36	3.35		
7	7	9	12	12	-	-	-	2.05	2.05	2.64	3.52	3.52	-	-	-	-	-	13.78	3.05		
7	7	9	9	24	-	-	-	1.92	1.92	2.47	2.47	6.59	-	-	-	-	-	15.38	5.90		
7	7	9	9	18	-	-	-	2.05	2.05	2.64	2.64	5.27	-	-	-	-	-	14.65	5.50		
7	7	9	9	14	-	-	-	2.05	2.05	2.64	2.64	4.10	-	-	-	-	-	13.48	4.89		
7	7	9	9	12	-	-	-	2.05	2.05	2.64	2.64	3.52	-	-	-	-	-	12.90	4.57		
7	7	9	9	9	-	-	-	2.05	2.05	2.64	2.64	2.64	-	-	-	-	-	12.02	4.08		
7	7	7	18	18	-	-	-	1.91	1.91	1.91	4.91	4.91	-	-	-	-	-	15.54	5.90		
7	7	7	14	24	-	-	-	1.82	1.82	1.82	3.64	6.24	-	-	-	-	-	15.33	5.89		
7	7	7	14	18	-	-	-	1.96	1.96	1.96	3.93	5.05	-	-	-	-	-	14.87	5.90		
7	7	7	14	14	-	-	-	2.05	2.05	2.05	4.10	4.10	-	-	-	-	-	14.35	5.35		
7	7	7	12	24	-	-	-	1.91	1.91	1.91	3.28	6.54	-	-	-	-	-	15.54	5.90		
7	7	7	12	18	-	-	-	2.05	2.05	2.05	3.52	5.27	-	-	-	-	-	14.94	5.65		
7	7	7	12	14	-	-	-	2.05	2.05	2.05	3.52	4.10	-	-	-	-	-	13.77	5.05		
7	7	7	12	12	-	-	-	2.05	2.05	2.05	3.52	3.52	-	-	-	-	-	13.19	4.73		
7	7	7	9	24	-	-	-	1.95	1.95	1.95	2.51	6.68	-	-	-	-	-	15.04	5.90		
7	7	7	9	18	-	-	-	2.05	2.05	2.05	2.64	5.27	-	-	-	-	-	14.06	5.20		
7	7	7	9	14	-	-	-	2.05	2.05	2.05	2.64	4.10	-	-	-	-					

8 Rooms Multi Combination Table-Cooling/Heating

8 Rooms Multi cooling

AOYG45LBT8	Combination of Indoor Unit								COOLING OPERATION										
									Cooling Capacity								Input power		
									Room 1	Room 2	Room 3	Room 4	Room 5	Room 6	Room 7	Room 8	Total	kW	
6	7	9	9	9	9	18	-	-	1.79	2.30	2.30	2.30	2.30	2.30	4.59	-	-	15.57	5.88
	7	9	9	9	9	12	-	-	1.93	2.49	2.49	2.49	2.49	2.49	3.32	-	-	15.22	5.90
	7	9	9	9	9	9	-	-	2.05	2.64	2.64	2.64	2.64	2.64	3.04	-	-	15.25	5.79
	7	7	12	12	12	12	-	-	1.77	1.77	3.04	3.04	3.04	3.04	-	-	15.69	5.87	
	7	7	9	12	12	14	-	-	1.79	1.79	2.30	3.07	3.07	3.07	-	-	15.57	5.88	
	7	7	9	12	12	12	-	-	1.82	1.82	2.34	3.12	3.12	3.12	-	-	15.34	5.89	
	7	7	9	9	14	14	-	-	1.80	1.80	2.32	2.32	3.60	3.60	-	-	15.45	5.89	
	7	7	9	9	12	18	-	-	1.77	1.77	2.28	2.28	3.04	4.55	-	-	15.69	5.87	
	7	7	9	9	12	14	-	-	1.83	1.83	2.36	2.36	3.15	3.67	-	-	15.21	5.90	
	7	7	9	9	12	12	-	-	1.92	1.92	2.47	2.47	3.30	3.30	-	-	15.38	5.90	
	7	7	9	9	9	18	-	-	1.82	1.82	2.34	2.34	2.34	4.67	-	-	15.33	5.89	
	7	7	9	9	9	14	-	-	1.93	1.93	2.49	2.49	2.49	3.87	-	-	15.21	5.90	
	7	7	9	9	9	12	-	-	1.96	1.96	2.53	2.53	2.53	3.37	-	-	14.88	5.90	
	7	7	9	9	9	9	-	-	2.05	2.05	2.64	2.64	2.64	2.64	-	-	14.66	5.50	
	7	7	7	12	14	14	-	-	1.79	1.79	1.79	3.07	3.57	3.57	-	-	15.57	5.88	
	7	7	7	12	12	14	-	-	1.82	1.82	1.82	3.12	3.12	3.64	-	-	15.33	5.89	
	7	7	7	12	12	12	-	-	1.91	1.91	1.91	3.28	3.28	3.28	-	-	15.55	5.90	
	7	7	7	9	14	18	-	-	1.77	1.77	1.77	2.28	3.54	4.55	-	-	15.68	5.87	
	7	7	7	9	14	14	-	-	1.84	1.84	1.84	2.36	3.67	3.67	-	-	15.21	5.90	
	7	7	7	9	12	18	-	-	1.80	1.80	1.80	2.32	3.09	4.63	-	-	15.45	5.89	
	7	7	7	9	12	14	-	-	1.92	1.92	1.92	2.47	3.30	3.84	-	-	15.38	5.90	
	7	7	7	9	12	12	-	-	1.95	1.95	1.95	2.51	3.35	3.35	-	-	15.05	5.90	
	7	7	7	9	9	18	-	-	1.91	1.91	1.91	2.46	2.46	4.90	-	-	15.54	5.90	
	7	7	7	9	9	14	-	-	1.96	1.96	1.96	2.53	2.53	3.93	-	-	14.87	5.90	
	7	7	7	9	9	12	-	-	2.05	2.05	2.05	2.64	2.64	3.52	-	-	14.95	5.65	
	7	7	7	9	9	9	-	-	2.05	2.05	2.05	2.64	2.64	2.64	-	-	14.07	5.20	
	7	7	7	7	14	18	-	-	1.80	1.80	1.80	1.80	3.60	4.63	-	-	15.45	5.89	
	7	7	7	7	14	14	-	-	1.92	1.92	1.92	1.92	3.84	3.84	-	-	15.37	5.90	
	7	7	7	7	12	18	-	-	1.84	1.84	1.84	1.84	3.15	4.72	-	-	15.21	5.90	
	7	7	7	7	12	14	-	-	1.95	1.95	1.95	1.95	3.35	3.90	-	-	15.04	5.90	
	7	7	7	7	12	12	-	-	2.05	2.05	2.05	2.05	3.52	3.52	-	-	15.24	5.79	
	7	7	7	7	9	24	-	-	1.79	1.79	1.79	1.79	2.30	6.12	-	-	15.57	5.88	
	7	7	7	7	9	18	-	-	1.93	1.93	1.93	1.93	2.49	4.97	-	-	15.21	5.90	
	7	7	7	7	9	14	-	-	2.05	2.05	2.05	2.05	2.64	4.10	-	-	14.94	5.65	
	7	7	7	7	9	12	-	-	2.05	2.05	2.05	2.05	2.64	3.52	-	-	14.36	5.35	
	7	7	7	7	9	9	-	-	2.05	2.05	2.05	2.05	2.64	2.64	-	-	13.48	4.89	
	7	7	7	7	7	24	-	-	1.82	1.82	1.82	1.82	1.82	6.24	-	-	15.33	5.89	
	7	7	7	7	7	18	-	-	1.96	1.96	1.96	1.96	1.96	5.05	-	-	14.87	5.90	
	7	7	7	7	7	14	-	-	2.05	2.05	2.05	2.05	2.05	4.10	-	-	14.35	5.35	
	7	7	7	7	7	12	-	-	2.05	2.05	2.05	2.05	2.05	3.52	-	-	15.77	5.05	
	7	7	7	7	7	9	-	-	2.05	2.05	2.05	2.05	2.05	2.64	-	-	12.89	4.57	
	7	7	7	7	7	7	-	-	2.05	2.05	2.05	2.05	2.05	2.05	-	-	12.30	4.24	
	7	9	9	9	9	9	-	-	1.78	2.30	2.30	2.30	2.30	2.30	2.30	-	15.57	5.88	
	7	7	9	9	9	9	12	-	1.77	1.77	2.28	2.28	2.28	2.28	3.04	-	15.69	5.87	
	7	7	9	9	9	9	9	-	1.82	1.82	2.34	2.34	2.34	2.34	-	-	15.34	5.89	
	7	7	7	9	9	9	14	-	1.77	1.77	1.77	2.28	2.28	2.28	3.54	-	15.69	5.87	
	7	7	7	9	9	9	12	-	1.80	1.80	1.80	2.32	2.32	2.32	3.09	-	15.45	5.89	
	7	7	7	9	9	9	9	-	1.91	1.91	1.91	2.46	2.46	2.46	2.46	-	15.55	5.90	
	7	7	7	7	9	12	12	-	1.79	1.79	1.79	1.79	2.30	3.07	3.07	-	15.57	5.88	
	7	7	7	7	9	9	14	-	1.80	1.80	1.80	1.80	2.32	2.32	3.60	-	15.45	5.89	
	7	7	7	7	9	9	12	-	1.83	1.83	1.83	1.83	2.36	2.36	3.15	-	15.21	5.90	
	7	7	7	7	9	9	9	-	1.93	1.93	1.93	1.93	2.49	2.49	2.49	-	15.21	5.90	
	7	7	7	7	7	12	14	-	1.79	1.79	1.79	1.79	1.79	3.07	3.57	-	15.57	5.88	
	7	7	7	7	7	12	12	-	1.82	1.82	1.82	1.82	1.82	3.12	3.12	-	15.33	5.89	
	7	7	7	7	7	9	18	-	1.77	1.77	1.77	1.77	1.77	2.28	4.55	-	15.68	5.87	
	7	7	7	7	7	9	14	-	1.84	1.84	1.84	1.84	1.84	2.36	3.67	-	15.21	5.90	
	7	7	7	7	7	9	12	-	1.92	1.92	1.92	1.92	1.92	2.47	3.30	-	15.38	5.90	
	7	7	7	7	7	9	9	-	1.96	1.96	1.96	1.96	1.96	2.53	2.53	-	14.87	5.90	
	7	7	7	7	7	7	18	-	1.80	1.80	1.80	1.80	1.80	1.80	4.63	-	15.45	5.89	
	7	7	7	7	7	7	14	-	1.92	1.92	1.92	1.92	1.92	1.92	3.84	-	15.37	5.90	
	7	7	7	7	7	7	12	-	1.95	1.95	1.95	1.95	1.95	1.95	3.35	-	15.04	5.90	
	7	7	7	7	7	7	9	-	2.05	2.05	2.05	2.05	2.05	2.05	2.64	-	14.94	5.65	
	7	7	7	7	7	7	7	-	2.05	2.05	2.05	2.05	2.05	2.05	2.05	-	14.35	5.35	
	7	7	7	7	7	9	9	-	1.77	1.77	1.77	1.77	1.77	2.28	2.28	2.28	15.69	5.87	
	7	7	7	7	7	7	9	9	1.80	1.80	1.80	1.80	1.80	1.80	2.32	2.32	15.45	5.89	
	7	7	7	7	7	7	12	-	1.79	1.79	1.79	1.79	1.79	1.79	3.07	-	15.57	5.88	
	7	7	7	7	7	7	9	-	1.84	1.84	1.84	1.84	1.84	1.84	2.36	-	15.21	5.90	
	7	7	7	7	7	7	7	-	1.92	1.92	1.92	1.92	1.92	1.92	1.92	-	15.37	5.90	

Note:

- Cooling capacity is based on 27°CDB/19°CWB (indoor temperature), 35°CDB (outdoor temperature)
- Pipe Length: 5 m (Outdoor unit to Branch box), 3 m (Branch box to Indoor unit)
- Height difference: 0 m (Outdoor unit to Indoor unit)
- The values in this table should be used only as a guide. These values are calculated at standard conditions.

To fix your selection of models, select them according to "Model Selection" in the D&T manual.

8 Rooms Multi heating

AOYG45LBT8	Combination of Indoor Unit								HEATING OPERATION								Input power kW	
									Heating Capacity									Total kW
									Room 1 kW	Room 2 kW	Room 3 kW	Room 4 kW	Room 5 kW	Room 6 kW	Room 7 kW	Room 8 kW		
2 Room	24	24	-	-	-	-	-	-	7.91	7.91	-	-	-	-	15.82	5.07		
	18	24	-	-	-	-	-	-	5.86	7.91	-	-	-	-	13.77	4.21		
	18	18	24	-	-	-	-	-	5.32	5.32	7.18	-	-	-	17.82	3.98		
	18	18	18	-	-	-	-	-	4.26	5.79	5.79	-	-	-	17.38	3.43		
	14	24	24	-	-	-	-	-	4.26	7.02	7.02	-	-	-	18.31	3.98		
	14	18	24	-	-	-	-	-	4.59	5.61	7.57	-	-	-	17.77	5.70		
	14	18	18	-	-	-	-	-	4.78	5.84	5.84	-	-	-	16.46	5.11		
	14	14	24	-	-	-	-	-	4.75	4.75	7.82	-	-	-	17.32	5.23		
	14	14	18	-	-	-	-	-	4.80	4.80	5.86	-	-	-	15.46	4.75		
	14*	14*	14*	-	-	-	-	-	4.80	4.80	4.80	-	-	-	14.40	4.21		
	12	24	24	-	-	-	-	-	3.58	7.15	7.15	-	-	-	17.89	5.98		
	12	18	24	-	-	-	-	-	3.84	5.68	7.67	-	-	-	17.19	5.43		
12	18	18	-	-	-	-	-	3.96	5.86	5.86	-	-	-	15.68	5.07			
12	14	24	-	-	-	-	-	3.94	4.78	7.87	-	-	-	16.59	5.11			
12	14	18	-	-	-	-	-	3.96	4.80	5.86	-	-	-	14.62	4.46			
12*	14*	14*	-	-	-	-	-	3.96	4.80	4.80	-	-	-	13.56	4.00			
12	12	24	-	-	-	-	-	3.96	3.96	7.91	-	-	-	15.83	5.07			
12	12	18	-	-	-	-	-	3.96	3.96	5.86	-	-	-	13.78	4.21			
9	24	24	-	-	-	-	-	2.85	7.54	7.54	-	-	-	17.93	5.87			
9	18	24	-	-	-	-	-	2.97	5.83	7.87	-	-	-	16.67	5.16			
9	18	18	-	-	-	-	-	2.99	5.86	5.86	-	-	-	14.71	4.60			
9	14	24	-	-	-	-	-	2.99	4.80	7.91	-	-	-	15.70	4.91			
9	14	18	-	-	-	-	-	2.99	4.80	5.86	-	-	-	13.65	4.10			
9	12	24	-	-	-	-	-	2.99	3.96	7.91	-	-	-	14.86	4.60			
9	12	18	-	-	-	-	-	2.99	3.96	5.86	-	-	-	12.81	3.90			
9	9	24	-	-	-	-	-	2.99	2.99	7.91	-	-	-	13.89	4.21			
7	24	24	-	-	-	-	-	2.28	7.61	7.61	-	-	-	17.51	5.56			
7	18	24	-	-	-	-	-	2.37	5.85	7.90	-	-	-	16.12	5.08			
7	18	18	-	-	-	-	-	2.37	5.86	5.86	-	-	-	14.09	4.33			
7	14	24	-	-	-	-	-	2.37	4.80	7.91	-	-	-	15.08	4.60			
7	14	18	-	-	-	-	-	2.37	4.80	5.86	-	-	-	13.03	3.90			
7	12	24	-	-	-	-	-	2.37	3.96	7.91	-	-	-	14.24	4.33			
7	9	24	-	-	-	-	-	2.37	2.99	7.91	-	-	-	13.27	4.00			
14	14	14	18	-	-	-	-	4.30	4.30	4.30	5.24	-	-	18.13	5.98			
14	14	14	14	-	-	-	-	4.55	4.55	4.55	4.55	-	-	18.20	5.70			
12	14	18	18	-	-	-	-	3.53	4.28	5.22	5.22	-	-	18.24	5.98			
12	14	14	18	-	-	-	-	3.61	4.38	4.38	5.34	-	-	17.71	5.98			
12	14	14	14	-	-	-	-	3.80	4.61	4.61	4.61	-	-	17.62	3.43			
12	12	18	18	-	-	-	-	3.59	3.59	5.32	5.32	-	-	17.82	3.98			
12	12	14	24	-	-	-	-	3.52	3.52	4.26	7.02	-	-	18.32	3.98			
12	12	14	18	-	-	-	-	3.79	3.79	4.59	5.61	-	-	17.77	5.70			
12	12	14	14	-	-	-	-	3.92	3.92	4.75	4.75	-	-	17.33	5.23			
12	12	12	24	-	-	-	-	3.58	3.58	3.58	7.15	-	-	17.90	5.98			
12	12	12	18	-	-	-	-	3.84	3.84	3.84	5.68	-	-	17.20	5.43			
12	12	12	14	-	-	-	-	3.94	3.94	3.94	4.78	-	-	16.60	5.11			
12	12	12	12	-	-	-	-	3.96	3.96	3.96	3.96	-	-	15.84	5.07			
9	14	18	18	-	-	-	-	2.72	4.37	5.33	5.33	-	-	17.76	5.98			
9	14	14	24	-	-	-	-	2.66	4.27	4.27	7.04	-	-	18.25	5.98			
9	14	14	18	-	-	-	-	2.87	4.60	4.60	5.62	-	-	17.68	5.56			
9	14	14	14	-	-	-	-	2.96	4.75	4.75	4.75	-	-	17.22	5.16			
9	12	18	18	-	-	-	-	2.86	3.78	5.60	5.60	-	-	17.84	5.87			
9	12	14	24	-	-	-	-	2.71	3.59	4.35	7.17	-	-	17.83	5.98			
9	12	14	18	-	-	-	-	2.90	3.85	4.66	5.69	-	-	17.11	5.32			
9	12	14	14	-	-	-	-	2.98	3.94	4.78	4.78	-	-	16.48	5.08			
9	12	12	24	-	-	-	-	2.85	3.77	3.77	7.54	-	-	17.94	5.87			
9	12	12	18	-	-	-	-	2.97	3.94	3.94	5.83	-	-	16.67	3.16			
9	12	12	14	-	-	-	-	2.99	3.96	3.96	4.80	-	-	15.71	3.91			
9	12	12	12	-	-	-	-	2.99	3.96	3.96	3.96	-	-	14.87	4.60			
9	9	18	24	-	-	-	-	2.71	2.71	5.30	7.16	-	-	17.88	5.98			
9	9	18	18	-	-	-	-	2.90	2.90	5.68	5.68	-	-	17.17	5.43			
9	9	14	24	-	-	-	-	2.86	2.86	4.58	7.55	-	-	17.85	5.70			
9	9	14	18	-	-	-	-	2.98	2.98	4.78	5.83	-	-	16.56	5.11			
9	9	14	14	-	-	-	-	2.99	2.99	4.80	4.80	-	-	15.58	4.75			
9	9	12	24	-	-	-	-	2.89	2.89	3.83	7.65	-	-	17.27	5.43			
9	9	12	18	-	-	-	-	2.99	2.99	3.96	5.86	-	-	15.80	5.07			
9	9	12	14	-	-	-	-	2.99	2.99	3.96	4.80	-	-	14.74	4.46			
9	9	12	12	-	-	-	-	2.99	2.99	3.96	3.96	-	-	13.90	4.21			
9	9	9	24	-	-	-	-	2.97	2.97	2.97	7.86	-	-	16.77	5.16			
9	9	9	18	-	-	-	-	2.99	2.99	2.99	5.86	-	-	14.83	4.60			
9	9	9	14	-	-	-	-	2.99	2.99	2.99	4.80	-	-	13.77	4.10			
9	9	9	12	-	-	-	-	2.99	2.99	2.99	3.96	-	-	12.93	3.90			
7	18	18	18	-	-	-	-	2.14	5.28	5.28	5.28	-	-	17.98	5.98			
7	14	18	18	-	-	-	-	2.26	4.57	5.58	5.58	-	-	17.99	3.87			
7	14	14	24	-	-	-	-	2.14	4.33	4.33	7.14	-	-	17.94	3.98			
7	14	14	18	-	-	-	-	2.29	4.65	4.65	5.67	-	-	17.26	3.32			
7	14	14	14	-	-	-	-	2.36	4.77	4.77	4.77	-	-	16.67	5.08			
7	12	18	24	-	-	-	-	2.13	3.56	5.26	7.10	-	-	18.05	5.98			
7	12	18	18	-	-	-	-	2.29	3.82	5.65	5.65	-	-	17.41	5.56			
7	12	14	24	-	-	-	-	2.25	3.76	4.56	7.52	-	-	18.09	5.87			
7	12	14	18	-	-	-	-	2.35	3.93	4.77	5.82	-	-	16.87	5.16			
7	12	14	14	-	-	-	-	2.37	3.96	4.80	4.80	-	-	15.93	4.91			
7	12	12	24	-	-	-	-	2.28	3.81	3.81	7.61	-	-	17.51	5.56			
7	12	12	18	-	-	-	-	2.37	3.96	3.96	5.85	-	-	16.13	5.08			
7	12	12	14	-	-	-	-	2.37	3.96	3.96	4.80	-	-	15.09	4.60			
7	12	12	12	-	-	-	-	2.37	3.96	3.96	3.96	-	-	14.25	4.33			
7	9	18	24	-	-	-	-	2.25	2.84	5.56	7.51	-	-	18.15	5.98			
7	9	18	18	-	-	-	-	2.35	2.97	5.81	5.81	-	-	16.95	5.23			
7	9	14	24	-	-	-	-	2.29	2.88	4.63	7.63	-	-	17.42	5.43			
7	9	14	18	-	-	-	-	2.37	2.99	4.80	5.86	-	-	16.02	5.07			
7	9	12	24	-	-	-	-	2.35	2.96	3.92	7.84	-	-	17.08	5.23			
7	9	12	18	-	-	-	-	2.37	2.99	3.96	5.86	-	-	15.18	4.91			
7	9	12	14	-	-	-	-	2.37	2.99	3.96	4.80	-	-	14.12	4.21			
7	9	12	12	-	-	-	-	2.37	2.99	3.96	3.96	-	-	13.28	4.00			
7	9	9	24	-	-	-	-	2.37	2.98	2.98	7.89	-	-	16.23	5.08			
7	9	9	18	-	-	-	-	2.37	2.99	2.99	5.86	-	-	14.21	4.33			
7	9	9	14	-	-	-	-	2.37	2.99	2.99	4.80	-	-	13.15	3.90			
7	7	24	24	-	-	-	-	2.11	2.11	7.03	7.03	-	-	18.28	5.98			
7	7	18	24	-	-	-	-	2.27	2.27	5.61	7.57	-	-	17.73	5.70			
7	7	18	18	-	-	-	-	2.36	2.36	5.84	5.84	-	-	16.40	5.11			
7	7	14	24	-	-	-	-	2.35	2.35	4.75	7.83	-	-	17.27	5.23			

Note: •Heating capacity is based on 20°CDB (indoor temperature), 7°CDB/6°CWB (outdoor temperature)
•Pipe Length: 5 m (Outdoor unit to Branch box), 3 m (Branch box to Indoor unit)
•Height difference: 0 m (Outdoor unit to Indoor unit)
•The values in this table should be used only as a guide. These values are calculated at standard conditions.
To fix your selection of models, select them according to "Model Selection" in the D&T manual.
*1: LMC type is not available for this combination.

8 Rooms Multi Combination Table-Heating

8 Rooms Multi heating

AOYG45LBT8	Combination of Indoor Unit								HEATING OPERATION										
									Heating Capacity										Input power
									Room 1 kW	Room 2 kW	Room 3 kW	Room 4 kW	Room 5 kW	Room 6 kW	Room 7 kW	Room 8 kW	Total kW	kW	
4 Room	7	7	14	18	-	-	-	-	2.37	2.37	4.80	5.86	-	-	-	-	-	15.40	4.75
	7	7	14	14	-	-	-	-	2.37	2.37	4.80	4.80	-	-	-	-	-	14.34	4.21
	7	7	12	24	-	-	-	-	2.36	2.36	3.94	7.87	-	-	-	-	-	16.53	5.11
	7	7	12	18	-	-	-	-	2.37	2.37	3.96	5.86	-	-	-	-	-	14.56	4.46
	7	7	12	14	-	-	-	-	2.37	2.37	3.96	4.80	-	-	-	-	-	13.50	4.00
	7	7	9	24	-	-	-	-	2.37	2.37	2.99	7.91	-	-	-	-	-	15.64	4.91
	7	7	9	18	-	-	-	-	2.37	2.37	2.99	5.86	-	-	-	-	-	13.59	4.10
	7	7	7	24	-	-	-	-	2.37	2.37	2.37	7.91	-	-	-	-	-	15.02	4.60
	7	7	7	18	-	-	-	-	2.37	2.37	2.37	5.86	-	-	-	-	-	12.97	3.90
	12	12	12	12	14	-	-	-	3.51	3.51	3.51	3.51	4.26	-	-	-	-	18.32	5.98
	12	12	12	12	12	-	-	-	3.58	3.58	3.58	3.58	3.58	-	-	-	-	17.90	5.98
	9	12	12	14	14	-	-	-	2.66	3.52	3.52	4.27	4.27	-	-	-	-	18.26	5.98
	9	12	12	12	14	-	-	-	2.71	3.59	3.59	3.59	4.35	-	-	-	-	17.84	5.98
	9	12	12	12	12	-	-	-	2.85	3.77	3.77	3.77	3.77	-	-	-	-	17.95	5.87
	9	9	14	14	14	-	-	-	2.67	2.67	4.28	4.28	4.28	-	-	-	-	18.19	5.98
	9	9	12	14	18	-	-	-	2.66	2.66	3.52	4.26	5.21	-	-	-	-	18.30	5.98
	9	9	12	14	14	-	-	-	2.72	2.72	3.60	4.37	4.37	-	-	-	-	17.77	5.98
	9	9	12	12	18	-	-	-	2.71	2.71	3.58	3.58	5.30	-	-	-	-	17.88	5.98
	9	9	12	12	14	-	-	-	2.86	2.86	3.78	3.78	4.58	-	-	-	-	17.86	5.70
	9	9	12	12	12	-	-	-	2.89	2.89	3.83	3.83	3.83	-	-	-	-	17.28	5.43
9	9	9	14	18	-	-	-	2.71	2.71	2.71	4.36	5.32	-	-	-	-	17.82	5.98	
9	9	9	14	14	-	-	-	2.86	2.86	2.86	4.59	4.59	-	-	-	-	17.77	5.56	
9	9	9	12	18	-	-	-	2.85	2.85	2.85	3.78	5.59	-	-	-	-	17.92	5.87	
9	9	9	12	14	-	-	-	2.90	2.90	2.90	3.84	4.65	-	-	-	-	17.19	5.32	
9	9	9	12	12	-	-	-	2.97	2.97	2.97	3.93	3.93	-	-	-	-	16.78	5.16	
9	9	9	9	24	-	-	-	2.70	2.70	2.70	2.70	7.14	-	-	-	-	17.94	5.98	
9	9	9	9	18	-	-	-	2.89	2.89	2.89	2.89	5.67	-	-	-	-	17.25	5.43	
9	9	9	9	14	-	-	-	2.97	2.97	2.97	2.97	4.77	-	-	-	-	16.67	5.11	
9	9	9	9	12	-	-	-	2.99	2.99	2.99	2.99	3.96	-	-	-	-	15.92	5.07	
9	9	9	9	9	-	-	-	2.99	2.99	2.99	2.99	2.99	-	-	-	-	14.95	4.60	
5 Room	7	12	14	14	14	-	-	-	2.10	3.51	4.25	4.25	4.25	-	-	-	-	18.37	5.98
	7	12	12	14	14	-	-	-	2.14	3.57	3.57	4.33	4.33	-	-	-	-	17.95	5.98
	7	12	12	12	18	-	-	-	2.13	3.56	3.56	3.56	5.26	-	-	-	-	18.06	5.98
	7	12	12	12	14	-	-	-	2.25	3.76	3.76	3.76	4.56	-	-	-	-	18.10	5.87
	7	12	12	12	12	-	-	-	2.28	3.81	3.81	3.81	4.81	-	-	-	-	17.52	5.56
	7	9	14	14	18	-	-	-	2.09	2.64	4.24	4.24	5.18	-	-	-	-	18.40	5.98
	7	9	14	14	14	-	-	-	2.14	2.71	4.34	4.34	4.34	-	-	-	-	17.88	5.98
	7	9	12	14	18	-	-	-	2.13	2.69	3.57	4.32	5.28	-	-	-	-	17.91	5.98
	7	9	12	14	14	-	-	-	2.26	2.85	3.77	4.57	4.57	-	-	-	-	18.01	5.70
	7	9	12	14	18	-	-	-	2.25	2.84	3.76	3.76	5.36	-	-	-	-	18.16	5.98
	7	9	12	12	14	-	-	-	2.28	2.88	3.82	3.82	4.63	-	-	-	-	17.43	5.43
	7	9	12	12	12	-	-	-	2.35	2.96	3.92	3.92	4.73	-	-	-	-	17.09	5.23
	7	9	9	18	18	-	-	-	2.13	2.69	2.69	5.27	5.27	-	-	-	-	18.04	5.98
	7	9	9	14	18	-	-	-	2.25	2.84	2.84	4.56	5.57	-	-	-	-	18.07	5.87
	7	9	9	14	14	-	-	-	2.29	2.89	2.89	4.64	4.64	-	-	-	-	17.34	5.32
	7	9	9	12	24	-	-	-	2.12	2.68	2.68	3.55	7.08	-	-	-	-	18.11	5.98
	7	9	9	12	18	-	-	-	2.28	2.88	2.88	3.81	5.64	-	-	-	-	17.49	5.56
	7	9	9	12	14	-	-	-	2.35	2.97	2.97	3.93	4.76	-	-	-	-	16.97	5.16
	7	9	9	12	12	-	-	-	2.37	2.98	2.98	3.95	3.95	-	-	-	-	16.24	5.08
	7	9	9	9	24	-	-	-	2.17	2.74	2.74	2.74	7.24	-	-	-	-	17.63	5.98
	7	9	9	9	18	-	-	-	2.35	2.96	2.96	2.96	5.81	-	-	-	-	17.05	5.23
	7	9	9	9	14	-	-	-	2.37	2.99	2.99	2.99	4.79	-	-	-	-	16.12	5.07
	7	9	9	9	12	-	-	-	2.37	2.99	2.99	2.99	3.96	-	-	-	-	15.30	4.75
	7	9	9	9	9	-	-	-	2.37	2.99	2.99	2.99	2.99	-	-	-	-	14.33	4.33
	7	7	14	14	18	-	-	-	2.12	2.12	4.30	4.30	5.25	-	-	-	-	18.10	5.98
	7	7	14	14	14	-	-	-	2.25	2.25	4.55	4.55	4.55	-	-	-	-	18.16	5.70
	7	7	12	18	18	-	-	-	2.11	3.53	5.23	5.23	5.23	-	-	-	-	18.21	5.88
	7	7	12	14	18	-	-	-	2.16	2.16	3.62	4.38	5.35	-	-	-	-	17.68	5.98
	7	7	12	14	14	-	-	-	2.28	2.28	3.80	4.61	4.61	-	-	-	-	17.58	5.43
	7	7	12	12	24	-	-	-	2.11	2.11	3.52	3.52	7.03	-	-	-	-	18.29	5.98
	7	7	12	12	14	-	-	-	2.35	2.35	3.92	3.92	4.75	-	-	-	-	17.28	5.23
	7	7	12	12	12	-	-	-	2.36	2.36	3.94	3.94	3.94	-	-	-	-	16.54	5.11
	7	7	9	18	18	-	-	-	2.16	2.16	2.72	5.34	5.34	-	-	-	-	17.73	5.98
	7	7	9	14	24	-	-	-	2.11	2.11	2.67	4.28	7.05	-	-	-	-	18.22	5.98
	7	7	9	14	18	-	-	-	2.27	2.27	2.87	4.61	5.62	-	-	-	-	17.64	5.56
	7	7	9	14	14	-	-	-	2.35	2.35	2.96	4.75	4.75	-	-	-	-	17.16	5.16
	7	7	9	12	24	-	-	-	2.15	2.15	2.72	3.60	7.18	-	-	-	-	17.80	5.98
	7	7	9	12	18	-	-	-	2.34	2.34	2.96	3.92	5.80	-	-	-	-	17.36	5.32
	7	7	9	12	14	-	-	-	2.36	2.36	2.98	3.95	4.78	-	-	-	-	16.43	5.08
	7	7	9	12	12	-	-	-	2.37	2.37	2.99	3.96	3.96	-	-	-	-	15.65	4.91
	7	7	9	9	24	-	-	-	2.27	2.27	2.86	2.86	7.56	-	-	-	-	17.81	5.70
	7	7	9	9	18	-	-	-	2.36	2.36	2.98	2.98	5.83	-	-	-	-	16.51	5.11
	7	7	9	9	14	-	-	-	2.37	2.37	2.99	2.99	4.80	-	-	-	-	15.52	4.75
7	7	9	9	12	-	-	-	2.37	2.37	2.99	2.99	3.96	-	-	-	-	14.68	4.46	
7	7	9	9	9	-	-	-	2.37	2.37	2.99	2.99	2.99	-	-	-	-	13.71	4.10	
7	7	7	18	18	-	-	-	2.26	2.26	2.26	5.58	5.58	-	-	-	-	17.95	5.87	
7	7	7	14	24	-	-	-	2.14	2.14	2.14	4.34	7.15	-	-	-	-	17.91	5.98	
7	7	7	14	18	-	-	-	2.30	2.30	2.30	4.65	5.68	-	-	-	-	17.22	5.32	
7	7	7	14	14	-	-	-	2.36	2.36	2.36	4.77	4.77	-	-	-	-	16.62	5.08	
7	7	7	12	24	-	-	-	2.25	2.25	2.25	3.77	7.52	-	-	-	-	18.05	5.87	
7	7	7	12	18	-	-	-	2.35	2.35	2.35	3.93	5.82	-	-	-	-	16.81	5.16	
7	7	7	12	14	-	-	-	2.37	2.37	2.37	3.96	4.80	-	-	-	-	15.87	4.91	
7	7	7	12	12	-	-	-	2.37	2.37	2.37	3.96	3.96	-	-	-	-	15.03	4.60	
7	7	7	9	24	-	-	-	2.29	2.29	2.29	2.89	7.63	-	-	-	-	17.38	5.43	
7	7	7	9	18	-	-	-	2.37	2.37	2.37	2.99	5.86	-	-	-	-	15.96	5.07	
7	7	7	9	14	-	-	-	2.37	2.37	2.37	2.99	4.80	-	-	-	-	14.90	4.46	
7	7																		

8 Rooms Multi heating






































AOYG45LBT8	Combination of Indoor Unit								HEATING OPERATION												
									Heating Capacity								Total		Input power		
									Room 1	Room 2	Room 3	Room 4	Room 5	Room 6	Room 7	Room 8				kW	kW
	7	9	9	9	9	18	-	-	2.12	2.68	2.68	2.68	2.68	2.68	5.25	-	-	18.10	5.98		
	7	9	9	9	9	12	-	-	2.28	2.87	2.87	2.87	2.87	2.87	3.81	-	-	17.57	5.56		
	7	9	9	9	9	9	-	-	2.35	2.96	2.96	2.96	2.96	2.96	-	-	-	17.16	5.23		
	7	7	12	12	12	14	-	-	2.11	2.11	3.22	3.52	3.52	3.52	-	-	-	18.29	5.98		
	7	7	9	12	12	14	-	-	2.11	2.11	2.66	3.53	3.53	4.28	-	-	-	18.23	5.98		
	7	7	9	12	12	12	-	-	2.15	2.15	2.71	3.60	3.60	3.60	-	-	-	17.81	5.98		
	7	7	9	9	14	14	-	-	2.12	2.12	2.67	2.67	4.29	4.29	-	-	-	18.16	5.98		
	7	7	9	9	12	18	-	-	2.11	2.11	2.66	2.66	3.52	5.21	-	-	-	18.27	5.98		
	7	7	9	9	12	14	-	-	2.16	2.16	2.72	2.72	3.61	4.37	-	-	-	17.74	5.98		
	7	7	9	9	12	12	-	-	2.27	2.27	2.86	2.86	3.78	3.78	-	-	-	17.82	5.70		
	7	7	9	9	9	18	-	-	2.15	2.15	2.72	2.72	2.72	5.33	-	-	-	17.79	5.98		
	7	7	9	9	9	14	-	-	2.27	2.27	2.86	2.86	2.86	4.60	-	-	-	17.73	5.56		
	7	7	9	9	9	12	-	-	2.30	2.30	2.90	2.90	2.90	3.84	-	-	-	17.15	5.32		
	7	7	9	9	9	9	-	-	2.36	2.36	2.97	2.97	2.97	2.97	-	-	-	16.61	5.11		
	7	7	7	12	14	14	-	-	2.10	2.10	2.10	3.51	4.26	4.26	-	-	-	18.34	5.98		
	7	7	7	12	12	14	-	-	2.14	2.14	2.14	3.58	3.58	4.34	-	-	-	17.92	5.98		
	7	7	7	12	12	12	-	-	2.25	2.25	2.25	3.77	3.77	3.77	-	-	-	18.06	5.87		
	7	7	7	9	14	18	-	-	2.10	2.10	2.10	2.65	4.25	5.19	-	-	-	18.38	5.98		
	7	7	7	9	14	14	-	-	2.15	2.15	2.15	2.71	4.35	4.35	-	-	-	17.85	5.98		
	7	7	7	9	12	18	-	-	2.14	2.14	2.14	2.70	3.57	5.28	-	-	-	17.96	5.98		
	7	7	7	9	12	14	-	-	2.26	2.26	2.26	2.85	3.77	4.57	-	-	-	17.97	5.70		
	7	7	7	9	12	12	-	-	2.29	2.29	2.29	2.89	3.82	3.82	-	-	-	17.39	5.43		
	7	7	7	9	9	18	-	-	2.25	2.25	2.25	2.84	2.84	5.57	-	-	-	18.03	5.87		
	7	7	7	9	9	14	-	-	2.29	2.29	2.29	2.89	2.89	4.64	-	-	-	17.30	5.32		
	7	7	7	9	9	12	-	-	2.35	2.35	2.35	2.97	2.97	3.93	-	-	-	16.92	5.16		
	7	7	7	9	9	9	-	-	2.37	2.37	2.37	2.99	2.99	2.99	-	-	-	16.07	5.07		
	7	7	7	7	14	18	-	-	2.13	2.13	2.13	2.13	4.31	5.26	-	-	-	18.07	5.98		
	7	7	7	7	14	14	-	-	2.25	2.25	2.25	2.25	4.56	4.56	-	-	-	18.12	5.70		
	7	7	7	7	12	18	-	-	2.17	2.17	2.17	2.17	3.62	5.36	-	-	-	17.65	5.98		
	7	7	7	7	12	14	-	-	2.28	2.28	2.28	2.28	3.81	4.62	-	-	-	17.54	5.43		
	7	7	7	7	12	12	-	-	2.35	2.35	2.35	2.35	3.92	3.92	-	-	-	17.23	5.23		
	7	7	7	7	9	24	-	-	2.12	2.12	2.12	2.12	2.67	7.06	-	-	-	18.19	5.98		
	7	7	7	7	9	18	-	-	2.28	2.28	2.28	2.28	2.87	5.63	-	-	-	17.60	5.56		
	7	7	7	7	9	14	-	-	2.35	2.35	2.35	2.35	2.96	4.76	-	-	-	17.11	5.16		
	7	7	7	7	9	12	-	-	2.36	2.36	2.36	2.36	2.98	3.95	-	-	-	16.38	5.08		
	7	7	7	7	9	9	-	-	2.37	2.37	2.37	2.37	2.99	2.99	-	-	-	15.46	4.75		
	7	7	7	7	7	24	-	-	2.14	2.14	2.14	2.14	2.14	7.16	-	-	-	17.88	5.98		
	7	7	7	7	7	18	-	-	2.30	2.30	2.30	2.30	2.30	5.68	-	-	-	17.18	5.32		
	7	7	7	7	7	14	-	-	2.36	2.36	2.36	2.36	2.36	4.78	-	-	-	16.57	5.08		
	7	7	7	7	7	12	-	-	2.37	2.37	2.37	2.37	2.37	3.96	-	-	-	15.81	4.91		
	7	7	7	7	7	9	-	-	2.37	2.37	2.37	2.37	2.37	2.99	-	-	-	14.84	4.46		
	7	7	7	7	7	7	-	-	2.37	2.37	2.37	2.37	2.37	2.37	-	-	-	14.22	4.21		
	7	9	9	9	9	9	-	-	2.12	2.67	2.67	2.67	2.67	2.67	2.67	-	-	18.16	5.98		
	7	9	9	9	9	9	12	-	2.10	2.10	2.65	2.65	2.65	2.65	3.51	-	-	18.33	5.98		
	7	7	9	9	9	9	9	-	2.15	2.15	2.71	2.71	2.71	2.71	2.71	-	-	17.85	5.98		
	7	7	7	9	9	9	14	-	2.09	2.09	2.09	2.63	2.63	2.63	4.23	-	-	18.40	5.98		
	7	7	7	9	9	9	12	-	2.13	2.13	2.13	2.69	2.69	2.69	3.56	-	-	18.02	5.98		
	7	7	7	9	9	9	9	-	2.25	2.25	2.25	2.84	2.84	2.84	2.84	-	-	18.11	5.87		
	7	7	7	7	9	12	14	-	2.11	2.11	2.11	2.11	2.67	3.53	3.53	-	-	18.20	5.98		
	7	7	7	7	9	9	14	-	2.12	2.12	2.12	2.12	2.68	2.68	4.30	-	-	18.13	5.98		
	7	7	7	7	9	9	12	-	2.16	2.16	2.16	2.16	2.73	2.73	3.61	-	-	17.71	5.98		
	7	7	7	7	9	9	9	-	2.27	2.27	2.27	2.27	2.87	2.87	2.87	-	-	17.68	5.56		
	7	7	7	7	7	12	14	-	2.10	2.10	2.10	2.10	2.10	3.52	4.26	-	-	18.31	5.98		
	7	7	7	7	7	12	12	-	2.14	2.14	2.14	2.14	2.14	3.58	3.58	-	-	17.89	5.98		
	7	7	7	7	7	9	18	-	2.10	2.10	2.10	2.10	2.10	2.65	5.19	-	-	18.35	5.98		
	7	7	7	7	7	9	14	-	2.15	2.15	2.15	2.15	2.15	2.71	4.36	-	-	17.82	5.98		
	7	7	7	7	7	9	12	-	2.26	2.26	2.26	2.26	2.26	2.85	3.78	-	-	17.93	5.70		
	7	7	7	7	7	9	9	-	2.29	2.29	2.29	2.29	2.29	2.89	2.89	-	-	17.26	5.32		
	7	7	7	7	7	7	18	-	2.13	2.13	2.13	2.13	2.13	2.13	5.26	-	-	18.04	5.98		
	7	7	7	7	7	7	14	-	2.25	2.25	2.25	2.25	2.25	2.25	4.56	-	-	18.08	5.70		
	7	7	7	7	7	7	12	-	2.28	2.28	2.28	2.28	2.28	2.28	3.81	-	-	17.50	5.43		
	7	7	7	7	7	7	9	-	2.35	2.35	2.35	2.35	2.35	2.35	2.96	-	-	17.06	5.16		
	7	7	7	7	7	7	7	-	2.36	2.36	2.36	2.36	2.36	2.36	2.36	-	-	16.52	5.08		
	7	7	7	7	7	9	9	-	2.09	2.09	2.09	2.09	2.09	2.64	2.64	2.64	-	-	18.40	5.98	
	7	7	7	7	7	7	9	9	2.12	2.12	2.12	2.12	2.12	2.12	2.68	2.68	2.68	-	-	18.10	5.98
	7	7	7	7	7	7	12	-	2.11	2.11	2.11	2.11	2.11	2.11	2.11	3.52	-	-	18.28	5.98	
	7	7	7	7	7	7	9	-	2.15	2.15	2.15	2.15	2.15	2.15	2.15	2.72	-	-	17.79	5.98	
	7	7	7	7	7	7	7	-	2.25	2.25	2.25	2.25	2.25	2.25	2.25	2.25	2.25	-	-	18.04	5.70

Note:

- Heating capacity is based on 20°CDB (indoor temperature), 7°CDB/6°CWB (outdoor temperature)
- Pipe Length: 5 m (Outdoor unit to Branch box), 3 m (Branch box to Indoor unit)
- Height difference: 0 m (Outdoor unit to Indoor unit)
- The values in this table should be used only as a guide. These values are calculated at standard conditions. To fix your selection of models, select them according to "Model Selection" in the D&T manual.

MULTI SPLIT

Feature Explanation & Summary

Type		Wall Mounted			
Series		Designer Range	Standard Range	Designer Range	
Model No.					
Refrigerant					
Energy Saving Function	 Save human sensor	Human sensor detects the movement of people in the room and judges whether the energy saving operation.	●		
	 Economy mode	Thermostat setting automatically changes according to the temperature to avoid unnecessary cooling and heating.	●	●	●
	 Room temperature set point limitation	The minimum and maximum temperature range can be set giving further energy saving while considering the comfort of the occupants.	○	○	○
	 Set temperature auto return	The setting temperature automatically returns to the previously set temperature.	○	○	○
Comfortable Function	 Power diffuser	An additional louver that opens based on monitoring sensors to quickly enhance immediate comfort needs			
	 Powerful mode	Operation at maximum air flow and compressor speed, and quickly makes the room comfortable.	●	●	●
	 10°C HEAT operation	The room temperature can be set to go no lower than 10°C, thus ensuring that the room does not get too cold when not occupied.	●	●	●
	 Low noise mode	Sound noise level of outdoor unit can be selected.	●	●	●
	 Auto-changeover	The unit automatically switches between heating and cooling modes based on your temperature setting and the room temperature.	●	●	●
	 Up/down swing flaps	The up/down flaps automatically swing up and down.	●	●	●
	 Double swing automatic	Complex swing action of flaps enables automatically to swing both horizontal and vertical directions.			
	 Automatic fan speed	The micro-computer automatically adjusts the airflow effectively to follow the changes of room temperature.	●	●	●
	 Auto restart	In the event of a temporary power failure, the air conditioner will automatically restart in the same operating mode as before, once power supply is restored.	●	●	●
	 Connectable fresh air duct	Outside air can be introduced by attaching Locally purchased duct to fresh air knockout and optional part.			
	 Fresh air intake	Fresh air can be taken in by a fan which can be connected using external control unit.			
	 Connectable distributing duct	Systems are capable of attaching Locally purchased branch ducts distributing the airflow.			
	Convenient Function	 Auto off timer	Automatically stops operation when a fixed time has elapsed from the start of operation.	○	○
 Sleep timer		The micro-computer gradually changes the room temperature automatically to afford a comfortable night's sleep.	●	●	●
 Program timer		This digital timer allows selection of one of four options: ON, OFF, ON » OFF or OFF » ON.	●	●	●
 Weekly timer		Different ON-OFF times can be set for each day.	●	○	●
 Weekly + setback timer		Weekly + Setback timer can set temperature for two times spans and for each day of the week.	○	○	○
 Filter sign		Indicates the filter cleaning period by lamp.	●	●	●
 External error output			○	○	○
 External ON/OFF input			○	○	○
Clean Function	 Wireless LAN control	The exclusive Wireless LAN adaptor enables to operate the air conditioner by smartphone or tablet PC from outside.	○	○	○
	 Ion deodorization filter	The filter deodorizes by powerfully decomposing absorbed odors using the oxidizing and reducing effects of ions generated by the ultra-fine-particle ceramic.	○	○	●
	 Apple-catechin filter	The Apple-catechin filter uses static electricity to clean fine particles and dust in the air.	○	○	●
	 Long life filter				
Installation	 Washable panel	Since the front panel is easy to remove, maintenance is also easy.			
	 Drain pump as standard				
	 Blue fin				

Light Commercial & Commercial, Residential

V R F

172 AIRSTAGE™ J-Series Overview

174 AIRSTAGE™ V-Series Overview

176 VRF Outdoor Units Lineup

178 Feature



VRF Outdoor Units



AIRSTAGE™ J-Series Heat Pump for Small Capacity Type

184 AIRSTAGE™ J-IIIIL *New 18 HP model

188 AIRSTAGE™ J-III

190 AIRSTAGE™ J-IIS



AIRSTAGE™ V-Series Heat Recovery Modular Type

192 AIRSTAGE™ VR-II

Heat Pump Modular Type

196 AIRSTAGE™ V-III

200 AIRSTAGE™ V-III Tropical

VRF Indoor Units

204 VRF Indoor Units Lineup

206 **New** Indoor Unit – 3D Flow Cassette

208 VRF Indoor Units Specifications



FUJITSU GENERAL (Euro) GmbH participates in the ECP programme for AIR CONDITIONERS.


Check ongoing validity of certificate:

www.eurovent-certification.com

* Models so marked are not ECC certified.

AIRSTAGE™ VRF Systems can be designed to create an air conditioning solution to suit most buildings requirements.

AIRSTAGE™ VRF Systems can be designed to effectively provide an air conditioning solution from a large domestic residence through to a large scale commercial building.



AIRSTAGE™ J-Series Overview

Fujitsu General provides air conditioning systems for a wide range of applications from small office buildings and hotels to large stores, houses.





Max. 18 HP Heat Pump

AIRSTAGE™ J-III L

J-III L is an outdoor unit with a slim design offering a high degree of freedom of installation that is recommended for mid-size office buildings and hotels. Furthermore, you can connect up to 42* indoor units with newly added 14/16/18 HP model. 14/16/18 HP model is also ideal for hospitals and educational facilities with many rooms.

*: 18 HP model

Slim Outdoor Unit

Although this is a 14/16/18 HP model that can handle slightly larger properties, it has a slim depth of 480 mm. This model can be introduced and installed even in limited spaces.

Small room application

Up to 30-42 indoor units can be connected by the optimum heat exchanger structure. Available to various small rooms.

Top Class Low Operating Sound

Top class low operating sound is realized. Highly suited to densely populated areas thanks to their low operating sound.



8-12 HP models

New 18 HP model & 14/16 models

Max. 6 HP Heat Pump

AIRSTAGE™ J-III

J-III improves the system with up to 13 indoor units. This model is suitable for small buildings that bring together small stores.

High Energy Efficiency

Heat pump inverter control is used to achieve an efficient cooling and heating operation in any indoor unit combination.

Flexible systems for small- and medium-size buildings air conditioning

Space saving design and long piping design allow flexible installations on the roofs or balconies of small and medium-size buildings. Multiple indoor units of various capacities and types can be connected.



Max. 6 HP Heat Pump, Compact Design

AIRSTAGE™ J-IIS

J-IIS has a compact design with a height of 998 mm that does not obstruct visibility even when installed near waist-high windows. This model is also ideal for large houses, retail stores and other properties.

Space saving and low sound level design

Economical individual air conditioning is realized by ALL-DC technology, large capacity DC twin rotary compressor, and 3-row heat exchanger though the size is compact.

Flexible systems for homes, shops, small-size buildings air conditioning

Due to compact size design and flexible piping design, J-IIS series can be installed easily at the place where the installation space is limited such as homes, shops, and small offices. Multiple indoor units of various capacities and types can be connected.



AIRSTAGE™ V-Series Overview

AIRSTAGE™ V-Series Systems can be designed to effectively provide an air conditioning solution from a large domestic residence through to a large scale commercial building.



Max. 48 HP Heat Recovery *AIRSTAGE™ VR-II*

Smart and cutting-edge design.
Extensive lineup from 8 HP to 48 HP in 2 HP increment.
Connectable indoor unit capacity ratio up to 150%

Simultaneous cooling and heating operation using 1 refrigerant system

Cooling and heating can be freely selected for each indoor unit to provide simultaneous cooling and heating in rooms with large temperature differences.

Annual cooling operation

Use annual cooling operation for the rooms and other spaces that require constant temperature control throughout the year.

Handles changes in the temperature difference

The operation mode can be freely changed when there are large temperature differences during the day, such as between seasons.

Max. 54 HP Heat Pump *AIRSTAGE™ V-III*

Smart and cutting-edge design.
Extensive lineup from 8 HP to 54 HP in 2 HP increment.
Connectable indoor unit capacity ratio up to 150%

Excellent energy saving

Heat pump inverter type realizes the highly energy saving air conditioning for individual cooling and heating operation by all inverter technology for seasonal efficiency.

High design flexibility for various building air conditioning

High design flexibly meets the various needs of high-rise building air conditioning such as outdoor unit roof top concentrated installation and each floor installation by large capacity combination, sufficient connection capacity, and high static pressure design.

Easy installation and maintenance

The flexible communication method and piping connections make installation and maintenance easy even for large systems.



at Cooling
Up to 52°C
outdoor
temperature

Max. 54 HP Heat Pump **AIRSTAGE™ V-III**

Fujitsu General tropical VRF is designed for tropical weather. Extensive lineup from 8 HP to 54 HP in 2 HP increment. Connectable indoor unit capacity ratio up to 130%

High ambient operation design

Possible to operate cooling up to 52°C outdoor temperature

Powerful cooling capacity design

Keeping high cooling power at even high ambient temperature

Anti-corrosion treatment design

All metallic and PCB components are protected against corrosion



Energy saving technology that boosted operation efficiency



1 Powerful large propeller fan

By using CFD*¹ technology, a newly designed fan achieves high performance and low noise operation.

*1. CFD = Computational Fluid Dynamics



2 3 phase DC fan motor

Efficiency is substantially improved by high efficient motor with sophisticated driver control. In addition, low noise is realized by DC fan motor.



3 Sine-wave DC inverter control

High efficiency is realized by adoption of reduced switching loss IPM.



4 4-face heat exchanger

Heat exchange efficiency is significantly improved by the introduction of a new 4-face heat exchanger that increases effective surface area.



5 Subcool heat exchanger

High Heat Exchange efficiency is achieved by using an internal projection shape double pipe construction.



6 High efficient and large capacity DC inverter compressor

Large capacity high efficient DC twin rotary compressor with excellent intermediate capability.
















































































































7 Front intake port (Corner cut air inlet structure)

In multiple outdoor unit installations, the unique front intake design improves airflow into the Heat Exchanger.



VRF Outdoor Units Lineup

Capacity (kW)	12.1	14.0	15.1-15.5	22.4	28.0	33.5	40.0	45.0	50.4	55.9	61.5	67.0	73.5
HP	4	5	6	8	10	12	14	16	18	20	22	24	26
J-III Series													
J-III Series	 AJY040 LBLAH, AJY040 LELAH	 AJY040 LBLAH, AJY040 LELAH	 AJY054 LBLAH, AJY054 LELAH										
J-IIS Series	 AJY040 LCLAH	 AJY045 LCLAH	 AJY054 LCLAH										
VR-II Series Heat Recovery	Space Saving												
	Set Model			AJYA72 GALH	AJYA90 GALH	AJY108 GALH	AJY126 GALH	AJY144 GALH	AJY162 GALH	AJY180 GALH	AJY198 GALH	AJY216 GALH	AJY234 GALH
V-III Series Heat Pump	Energy Efficiency												
	Set Model							AJY144 GALHH			AJY198 GALHH	AJY216 GALHH	AJY234 GALHH
V-III Series Heat Pump	Space Saving												
	Set Model			AJY072 LALBH	AJY090 LALBH	AJY108 LALBH	AJY126 LALBH	AJY144 LALBH	AJY162 LALBH	AJY180 LALBH	AJY198 LALBH	AJY216 LALBH	AJY234 LALBH
V-III Tropical Series Heat Pump	Energy Efficiency												
	Set Model							AJY144 LALBHH	AJY162 LALBHH	AJY180 LALBHH		AJY216 LALBHH	AJY234 LALBHH

78.5 28	85.0 30	90.0 32	95.0 34	100.5 36	107.0 38	112.0 40	118.5 42	123.5 44	130.0 46	135.0 48	140.0 50	145.0 52	150.0 54
 AJY252 GALH	 AJY270 GALH	 AJY288 GALH	 AJY306 GALH	 AJY324 GALH	 AJY342 GALH	 AJY360 GALH	 AJY378 GALH	 AJY396 GALH	 AJY414 GALH	 AJY432 GALH			
 AJY252 GALHH	 AJY270 GALHH	 AJY288 GALHH	 AJY306 GALHH	 AJY324 GALHH	 AJY342 GALHH	 AJY360 GALHH	 AJY378 GALHH	 AJY396 GALHH					
 AJY252 LALBH	 AJY270 LALBH	 AJY288 LALBH	 AJY306 LALBH	 AJY324 LALBH	 AJY342 LALBH	 AJY360 LALBH	 AJY378 LALBH	 AJY396 LALBH	 AJY414 LALBH	 AJY432 LALBH	 AJY450 LALBH	 AJY468 LALBH	 AJY486 LALBH
 AJY252 LALBHH	 AJY270 LALBHH	 AJY288 LALBHH	 AJY306 LALBHH	 AJY324 LALBHH	 AJY342 LALBHH	 AJY360 LALBHH	 AJY378 LALBHH	 AJY396 LALBHH	 AJY414 LALBHH				
 AJY252 LNLBH	 AJY270 LNLBH	 AJY288 LNLBH	 AJY306 LNLBH	 AJY324 LNLBH	 AJY342 LNLBH	 AJY360 LNLBH	 AJY378 LNLBH	 AJY396 LNLBH	 AJY414 LNLBH	 AJY432 LNLBH	 AJY450 LNLBH	 AJY468 LNLBH	 AJY486 LNLBH
 AJY252 LNLBHH	 AJY270 LNLBHH	 AJY288 LNLBHH	 AJY306 LNLBHH	 AJY324 LNLBHH	 AJY342 LNLBHH	 AJY360 LNLBHH	 AJY378 LNLBHH	 AJY396 LNLBHH	 AJY414 LNLBHH				

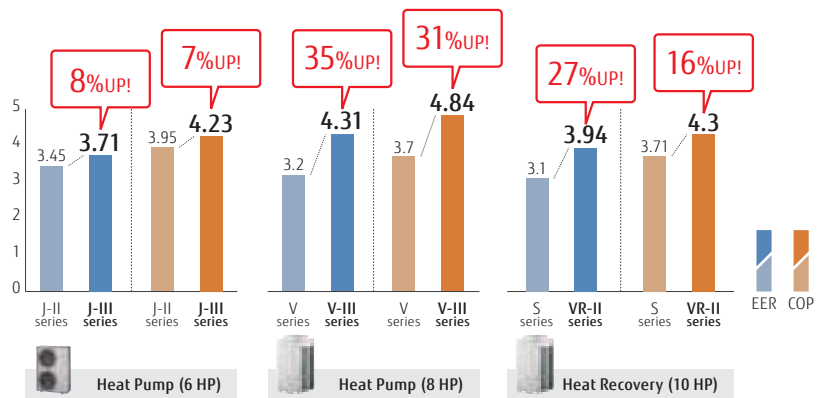
Feature

High Efficiency

Efficiency is improved significantly by using DC twin rotary compressor, inverter technology, and large heat exchanger




DC twin rotary compressor




ALL DC High efficiency design with top class SEER/SCOP

All VRF series including J-III series have DC technology to realize the high efficiency operation. This enhances the durability and reliability of VRF series.



 1 DC fan motor	 3 DC inverter control
 2 Large heat exchanger	 4 Subcool heat exchanger



 1 3 phase DC fan motor	 3 Sine-wave DC inverter control
 2 Large heat exchanger	 4 Subcool heat exchanger

Energy Saving Function



Economy operation

Economy operation can be set by remote controller. The temperature setting is offset automatically over a certain period of time.



Room temperature set point limitation

The minimum and maximum temperature ranges can be limited, which provide further energy saving while maintaining the comfort of the occupants.



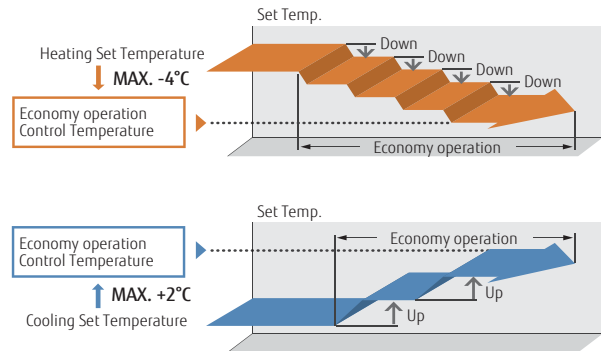
Auto-off timer

- The indoor unit automatically is turned off when it reaches to the preset operating time frame.
- The time frame of the "Auto off timer" can be flexibly scheduled.

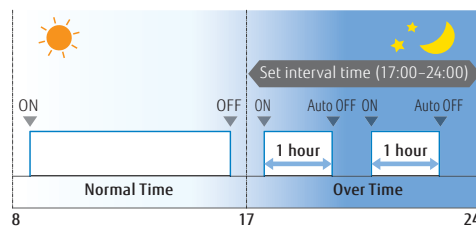
Capacity save operation

Operation capacity can be set in 5 steps for rated capability. The power consumption at peak is cut down and the maximum load is suppressed.

Room temperature set point limitation



Auto-off timer



More Comfort

Precision refrigerant flow control

Precise and smooth refrigerant flow control is achieved by using a DC Inverter control in conjunction with individual indoor unit electronic expansion valve control. This allows high precision comfortable temperature control of $\pm 0.5^{\circ}\text{C}$.



Auto changeover function

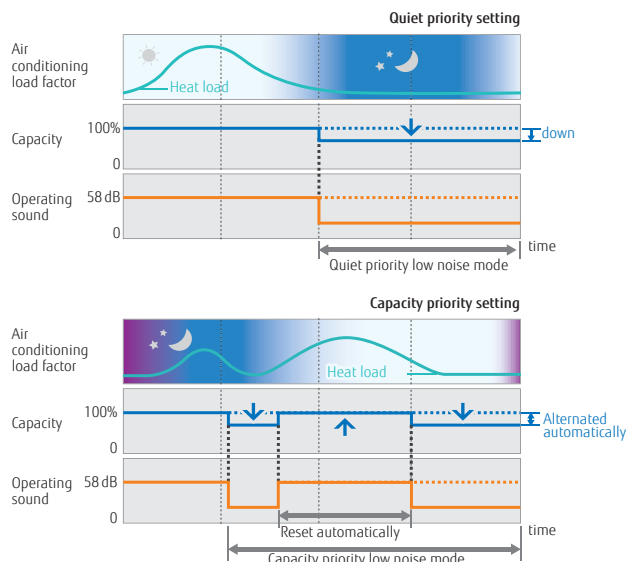
At Auto setting, the cooling/heating mode is automatically switched according to the set temperature and room temperature.



Quiet operation

Two low noise modes can be selected automatically by quiet priority setting and capacity priority setting depending on the indoor environment and outside temperature load. This feature can be controlled via outdoor unit external input and/or system controller.

Quiet operation



Design Flexibility



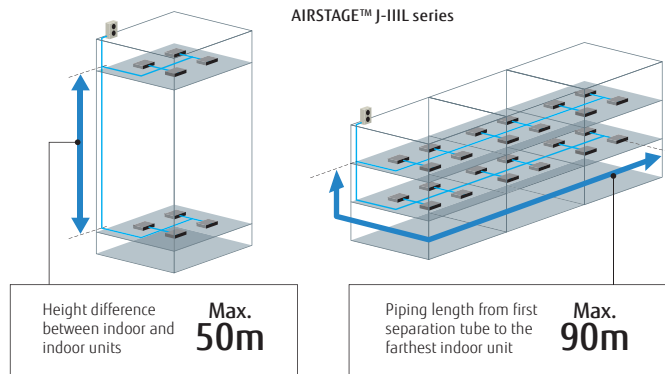
Top class Compact design

Compact outdoor unit can be attained at the top class in the industry by optimal airflow structure design. (Up to 18 HP)



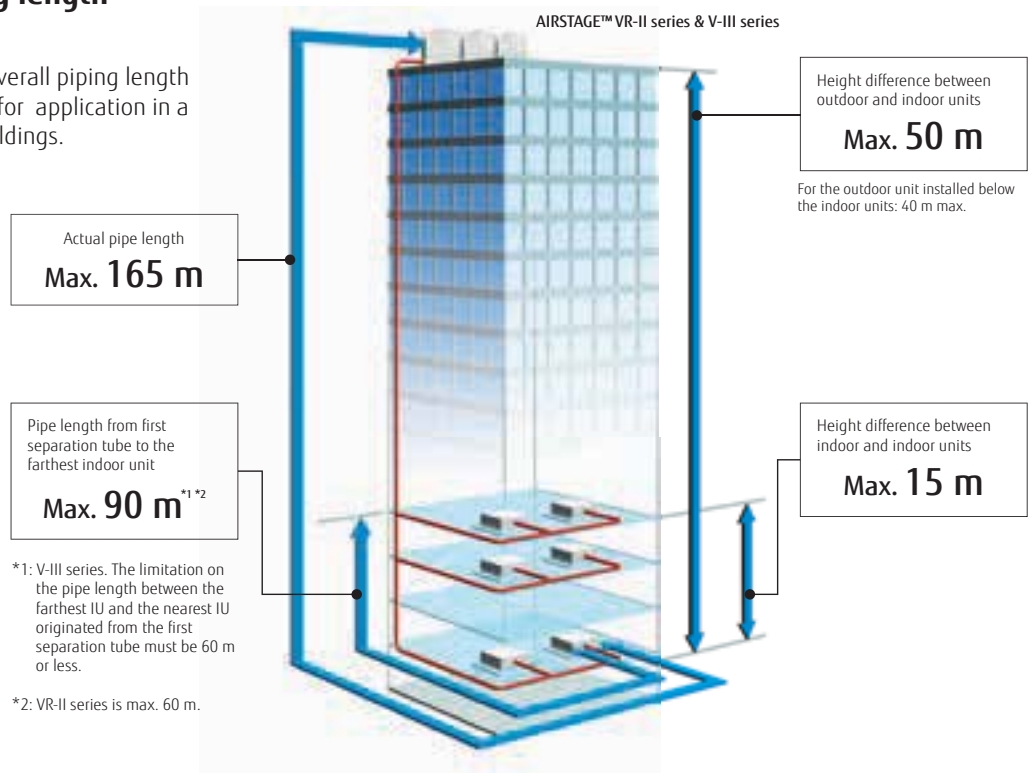
Long piping design

Piping design suitable for long, narrow office buildings with a difference in height and low-rise shops with depth (AIRSTAGE™ J-IIIL series)



Overall piping length Max. 1,000 m

World's top class overall piping length of 1,000 m allows for application in a wide variety of buildings.



High capacity connection

Series	Connectable indoor unit capacity range	Connectable indoor unit number
AIRSTAGE™ J-III series 14/16/18 HP Heat Pump type	50% to 150%* ³	up to 42* ⁵
AIRSTAGE™ J-III series 8/10/12 HP Heat Pump type	50% to 150%* ³	up to 30* ⁶
AIRSTAGE™ J-III series Heat Pump type	50% to 150%* ³	up to 13* ⁷
AIRSTAGE™ J-IIS series Heat Pump type	50% to 130%* ³	up to 8
AIRSTAGE™ VR-II series Heat Recovery Modular type	50% to 150%* ³	up to 64
AIRSTAGE™ V-III series Heat Pump Modular type	50% to 150%* ⁴	up to 64

*3: Conditions of maximum connectable indoor unit capacity ratio is as the chart.

*4: Max. capacities in the combinations including the 18 HP outdoor unit fall below 150%.

*5: J-III series 18 HP model only.

*6: J-III series 12 HP model only.

*7: J-III series 6 HP model only.



Designed for low refrigerant charge

Optimal design of indoor unit and outdoor unit reduces the refrigerant volume and special support is not required even when installing in a small room of about 15 m².



Various optional parts

- Intake fresh air with our Fresh Air Intake kit
- Comfortable temperature control with a remote sensor
- Operation by linking up to ventilation equipment and air handling unit with the DX-Kit



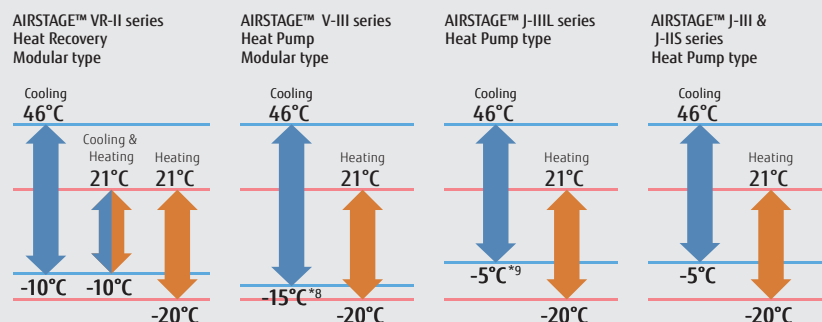
Low ambient operation

Refrigeration cycle technology allows cooling operation even at -15°C.



Wide operating range

Installation in extreme temperature conditions is possible due to an increase in operational range.



*8: Note: When a multiple outdoor unit connection is used, operating range is from -5°C to 46°C in cooling.

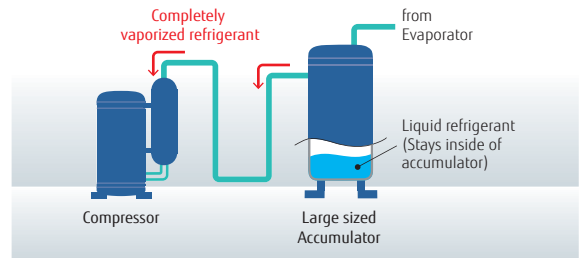
*9: Only when all indoor units are 5.6 kW or more in the system, the operation range is -15°C to 46°C.

High Reliability



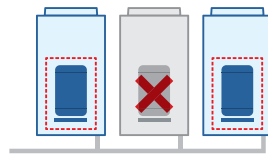
Liquid flow back protection

By adopting a large sized accumulator, not completely vaporised refrigerant stays inside of the accumulator to ensure no liquid refrigerant is being fed into the compressor.



Backup operation

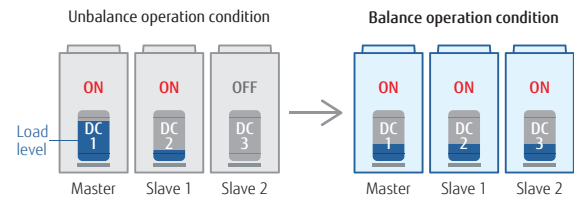
If one compressor fails, backup operation will be performed by the remaining compressors.*1



*1: Note: Backup operation may not be possible depending on the trouble state.

Advanced refrigerant control

Innovative compressor control logic has been introduced in order to balance the refrigerant mass flow rate of each outdoor unit by controlling the inverter speed.

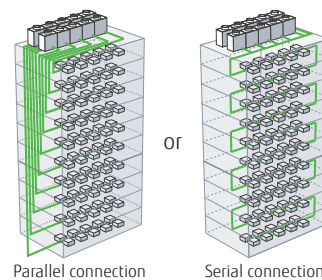


Easy Installation



Simple wiring work

Installation of the wiring systems is made easier as the communication wiring can be installed continuously between the indoor, outdoor and RB units.

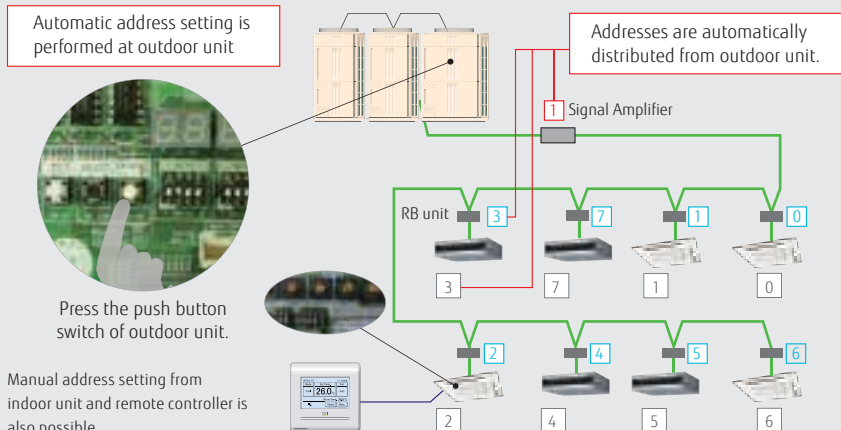


Up to maximum length
3,600 m

Note: Serial connection can't use the automatic address setting in a multiple refrigerant system.

Automatic address setting

The address of the indoor unit, RB unit and signal amplifier through the automatic function setting on the outdoor unit PCB.



Easy Service & Maintenance

Design for easy maintenance

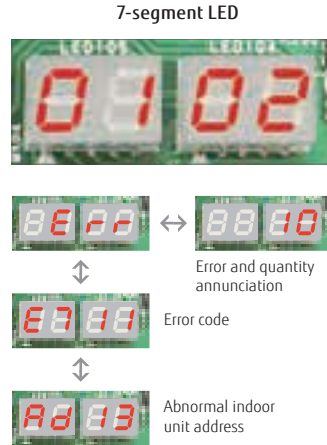
Easy to read 7-segment LED

Confirm detailed operational and error status without using any specific equipment.

- Operation mode status
- Discharge temperature/Pressure status
- Compressor operation indication
- Address/type/number of outdoor unit

Movable PCB panel

Easier for maintenance work behind the PCB

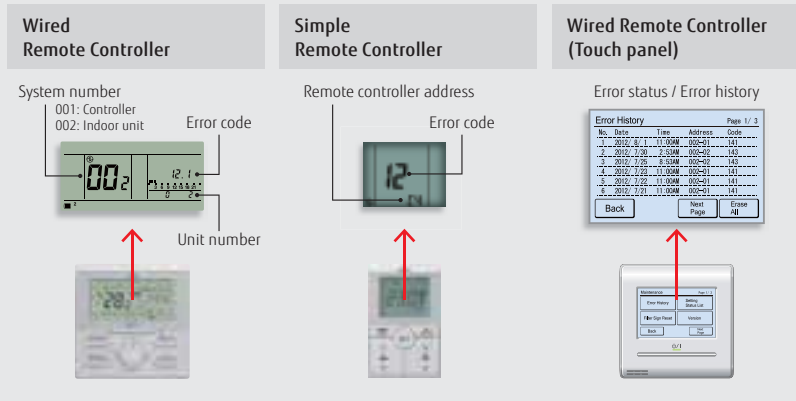


- Error status can be checked easily by outdoor unit display



Error status can be checked easily via the indoor unit wired controller

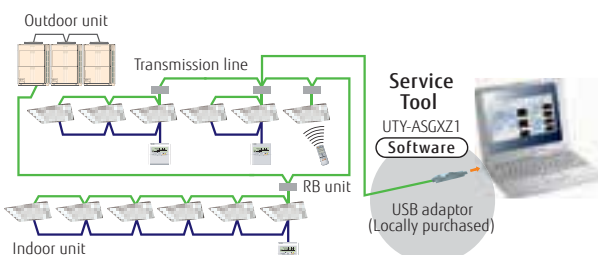
An error code is displayed on a liquid crystal screen.



Error diagnosis by Service Tool

Connection to Service Tool

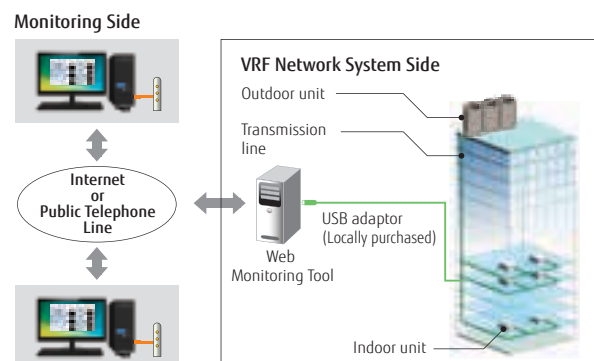
- Detail operation status and recent error history can be checked and analyzed by using the Service Tool.
- Last 5 min. operation memory can be also recorded.



Remote monitoring

The Web Monitoring system allows you to view system operation anytime over the internet, ensuring issue free operation.

The operating VRF network system in the building can be monitored real time over the Internet.





Fujitsu General provides perfect total air conditioning systems that take into account energy saving, low noise, comfortable airflow, small room application and centralized control for small-sized office buildings with many small rooms.

AIRSTAGE™ J-III L

Image: 8/10/12 HP models

Slim & Compact Design

AIRSTAGE™ J-III L
14/16 HP models & **New** 18 HP model

Current model
AIRSTAGE™ V-Series
outdoor unit
14/16/18 HP models

765 mm

480 mm

Depth difference
-285 mm
J-III L all models
Compared with current all models

Installation space
-45%!
Compared with
current 14/16/18 HP models

Weight
-58 kg!
Compared with
current 18 HP model

AIRSTAGE™ J-III L
8/10/12 HP models

Current model
AIRSTAGE™ V-Series
outdoor unit
8/10 HP models


1,690 mm

1,428 mm

Height difference
-262 mm
Compared with current 8 HP model

Installation space
-26%!
Compared with
current 8/10 HP models

Various Installation



AIRSTAGE™ V-Series outdoor unit



AIRSTAGE™ J-Series outdoor unit

In house installation

Low noise in consideration for the nearby residents

This model is front blow type and about 1000 mm wide, so flexible installation is possible even at narrow in house space.



AIRSTAGE™ V-Series outdoor unit



AIRSTAGE™ J-Series outdoor unit

Narrow space behind building

Space saving

Due to compact and thin model, direct ground installation or wall mounted installation is possible even at narrow off-street.



AIRSTAGE™ V-Series outdoor unit



AIRSTAGE™ J-Series outdoor unit

Installation at back street of building

Flexible installation

This model is front blow type and slim & low body, so installation space is compact. Building windows are not blocked and space saving multiple units installation is possible.

NEW

Heat Pump for Small Capacity Type



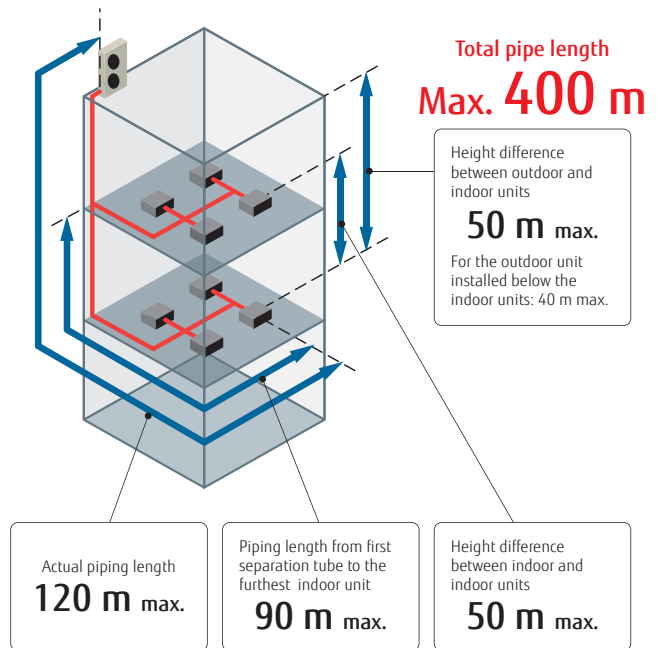

AIRSTAGE™ J-III L

Long piping length

Our advanced refrigerant control technology allows us to achieve a total refrigerant piping length of 400 m. This opens up new possibilities in system design.

Up to 42 units* can be connected

The combination of the smallest but adequate capacity indoor unit and a new outdoor unit with the optimum heat exchanger structure has realized the industry's top class connection of 42 units. *: 18 HP model



High Static Pressure


External static pressure is available up to 60Pa for 14/16/18HP. (20Pa for 8HP, 30Pa for 10/12HP)



Top Class Low Operating Sound

Top class low operating sound is realized. Highly suited to densely populated areas thanks to their low operating sound.

Sound Power Level



8,10,12 HP: AJY072LELAH / AJY090LELAH / AJY108LELAH
 14,16,18 HP: AJY126LELAH / AJY144LELAH / AJY162LELAH



Specifications

Rating Capacity range		HP	8	10	12	14	16	18
Model name			AJY072LELAH	AJY090LELAH	AJY108LELAH	AJY126LELAH	AJY144LELAH	AJY162LELAH
Maximum Connectable Indoor Unit			1-20	1-25	1-30	1-36	1-40	1-42
Power source			3 phase, ~400V, 50Hz					
Capacity	Cooling	kW	22.4	28.0	33.5	40.0	45.0	50.0
	Nominal Heating		22.4	28.0	33.5	40.0	45.0	50.0
	Max Heating		25.0	31.5	37.5	45.0	50.0	55.0
Input power	Cooling	kW	6.30	8.59	10.42	12.12	14.96	18.52
	Nominal Heating		4.65	6.61	8.18	9.71	11.81	13.66
	Max Heating		5.45	8.29	10.25	11.80	14.29	16.66
EER	Cooling		3.56	3.26	3.22	3.30	3.01	2.70
COP	Nominal Heating	W/W	4.82	4.24	4.10	4.12	3.81	3.66
	Max Heating		4.56	3.80	3.66	3.81	3.50	3.30
Airflow rate		m ³ /h	8,400	9,000	11,000	13,000	14,000	14,800/15,300
Sound pressure level / Power level	Cooling	dB(A)	52/66	54/69	59/73	62/75	64/77	65/79
	Heating		54/—	57/—	61/—	63/—	65/—	68/—
Net Dimensions	Height	mm	1,428	1,428	1,428	1,638	1,638	1,638
	Width		1,080	1,080	1,080	1,080	1,080	1,080
	Depth		480	480	480	480	480	480
Weight		kg	170	177	178	213	213	217
Refrigerant	Type (Global Warming Potential)		R410A (2,088)	R410A (2,088)	R410A (2,088)	R410A (2,088)	R410A (2,088)	R410A (2,088)
	Charge	kg(CO ₂ eq-T)	7.0 (14.6)	7.5 (15.7)	7.5 (15.7)	11.0 (22.9)	11.0 (22.9)	11.8 (24.6)
Connection pipe diameter	Liquid	mm	9.52	9.52	12.70	12.70	12.70	12.70
	Gas		19.05	22.20	28.58	28.58	28.58	28.58
Total pipe length		m	400	400	400	400	400	400
Max. height difference			50/40 (Outdoor unit: Upper/Lower)					
Operation range	Cooling	°C	-15 to 46	-15 to 46	-15 to 46	-5 to 46*	-5 to 46*	-5 to 46*
	Heating		-20 to 21	-20 to 21	-20 to 21	-20 to 21	-20 to 21	-20 to 21

Note: Specifications are based on the following conditions.

Cooling: Indoor temperature of 27°CDB / 19°CWB, and outdoor temperature of 35°CDB / 24°CWB.

Heating: Indoor temperature of 20°CDB / (15°CWB), and outdoor temperature of 7°CDB / 6°CWB.

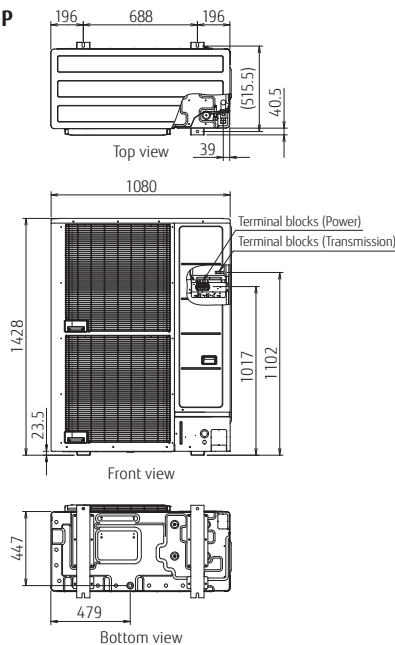
Pipe length: 7.5 m; Height difference between outdoor unit and indoor unit: 0 m.

* The cooling operation range of -15 to 46°C is allowed only when all of the indoor units connected to the system are higher than capacity of 5.6kW.

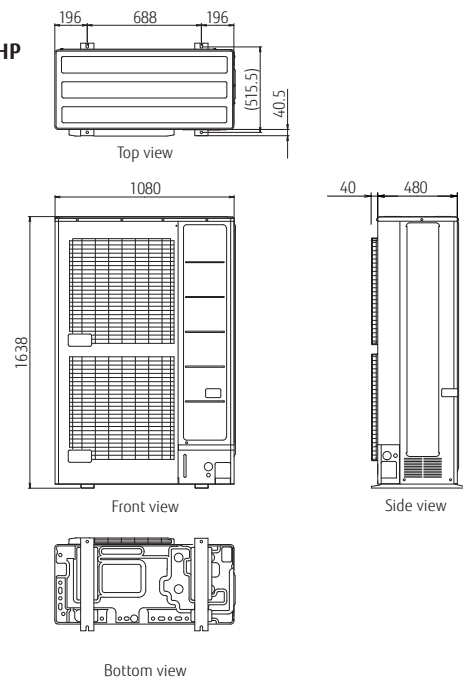
Dimensions

(Unit : mm)

8, 10, 12 HP



14, 16, 18 HP



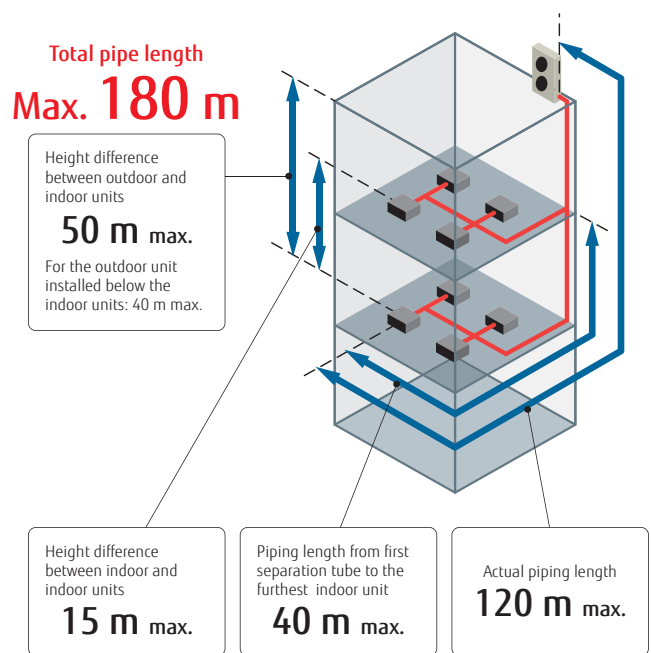
Heat Pump for Small Capacity Type



AIRSTAGE™ J-III

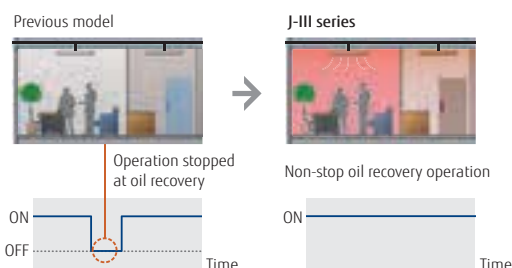
Long piping length

Our advanced refrigerant control technology allows us to achieve a total refrigerant piping length of 180 m. This opens up new possibilities in system design.




Non-stop oil recovery operation

A comfortable room condition is maintained during oil recovery mode because the product continues to operate without stopping the cooling or heating operation.



Easier Installation

Connection check function : Possible to confirm whether wiring connection and address setting are correct by a quick check run function.



**4,5,6HP : AJY040LBLAH / AJY045LBLAH / AJY054LBLAH
AJY040LELAH [3phase] / AJY045LELAH [3phase] / AJY054LELAH [3phase]**



Specifications

Rating Capacity range		HP	4	5	6
Model name			AJY040LBLAH	AJY045LBLAH	AJY054LBLAH
Maximum Connectable Indoor Unit			1-9	1-10	1-13
Power source			Single-phase, ~230V, 50Hz		
Capacity	Cooling	kW	12.1	14.0	15.5
	Nominal Heating		12.1	14.0	15.5
	Max Heating		13.6	16.0	18.0
Input power	Cooling	kW	2.90	3.57	4.18
	Nominal Heating		2.30	2.83	3.28
	Max Heating		2.80	3.55	4.26
EER	Cooling		4.17	3.92	3.71
COP	Nominal Heating	W/W	5.27	4.96	4.74
	Max Heating		4.86	4.51	4.23
Airflow rate		m ³ /h	6,200	6,400	6,900
Sound pressure level / Power level	Cooling	dB(A)	50 / 66	51 / 67	53 / 69
	Heating		52 / 68	53 / 69	55 / 71
Heat exchanger fin			Blue fin	Blue fin	Blue fin
Net Dimensions	Height	mm	1,334	1,334	1,334
	Width		970	970	970
	Depth		370	370	370
Weight		kg	117	117	119
Refrigerant	Type (Global Warming Potential)		R410A (2,088)	R410A (2,088)	R410A (2,088)
	Charge	kg(CO ₂ eq-T)	4.8 (10.0)	5.3 (11.1)	5.3 (11.1)
Connection pipe diameter	Liquid	mm	9.52	9.52	9.52
	Gas		15.88	15.88	19.05
Total pipe length			180	180	180
Max. height difference			50/40 (Outdoor unit: Upper/Lower)		
Operation range	Cooling	°C	-5 to 46	-5 to 46	-5 to 46
	Heating		-20 to 21	-20 to 21	-20 to 21

	4	5	6
Model name	AJY040LELAH	AJY045LELAH	AJY054LELAH
Maximum Connectable Indoor Unit	1-9	1-10	1-13
Power source	3-phase, ~400V, 50Hz		
Capacity	12.1	14.0	15.5
Input power	2.79	3.46	3.99
EER	4.33	4.05	3.88
COP	5.44	5.17	4.94
Airflow rate	6,200	6,400	6,900
Sound pressure level / Power level	50 / 66	51 / 67	53 / 69
Heat exchanger fin	Blue fin	Blue fin	Blue fin
Net Dimensions	1,334	1,334	1,334
Weight	119	119	119
Refrigerant	R410A (2,088)	R410A (2,088)	R410A (2,088)
Connection pipe diameter	9.52	9.52	9.52
Total pipe length	180	180	180
Max. height difference	50/40 (Outdoor unit: Upper/Lower)		
Operation range	-5 to 46	-5 to 46	-5 to 46

Note: Specifications are based on the following conditions.

Cooling: Indoor temperature of 27°CDB/19°CWB, and outdoor temperature of 35°CDB/24°CWB.

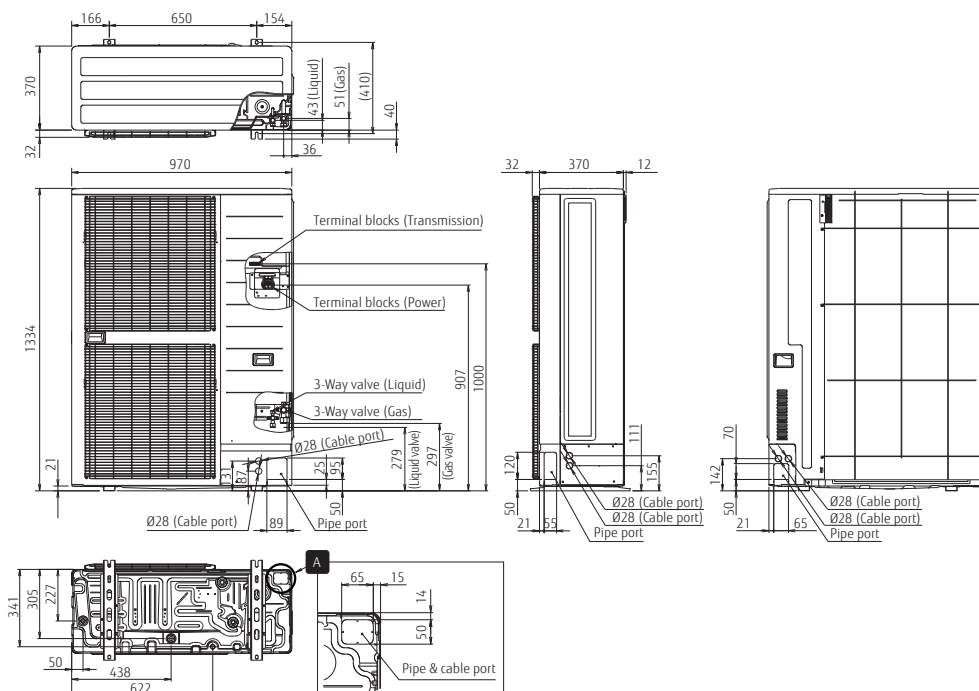
Heating: Indoor temperature of 20°CDB/(15°CWB), and outdoor temperature of 7°CDB/6°CWB.

Pipe length: 7.5 m; Height difference between outdoor unit and indoor unit: 0 m.

The protective function may work when using it outside the operation range.

Dimensions

(Unit : mm)



Heat Pump for Small Capacity Type

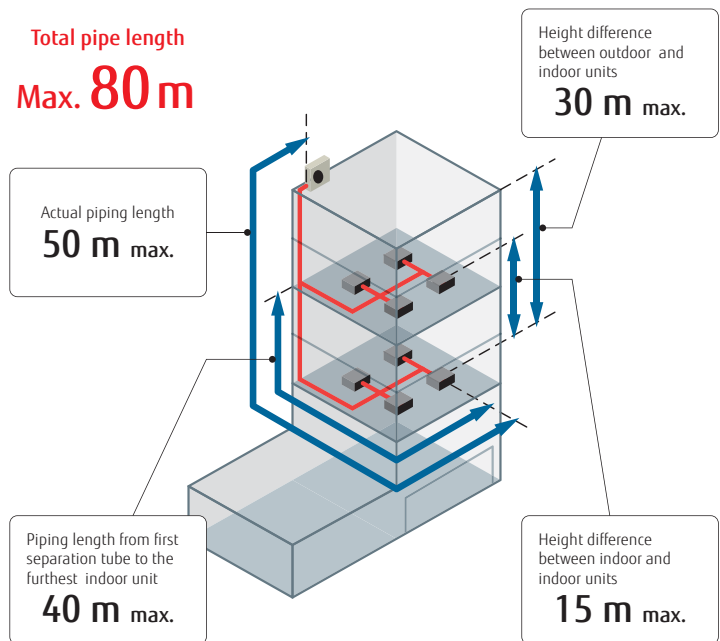


Long piping length

Our advanced refrigerant control technology allows us to achieve a total refrigerant piping length of 80 m. This opens up possibilities in system design.




Total pipe length
Max. 80 m



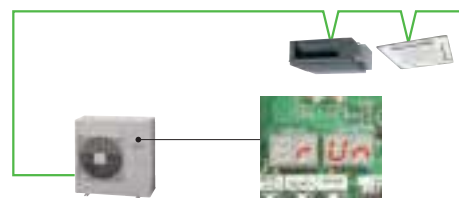
Non-stop oil recovery operation

A comfortable room condition is maintained during oil recovery mode because the product continues to operate without stopping the cooling or heating operation.



Easier Installation

Connection check function : Possible to confirm whether wiring connection and address setting are correct by a quick check run function.



- Display connected indoor unit numbers
- Duplicately set address number of indoor unit can be displayed



Specifications

Rating Capacity range	HP	4	5	6
Model name		AJY040LCLAH	AJY045LCLAH	AJY054LCLAH
Maximum Connectable Indoor Unit		7	8	8
Power source	Single-phase, ~230V, 50Hz			
Capacity	Cooling	12.1	14.0	15.1
	Nominal Heating	12.1	14.0	15.1
	Max Heating	13.6	16.0	16.5
Input power	Cooling	3.44	4.43	5.03
	Nominal Heating	2.51	3.11	3.52
	Max Heating	3.09	3.93	4.11
EER	Cooling	3.52	3.16	3.00
COP	Nominal Heating	4.83	4.51	4.30
	Max Heating	4.40	4.07	4.01
Airflow rate	m ³ /h	4,040	4,200	4,200
Sound pressure level / Power level	Cooling	51 / 67	53 / 69	54 / 70
	Heating	54 / 68	55 / 69	56 / 70
Heat exchanger fin		Blue fin	Blue fin	Blue fin
Net Dimensions	Height	998	998	998
	Width	970	970	970
	Depth	370	370	370
Weight	kg	86	86	87
Refrigerant	Type (Global Warming Potential)	R410A (2,088)	R410A (2,088)	R410A (2,088)
	Charge kg(CO ₂ eq-T)	4.0 (8.4)	4.0 (8.4)	4.0 (8.4)
Connection pipe diameter	Liquid	9.52	9.52	9.52
	Gas	15.88	15.88	15.88
Total pipe length	m	80	80	80
Max. height difference		30	30	30
Operation range	Cooling	-5 to 46	-5 to 46	-5 to 46
	Heating	-20 to 21	-20 to 21	-20 to 21

Note : Specifications are based on the following conditions.

Cooling : Indoor temperature of 27°CDB / 19°CWB, and outdoor temperature of 35°CDB / 24°CWB.

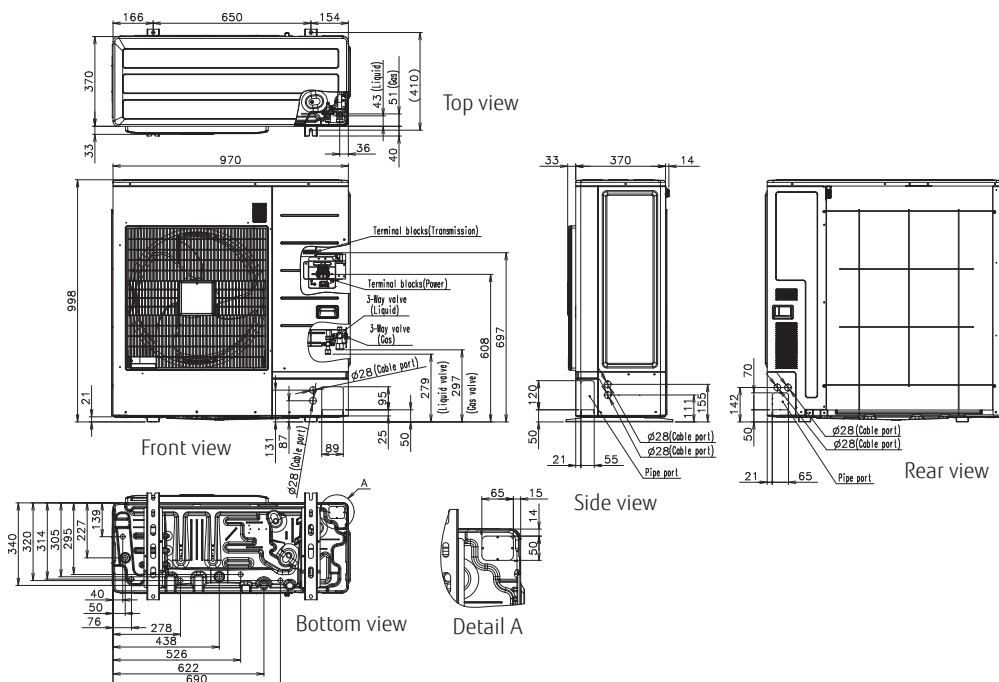
Heating : Indoor temperature of 20°CDB / (15°CWB), and outdoor temperature of 7°CDB / 6°CWB.

Pipe length : 7.5 m; Height difference between outdoor unit and indoor unit : 0 m.

The protective function may work when using it outside the operation range.

Dimensions

(Unit : mm)



Heat Recovery

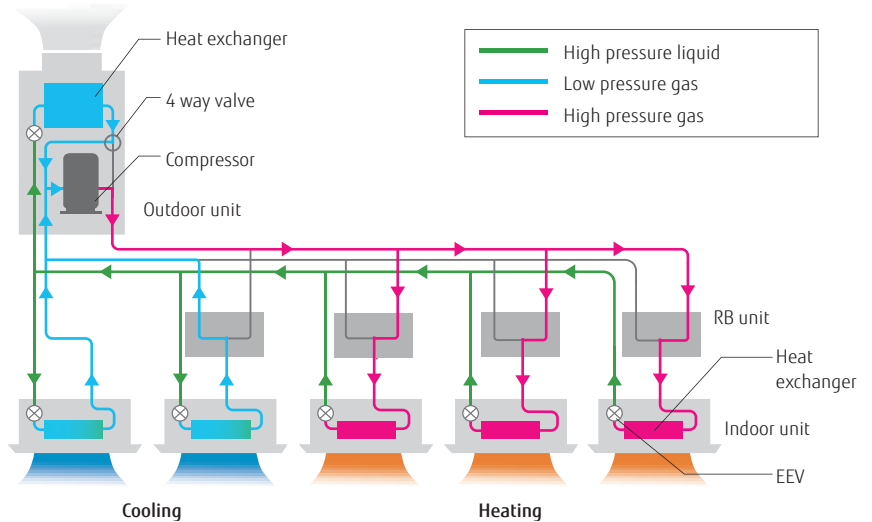
Modular Type



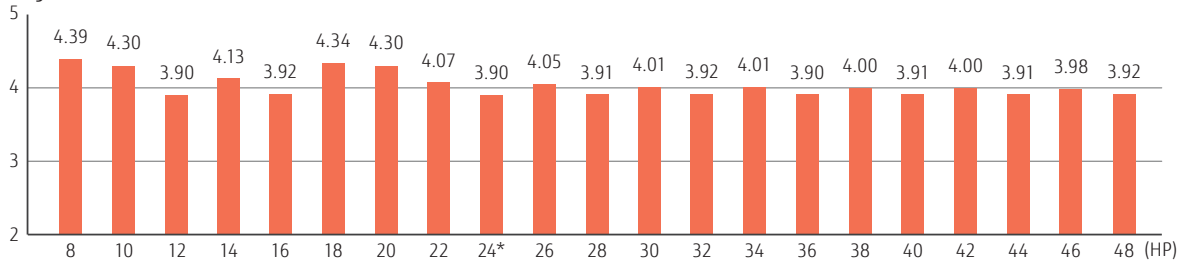
AIRSTAGE™ VR-II

High Operating Energy Efficiency

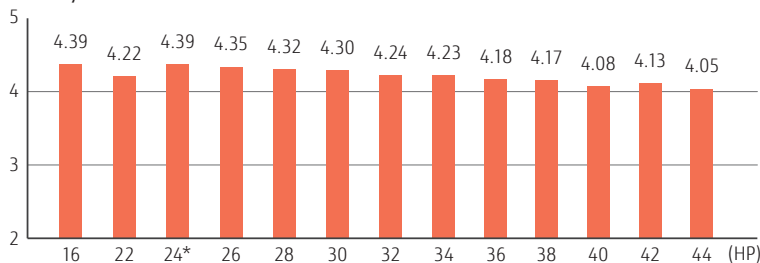
Our Heat recovery systems achieve high operating energy efficiency by drawing heat from the room to be cooled and transferring it as energy for rooms that are to be heated.



Space saving combination (COP)



Energy efficiency combination (COP)



For 24HP Combination



8,10,12HP : AJYA72GALH / AJYA90GALH / AJY108GALH
 14,16HP : AJY126GALH / AJY144GALH



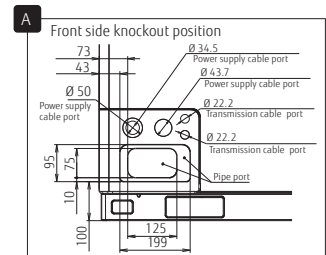
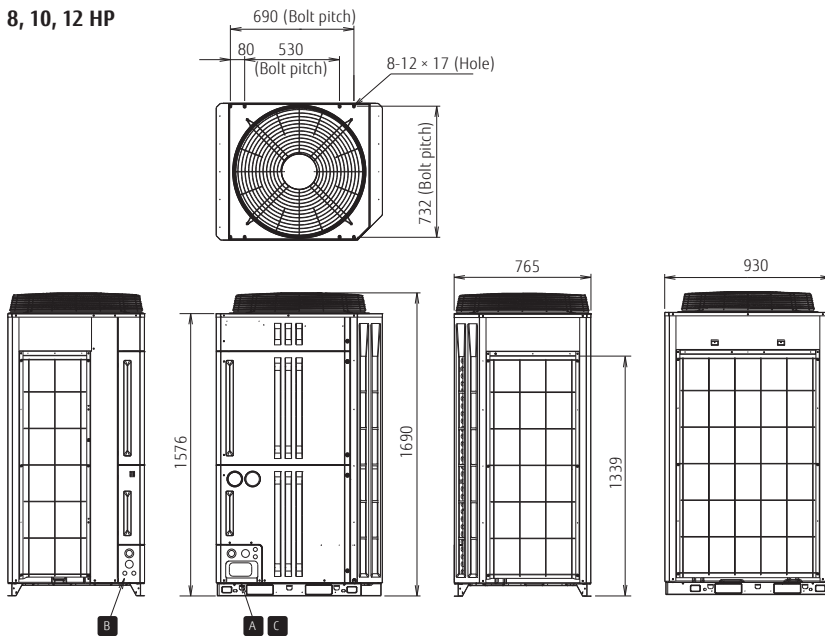
8, 10, 12 HP

14, 16 HP

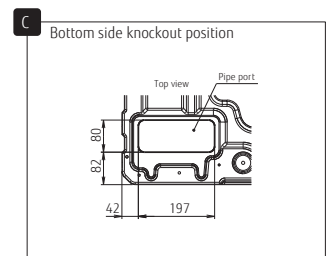
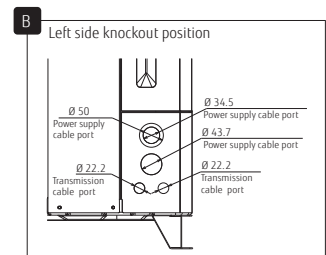
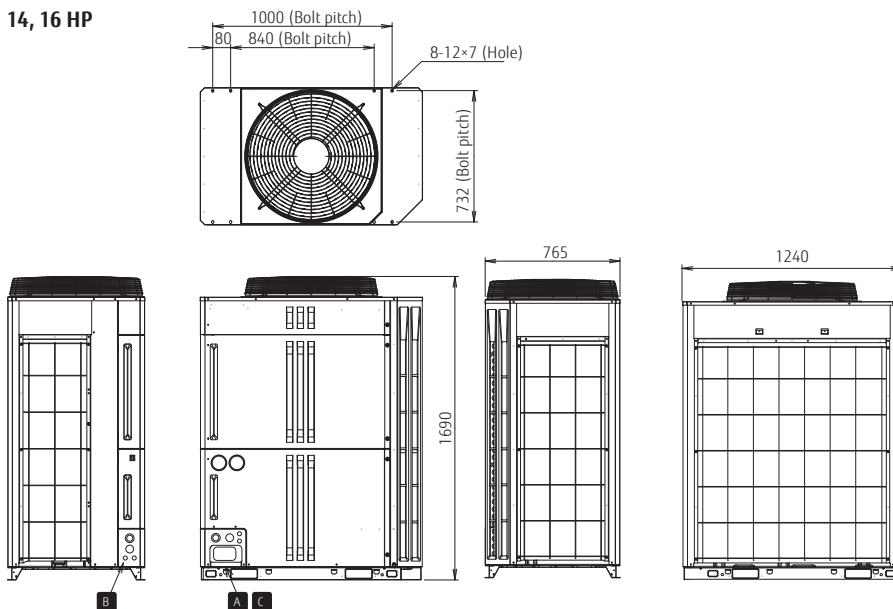
Dimensions

(Unit : mm)

8, 10, 12 HP






14, 16 HP






Outdoor units specifications

Space Saving Combination

Rating Capacity range		HP	8	10	12	14	16	18	20	22	24
											
Set Model name			AJYA72GALH	AJYA90GALH	AJY108GALH	AJY126GALH	AJY144GALH	AJY162GALH	AJY180GALH	AJY198GALH	AJY216GALH
Unit 1 Unit 2 Unit 3			AJYA72GALH	AJYA90GALH	AJY108GALH	AJY126GALH	AJY144GALH	AJYA90GALH AJYA72GALH	AJYA90GALH AJYA90GALH	AJY108GALH AJYA90GALH	AJY108GALH AJY108GALH
Maximum Connectable Indoor Unit*1			15	16	17	21	24	27	30	32	35
Indoor unit connectable capacity		kW	11.2-33.6	14.0-42.0	16.8-50.2	20.0-60.0	22.5-67.5	25.2-75.6	28.0-84.0	30.8-92.2	33.5-100.5
Power source		3-phase 4 wire , 400 V, 50Hz									
Capacity	Cooling	kW	22.4	28.0	33.5	40.0	45.0	50.4	56.0	61.5	67.0
	Nominal Heating		22.4	28.0	33.5	40.0	45.0	-	-	-	-
	Max Heating		25.0	31.5	37.5	45.0	50.0	56.5	63.0	69.0	75.0
Input power	Cooling	kW	5.45	7.11	9.75	11.34	13.61	12.56	14.22	16.86	19.50
	Nominal Heating		4.73	6.00	7.89	8.85	10.54	-	-	-	-
	Max Heating		5.70	7.33	9.62	10.90	12.77	13.03	14.66	16.95	19.24
EER	Cooling	W/W	4.11	3.94	3.44	3.53	3.31	4.01	3.94	3.65	3.44
COP	Nominal Heating		4.74	4.67	4.25	4.52	4.27	-	-	-	-
	Max Heating		4.39	4.30	3.90	4.13	3.92	4.34	4.30	4.07	3.90
Airflow rate		m³/h	11,100	11,100	11,100	13,000	13,000	11,100×2	11,100×2	11,100×2	11,100×2
Sound pressure level*2/ Power level	Cooling	dB(A)	56 / 77	58 / 79	59 / 80	60 / 81	61 / 82	60 / 81	61 / 82	62 / 83	62 / 83
	Heating		58 / 80	59 / 81	61 / 83	61 / 83	61 / 83	62 / 84	62 / 84	63 / 85	64 / 86
Maximum external static pressure		Pa	80	80	80	80	80	80	80	80	80
Compressor motor output		kW	7.5	7.5	7.5	11.0	11.0	7.5×2	7.5×2	7.5×2	7.5×2
Heat exchanger fin			Blue fin	Blue fin	Blue fin	Blue fin	Blue fin	Blue fin	Blue fin	Blue fin	Blue fin
Net Dimensions	Height	mm	1,690	1,690	1,690	1,690	1,690	1,690	1,690	1,690	1,690
	Width		930	930	930	1,240	1,240	930×2	930×2	930×2	930×2
	Depth		765	765	765	765	765	765	765	765	765
Weight		kg	262	262	262	286	286	262×2	262×2	262×2	262×2
Refrigerant	Type (Global Warming Potential)		R410A (2,088)	R410A (2,088)	R410A (2,088)	R410A (2,088)	R410A (2,088)	R410A (2,088)	R410A (2,088)	R410A (2,088)	R410A (2,088)
	Charge	kg(CO2eq-T)	11.8 (24.6)	11.8 (24.6)	11.8 (24.6)	11.8 (24.6)	11.8 (24.6)	11.8×2 (24.6×2)	11.8×2 (24.6×2)	11.8×2 (24.6×2)	11.8×2 (24.6×2)
Connection pipe diameter	Liquid	mm	12.70	12.70	12.70	12.70	12.70	15.88	15.88	15.88	15.88
	Discharge Gas		15.88	19.05	19.05	22.22	22.22	22.22	22.22	28.58	28.58
	Suction Gas		22.22	22.22	28.58	28.58	28.58	28.58	28.58	34.92	34.92
Operation range	Cooling	°CDB	-10 to 46	-10 to 46	-10 to 46	-10 to 46	-10 to 46	-10 to 46	-10 to 46	-10 to 46	-10 to 46
	Heating		-20 to 21	-20 to 21	-20 to 21	-20 to 21	-20 to 21	-20 to 21	-20 to 21	-20 to 21	-20 to 21
	Cooling/Heating		-10 to 21	-10 to 21	-10 to 21	-10 to 21	-10 to 21	-10 to 21	-10 to 21	-10 to 21	-10 to 21

Energy Efficiency Combination

Rating Capacity range		HP	16	22	24	26	28	30	
									
Set Model name			AJY144GALHH	AJY198GALHH	AJY216GALHH	AJY234GALHH	AJY252GALHH	AJY270GALHH	
Unit 1 Unit 2 Unit 3			AJYA72GALH AJYA72GALH	AJY126GALH AJYA72GALH	AJYA72GALH AJYA72GALH AJYA72GALH	AJYA90GALH AJYA72GALH AJYA72GALH	AJYA90GALH AJYA90GALH AJYA72GALH	AJYA90GALH AJYA90GALH AJYA90GALH	
Maximum Connectable Indoor Unit*1			24	33	36	39	42	45	
Indoor unit connectable capacity		kW	22.4-67.2	31.2-93.6	33.6-100.8	36.4-109.2	39.2-117.6	42.0-126.0	
Power source		3-phase 4 wire , 400 V, 50Hz							
Capacity	Cooling	kW	44.8	62.4	67.2	72.8	78.4	84.0	
	Nominal Heating		-	-	-	-	-	-	
	Max Heating		50.0	70.0	75.0	81.5	88.0	94.5	
Input power	Cooling	kW	10.90	16.79	16.35	18.01	19.67	21.33	
	Nominal Heating		-	-	-	-	-	-	
	Max Heating		11.40	16.60	17.10	18.73	20.36	21.99	
EER	Cooling	W/W	4.11	3.72	4.11	4.04	3.99	3.94	
COP	Nominal Heating		-	-	-	-	-	-	
	Max Heating		4.39	4.22	4.39	4.35	4.32	4.30	
Airflow rate		m³/h	11,100×2	13,000+11,100	11,100×3	11,100×3	11,100×3	11,100×3	
Sound pressure level*2/ Power level	Cooling	dB(A)	59 / 80	61 / 82	61 / 82	62 / 83	62 / 83	63 / 84	
	Heating		61 / 83	63 / 85	63 / 85	63 / 85	63 / 85	64 / 86	
Maximum external static pressure		Pa	80	80	80	80	80	80	
Compressor motor output		kW	7.5×2	11.0+7.5	7.5×3	7.5×3	7.5×3	7.5×3	
Heat exchanger fin			Blue fin	Blue fin	Blue fin	Blue fin	Blue fin	Blue fin	
Net Dimensions	Height	mm	1,690	1,690	1,690	1,690	1,690	1,690	
	Width		930×2	1,240+930	930×3	930×3	930×3	930×3	
	Depth		765	765	765	765	765	765	
Weight		kg	262×2	286+262	262×3	262×3	262×3	262×3	
Refrigerant	Type (Global Warming Potential)		R410A (2,088)	R410A (2,088)	R410A (2,088)	R410A (2,088)	R410A (2,088)	R410A (2,088)	
	Charge	kg(CO2eq-T)	11.8×2 (24.6×2)	11.8×2 (24.6×2)	11.8×3 (24.6×3)	11.8×3 (24.6×3)	11.8×3 (24.6×3)	11.8×3 (24.6×3)	
Connection pipe diameter	Liquid	mm	12.70	15.88	15.88	15.88	15.88	19.05	
	Discharge Gas		22.22	28.58	28.58	28.58	28.58	28.58	
	Suction Gas		28.58	34.92	34.92	34.92	34.92	34.92	
Operation range	Cooling	°CDB	-10 to 46	-10 to 46	-10 to 46	-10 to 46	-10 to 46	-10 to 46	
	Heating		-20 to 21	-20 to 21	-20 to 21	-20 to 21	-20 to 21	-20 to 21	
	Cooling/Heating		-10 to 21	-10 to 21	-10 to 21	-10 to 21	-10 to 21	-10 to 21	

Note: Specifications are based on the following conditions.

Cooling: Indoor temperature of 27°CDB / 19°CWB, and outdoor temperature of 35°CDB / 24°CWB.
 Heating: Indoor temperature of 20°CDB / (15°CWB), and outdoor temperature of 7°CDB / 6°CWB.

Pipe length: 7.5 m; Height difference between outdoor unit and indoor unit : 0 m.

When cooling operation will be conducted at outdoor air temperature below -5°C, the outdoor unit must be installed in a position that is higher than or equal to those of indoor units.

26	28	30	32	34	36	38	40	42	44	46	48
AJY234GALH	AJY252GALH	AJY270GALH	AJY288GALH	AJY306GALH	AJY324GALH	AJY342GALH	AJY360GALH	AJY378GALH	AJY396GALH	AJY414GALH	AJY432GALH
AJY144GALH AJYA90GALH	AJY144GALH AJY108GALH	AJY144GALH AJY126GALH	AJY144GALH AJY144GALH	AJY108GALH AJY108GALH AJYA90GALH	AJY108GALH AJY108GALH AJY108GALH	AJY144GALH AJY108GALH AJYA90GALH	AJY144GALH AJY108GALH AJY108GALH	AJY144GALH AJY144GALH AJYA90GALH	AJY144GALH AJY144GALH AJY108GALH	AJY144GALH AJY144GALH AJY126GALH	AJY144GALH AJY144GALH AJY144GALH
39	42	45	48	50	53	57	60	63	64	64	64
36.5-109.5	39.3-117.7	42.5-127.5	45.0-135.0	47.5-142.5	50.3-150.7	53.3-159.7	56.0-168.0	59.0-177.0	61.8-185.2	65.0-195.0	67.5-202.5
3-phase 4 wire, 400 V, 50Hz											
73.0	78.5	85.0	90.0	95.0	100.5	106.5	112.0	118.0	123.5	130.0	135.0
-	-	-	-	-	-	-	-	-	-	-	-
81.5	87.5	95.0	100.0	106.5	112.5	119.0	125.0	131.5	137.5	145.0	150.0
20.72	23.36	24.95	27.22	26.61	29.25	30.47	33.11	34.33	36.97	38.56	40.83
-	-	-	-	-	-	-	-	-	-	-	-
20.10	22.39	23.67	25.54	26.57	28.86	29.72	32.01	32.87	35.16	36.44	38.31
3.52	3.36	3.41	3.31	3.57	3.44	3.50	3.38	3.44	3.34	3.37	3.31
-	-	-	-	-	-	-	-	-	-	-	-
4.05	3.91	4.01	3.92	4.01	3.90	4.00	3.91	4.00	3.91	3.98	3.92
13,000+11,100	13,000+11,100	13,000×2	13,000×2	11,100×3	11,100×3	13,000+11,100×2	13,000+11,100×2	13,000×2+11,100	13,000×2+11,100	13,000×3	13,000×3
63 / 84	63 / 84	64 / 84.5	64 / 85	63 / 85	64 / 85	64 / 85	65 / 85.5	65 / 86	65 / 86	65 / 86	66 / 87
63 / 85	64 / 86	64 / 86	64 / 86	65 / 87.2	66 / 87	65 / 87	66 / 87.7	66 / 88	66 / 88	66 / 88	66 / 88
80	80	80	80	80	80	80	80	80	80	80	80
11.0+7.5	11.0+7.5	11.0×2	11.0×2	7.5×3	7.5×3	11.0+7.5×2	11.0+7.5×2	11.0×2+7.5	11.0×2+7.5	11.0×3	11.0×3
Blue fin	Blue fin	Blue fin	Blue fin	Blue fin	Blue fin	Blue fin	Blue fin	Blue fin	Blue fin	Blue fin	Blue fin
1,690	1,690	1,690	1,690	1,690	1,690	1,690	1,690	1,690	1,690	1,690	1,690
1,240+930	1,240+930	1,240×2	1,240×2	930×3	930×3	1,240+930×2	1,240+930×2	1,240×2+930	1,240×2+930	1,240×3	1,240×3
765	765	765	765	765	765	765	765	765	765	765	765
286+262	286+262	286×2	286×2	262×3	262×3	286+262×2	286+262×2	286×2+262	286×2+262	286×3	286×3
R410A (2,088)	R410A (2,088)	R410A (2,088)	R410A (2,088)	R410A (2,088)	R410A (2,088)	R410A (2,088)	R410A (2,088)	R410A (2,088)	R410A (2,088)	R410A (2,088)	R410A (2,088)
11.8×2 (24.6×2)	11.8×2 (24.6×2)	11.8×2 (24.6×2)	11.8×2 (24.6×2)	11.8×3 (24.6×3)	11.8×3 (24.6×3)	11.8×3 (24.6×3)	11.8×3 (24.6×3)	11.8×3 (24.6×3)	11.8×3 (24.6×3)	11.8×3 (24.6×3)	11.8×3 (24.6×3)
15.88	15.88	19.05	19.05	19.05	19.05	19.05	19.05	19.05	19.05	19.05	19.05
28.58	28.58	28.58	28.58	28.58	28.58	34.92	34.92	34.92	34.92	34.92	34.92
34.92	34.92	34.92	34.92	34.92	41.27	41.27	41.27	41.27	41.27	41.27	41.27
-10 to 46	-10 to 46	-10 to 46	-10 to 46	-10 to 46	-10 to 46	-10 to 46	-10 to 46	-10 to 46	-10 to 46	-10 to 46	-10 to 46
-20 to 21	-20 to 21	-20 to 21	-20 to 21	-20 to 21	-20 to 21	-20 to 21	-20 to 21	-20 to 21	-20 to 21	-20 to 21	-20 to 21
-10 to 21	-10 to 21	-10 to 21	-10 to 21	-10 to 21	-10 to 21	-10 to 21	-10 to 21	-10 to 21	-10 to 21	-10 to 21	-10 to 21

32	34	36	38	40	42	44
AJY288GALHH	AJY306GALHH	AJY324GALHH	AJY342GALHH	AJY360GALHH	AJY378GALHH	AJY396GALHH
AJY126GALH AJYA90GALH AJYA72GALH	AJY126GALH AJYA90GALH AJYA90GALH	AJY126GALH AJY126GALH AJYA72GALH	AJY126GALH AJY126GALH AJYA90GALH	AJY144GALH AJY126GALH AJYA90GALH	AJY126GALH AJY126GALH AJY126GALH	AJY144GALH AJY126GALH AJY126GALH
48	51	54	57	60	64	64
45.2-135.6	48.0-144.0	51.2-153.6	54.0-162.0	56.5-169.5	60.0-180.0	62.5-187.5
3-phase 4 wire, 400 V, 50Hz						
90.4	96.0	102.4	108.0	113.0	120.0	125.0
-	-	-	-	-	-	-
101.5	108.0	115.0	121.5	126.5	135.0	140.0
23.90	25.56	28.13	29.79	32.06	34.02	36.29
-	-	-	-	-	-	-
23.93	25.56	27.50	29.13	31.00	32.70	34.57
3.78	3.76	3.64	3.63	3.52	3.53	3.44
-	-	-	-	-	-	-
4.24	4.23	4.18	4.17	4.08	4.13	4.05
13,000+11,100×2	13,000+11,100×2	13,000×2+11,100	13,000×2+11,100	13,000×2+11,100	13,000×3	13,000×3
63 / 84	64 / 85	64 / 85	64 / 86	65 / 86	65 / 86	65 / 86
64 / 86	65 / 87	65 / 87	65 / 87	65 / 87	66 / 88	66 / 88
80	80	80	80	80	80	80
11.0+7.5×2	11.0+7.5×2	11.0×2+7.5	11.0×2+7.5	11.0×2+7.5	11.0×3	11.0×3
Blue fin	Blue fin	Blue fin	Blue fin	Blue fin	Blue fin	Blue fin
1,690	1,690	1,690	1,690	1,690	1,690	1,690
1,240+930×2	1,240+930×2	1,240×2+930	1,240×2+930	1,240×2+930	1,240×3	1,240×3
765	765	765	765	765	765	765
286+262×2	286+262×2	286×2+262	286×2+262	286×2+262	286×3	286×3
R410A (2,088)	R410A (2,088)	R410A (2,088)	R410A (2,088)	R410A (2,088)	R410A (2,088)	R410A (2,088)
11.8×3 (24.6×3)	11.8×3 (24.6×3)	11.8×3 (24.6×3)	11.8×3 (24.6×3)	11.8×3 (24.6×3)	11.8×3 (24.6×3)	11.8×3 (24.6×3)
19.05	19.05	19.05	19.05	19.05	19.05	19.05
28.58	28.58	28.58	34.92	34.92	34.92	34.92
34.92	34.92	41.27	41.27	41.27	41.27	41.27
-10 to 46	-10 to 46	-10 to 46	-10 to 46	-10 to 46	-10 to 46	-10 to 46
-20 to 21	-20 to 21	-20 to 21	-20 to 21	-20 to 21	-20 to 21	-20 to 21
-10 to 21	-10 to 21	-10 to 21	-10 to 21	-10 to 21	-10 to 21	-10 to 21

*1: Minimum connectable indoor unit number is 2.

*2: The noise value is the value when measured in an anechoic room. When measured in the actual installed state, surrounding noise and reflections are received and the measured value is usually larger than the indicated value.

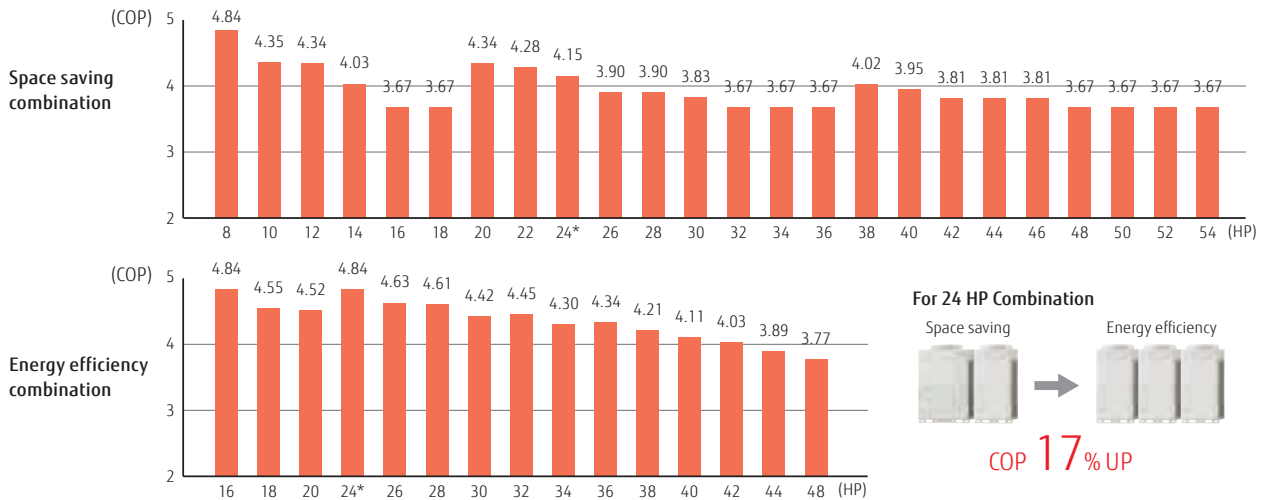
Heat Pump

Modular Type



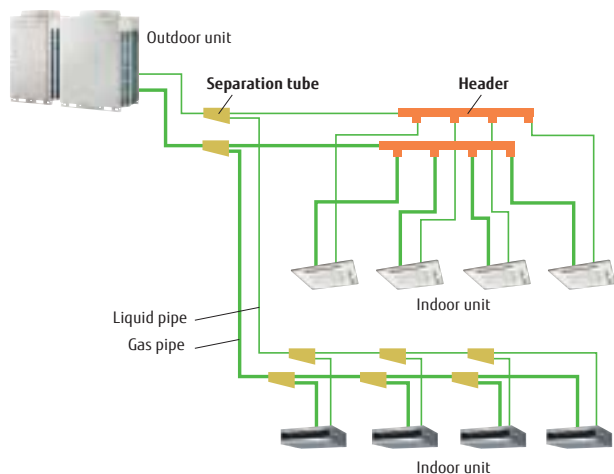
Efficiency in actual operation

Top class high COP is achieved for all combinations by our unique heat exchanger structure, high efficient DC twin compressor, and our own technologies.



System configuration example

- This system is used for medium-sized and large buildings. Connecting each outdoor unit makes it possible to create a high capacity system.
- Connection of multiple indoor units using separation tubes and headers.



8,10HP: AJY072LALBH / AJY090LALBH
 12,14,16,18HP: AJY108LALBH / AJY126LALBH / AJY144LALBH / AJY162LALBH



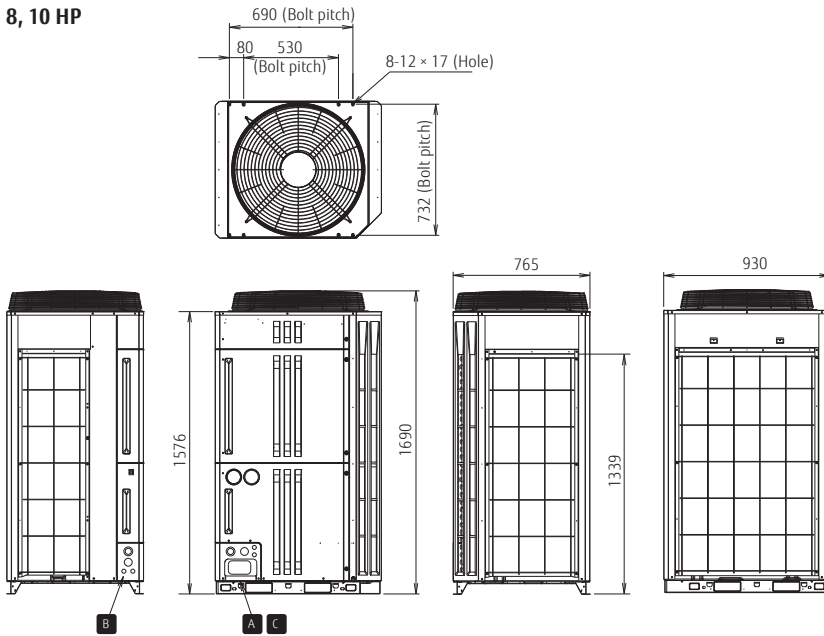
8, 10 HP

12, 14, 16, 18 HP

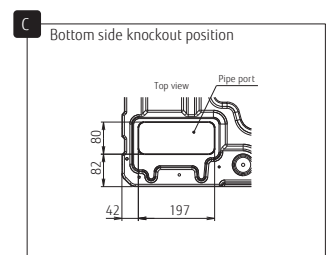
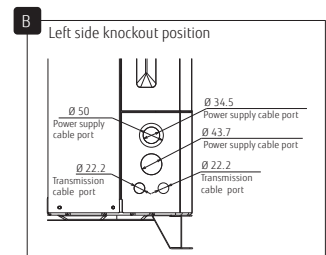
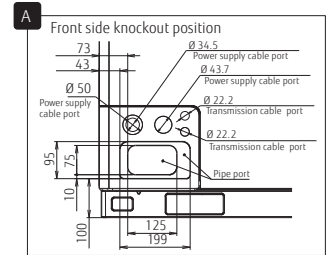
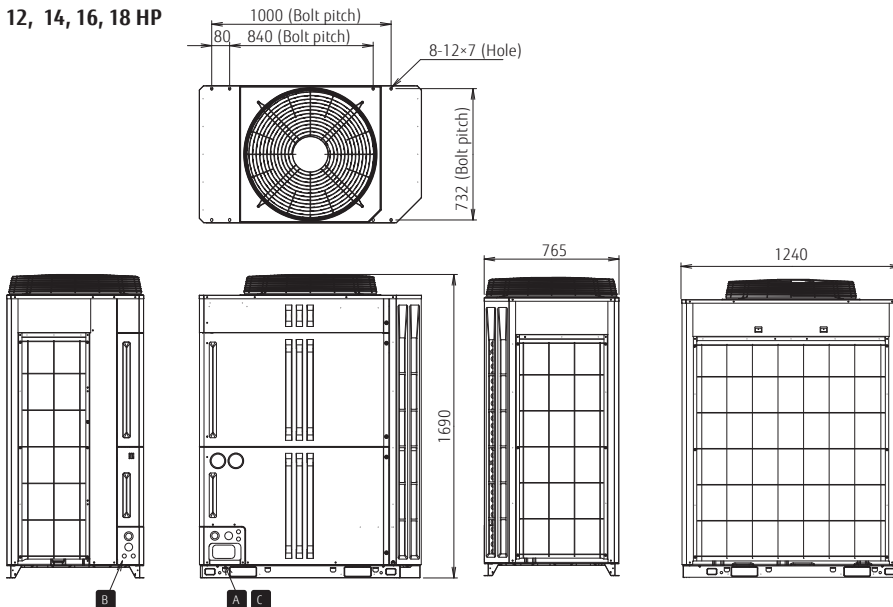
Dimensions

(Unit : mm)

8, 10 HP








12, 14, 16, 18 HP









Outdoor units specifications

Space Saving Combination

Rating Capacity range		HP	8	10	12	14	16	18	20	22	24	26	28
													
Set Model name			AJY072LALBH	AJY090LALBH	AJY108LALBH	AJY126LALBH	AJY144LALBH	AJY162LALBH	AJY180LALBH	AJY198LALBH	AJY216LALBH	AJY234LALBH	AJY252LALBH
Unit 1 Unit 2 Unit 3			AJY072LALBH	AJY090LALBH	AJY108LALBH	AJY126LALBH	AJY144LALBH	AJY162LALBH	AJY090LALBH AJY090LALBH	AJY126LALBH AJY072LALBH	AJY126LALBH AJY090LALBH	AJY144LALBH AJY090LALBH	AJY162LALBH AJY090LALBH
Maximum Connectable Indoor Unit*1			17	21	26	30	34	39	43	47	52	56	60
Indoor unit connectable capacity		kW	11.2-33.6	14.0-42.0	16.8-50.2	20.0-60.0	22.5-67.5	25.0-67.5	28.0-84.0	31.2-93.6	34.0-102.0	36.5-109.5	39.0-109.5
Power source			3-phase 4 wire, 400 V, 50Hz										
Capacity	Cooling	kW	22.4	28.0	33.5	40.0	45.0	50.0	56.0	62.4	68.0	73.0	78.0
	Nominal Heating		22.4	28.0	33.5	40.0	45.0	50.0	-	-	-	-	-
	Max Heating		25.0	31.5	37.5	45.0	50.0	50.0	63.0	70.0	76.5	81.5	81.5
Input power	Cooling	kW	5.20	7.28	8.96	10.96	13.01	16.56	14.56	16.16	18.24	20.29	23.84
	Nominal Heating		4.31	5.98	7.10	8.97	11.09	13.63	-	-	-	-	-
	Max Heating		5.17	7.25	8.65	11.17	13.63	13.63	14.50	16.34	18.42	20.88	20.88
EER	Cooling		4.31	3.85	3.74	3.65	3.46	3.02	3.85	3.86	3.73	3.60	3.27
COP	Nominal Heating	W/W	5.20	4.69	4.72	4.46	4.06	3.67	-	-	-	-	-
	Max Heating		4.84	4.35	4.34	4.03	3.67	3.67	4.34	4.28	4.15	3.90	3.90
Airflow rate	High	m ³ /h	11,100	11,100	13,000	13,000	13,700	13,700	11,100×2	13,000+11,100	13,000+11,100	13,700+11,100	13,700+11,100
Sound pressure level*2/ Power level	Cooling	dB(A)	56 / 77	58 / 79	57 / 78	60 / 81	62 / 83	63 / 84	61 / 82	61 / 82	62 / 83	63 / 84	64 / 85
	Heating		58 / 80	59 / 81	60 / 83	62 / 84	64 / 86	64 / 86	62 / 84	63 / 85	64 / 86	65 / 87	65 / 87
Maximum external static pressure		Pa	82	82	82	82	82	82	82	82	82	82	82
Compressor motor output		kW	7.5	7.5	11.0	11.0	11.0	11.0	7.5×2	11.0+7.5	11.0+7.5	11.0+7.5	11.0+7.5
Heat exchanger fin			Blue fin	Blue fin	Blue fin	Blue fin	Blue fin	Blue fin	Blue fin	Blue fin	Blue fin	Blue fin	Blue fin
Net Dimensions	Height	mm	1,690	1,690	1,690	1,690	1,690	1,690	1,690	1,690	1,690	1,690	1,690
	Width		930	930	1,240	1,240	1,240	1,240	930×2	1,240+930	1,240+930	1,240+930	1,240+930
	Depth		765	765	765	765	765	765	765	765	765	765	765
Weight		kg	252	252	275	275	275	275	252×2	275+252	275+252	275+252	275+252
Refrigerant	Type (Global Warming Potential)		R410A (2,088)	R410A (2,088)	R410A (2,088)	R410A (2,088)	R410A (2,088)	R410A (2,088)	R410A (2,088)	R410A (2,088)	R410A (2,088)	R410A (2,088)	R410A (2,088)
	Charge	kg(CO2eq-T)	11.7 (24.4)	11.7 (24.4)	11.8 (24.6)	11.8 (24.6)	11.8 (24.6)	11.8 (24.6)	11.7×2 (24.4×2)	11.8+11.7 (24.6+24.4)	11.8+11.7 (24.6+24.4)	11.8+11.7 (24.6+24.4)	11.8+11.7 (24.6+24.4)
Connection pipe diameter	Liquid	mm	12.70	12.70	12.70	12.70	12.70	15.88	15.88	15.88	15.88	15.88	15.88
	Gas		22.22	22.22	28.58	28.58	28.58	28.58	28.58	34.92	34.92	34.92	34.92
Operation range	Cooling	°CDB	-15 to 46	-15 to 46	-15 to 46	-15 to 46	-15 to 46	-15 to 46	-5 to 46	-5 to 46	-5 to 46	-5 to 46	-5 to 46
	Heating		-20 to 21	-20 to 21	-20 to 21	-20 to 21	-20 to 21	-20 to 21	-20 to 21	-20 to 21	-20 to 21	-20 to 21	-20 to 21

Energy Efficiency Combination

Rating Capacity range		HP	16	18	20	24	26	28	30
									
Set Model name			AJY144LALBHH	AJY162LALBHH	AJY180LALBHH	AJY216LALBHH	AJY234LALBHH	AJY252LALBHH	AJY270LALBHH
Unit 1 Unit 2 Unit 3			AJY072LALBH AJY072LALBH	AJY090LALBH AJY072LALBH	AJY108LALBH AJY072LALBH	AJY072LALBH AJY072LALBH AJY072LALBH	AJY090LALBH AJY072LALBH AJY072LALBH	AJY108LALBH AJY072LALBH AJY072LALBH	AJY126LALBH AJY072LALBH AJY072LALBH
Maximum Connectable Indoor Unit*1			34	39	43	52	56	60	64
Indoor unit connectable capacity		kW	22.4-67.2	25.2-75.6	28.0-83.8	33.6-100.8	36.4-109.2	39.2-117.4	42.4-127.2
Power source			3-phase 4 wire, 400 V, 50Hz						
Capacity	Cooling	kW	44.8	50.4	55.9	67.2	72.8	78.3	84.8
	Nominal Heating		-	-	-	-	-	-	-
	Max Heating		50.0	56.5	62.5	75.0	81.5	87.5	95.0
Input power	Cooling	kW	10.40	12.48	14.16	15.60	17.68	19.36	21.36
	Nominal Heating		-	-	-	-	-	-	-
	Max Heating		10.34	12.42	13.82	15.51	17.59	18.99	21.51
EER	Cooling		4.31	4.04	3.95	4.31	4.12	4.04	3.97
COP	Nominal Heating	W/W	-	-	-	-	-	-	-
	Max Heating		4.84	4.55	4.52	4.84	4.63	4.61	4.42
Airflow rate	High	m ³ /h	11,100×2	11,100×2	13,000+11,100	11,100×3	11,000×3	13,000+11,100×2	13,000+11,100×2
Sound pressure level*2/ Power level	Cooling	dB(A)	59 / 80	60 / 81	60 / 81	61 / 82	62 / 83	61 / 82	63 / 84
	Heating		61 / 83	62 / 84	62 / 85	63 / 85	63 / 85	64 / 86	65 / 87
Maximum external static pressure		Pa	82	82	82	82	82	82	82
Compressor motor output		kW	7.5×2	7.5×2	11.0+7.5	7.5×3	7.5×3	11.0+7.5×2	11.0+7.5×2
Heat exchanger fin			Blue fin	Blue fin	Blue fin	Blue fin	Blue fin	Blue fin	Blue fin
Net Dimensions	Height	mm	1,690	1,690	1,690	1,690	1,690	1,690	1,690
	Width		930×2	930×2	1,240+930	930×3	930×3	1,240+930×2	1,240+930×2
	Depth		765	765	765	765	765	765	765
Weight		kg	252×2	252×2	275+252	252×3	252×3	275+252×2	275+252×2
Refrigerant	Type (Global Warming Potential)		R410A (2,088)	R410A (2,088)	R410A (2,088)	R410A (2,088)	R410A (2,088)	R410A (2,088)	R410A (2,088)
	Charge	kg(CO2eq-T)	11.7×2 (24.4×2)	11.7×2 (24.4×2)	11.8+11.7 (24.6+24.4)	11.7×3 (24.4×3)	11.7×3 (24.4×3)	11.8+11.7×2 (24.6+24.4×2)	11.8+11.7×2 (24.6+24.4×2)
Connection pipe diameter	Liquid	mm	12.70	15.88	15.88	15.88	15.88	15.88	19.05
	Gas		28.58	28.58	28.58	34.92	34.92	34.92	34.92
Operation range	Cooling	°CDB	-5 to 46	-5 to 46	-5 to 46	-5 to 46	-5 to 46	-5 to 46	-5 to 46
	Heating		-20 to 21	-20 to 21	-20 to 21	-20 to 21	-20 to 21	-20 to 21	-20 to 21

Note : Specifications are based on the following conditions.

Cooling : Indoor temperature of 27°CDB / 19°CWB, and outdoor temperature of 35°CDB / 24°CWB.

Heating : Indoor temperature of 20°CDB / (15°CWB), and outdoor temperature of 7°CDB / 6°CWB.

Pipe length : 7.5 m; Height difference between outdoor unit and indoor unit : 0 m.

When cooling operation will be conducted at outdoor air temperature below -5°C, the outdoor unit must be installed in a position that is higher than or equal to those of indoor units.

30	32	34	36	38	40	42	44	46	48	50	52	54
AJY270LALBH	AJY288LALBH	AJY306LALBH	AJY324LALBH	AJY342LALBH	AJY360LALBH	AJY378LALBH	AJY396LALBH	AJY414LALBH	AJY432LALBH	AJY450LALBH	AJY468LALBH	AJY486LALBH
AJY144LALBH AJY126LALBH	AJY144LALBH AJY144LALBH	AJY162LALBH AJY144LALBH	AJY162LALBH AJY162LALBH	AJY162LALBH AJY090LALBH AJY090LALBH	AJY144LALBH AJY126LALBH AJY090LALBH	AJY144LALBH AJY144LALBH AJY090LALBH	AJY162LALBH AJY144LALBH AJY090LALBH	AJY162LALBH AJY162LALBH AJY144LALBH	AJY144LALBH AJY144LALBH AJY144LALBH	AJY162LALBH AJY144LALBH AJY144LALBH	AJY162LALBH AJY162LALBH AJY144LALBH	AJY162LALBH AJY162LALBH AJY162LALBH
64	64	64	64	64	64	64	64	64	64	64	64	64
42.5-127.5	45.0-135.0	47.5-135.0	50.0-135.0	53.0-151.5	56.5-169.5	59.0-177.0	61.5-177.0	64.0-177.0	67.5-202.5	70.0-202.5	72.5-202.5	75.0-202.5
3-phase 4 wire, 400 V, 50Hz												
85.0	90.0	95.0	100.0	106.0	113.0	118.0	123.0	128.0	135.0	140.0	145.0	150.0
-	-	-	-	-	-	-	-	-	-	-	-	-
95.0	100.0	100.0	100.0	113.0	126.5	131.5	131.5	131.5	150.0	150.0	150.0	150.0
23.97	26.02	29.57	33.12	31.12	31.25	33.30	36.85	40.40	39.03	42.58	46.13	49.68
-	-	-	-	-	-	-	-	-	-	-	-	-
24.80	27.26	27.26	27.26	28.13	32.05	34.51	34.51	34.51	40.89	40.89	40.89	40.89
3.55	3.46	3.21	3.02	3.41	3.62	3.54	3.34	3.17	3.46	3.29	3.14	3.02
-	-	-	-	-	-	-	-	-	-	-	-	-
3.83	3.67	3.67	3.67	4.02	3.95	3.81	3.81	3.81	3.67	3.67	3.67	3.67
13,700+13,000	13,700×2	13,700×2	13,700×2	13,700+11,100×2	13,700+13,000+11,100	13,700+2+11,100	13,700+2+11,100	13,700+2+11,100	13,700×3	13,700×3	13,700×3	13,700×3
64 / 85	65 / 88	66 / 87	66 / 87	65 / 86	65 / 86	66 / 87	66 / 87	67 / 87	67 / 88	67 / 88	67 / 88	68 / 89
66 / 88	67 / 89	67 / 89	67 / 89	66 / 88	67 / 89	68 / 90	68 / 90	68 / 90	69 / 91	69 / 91	69 / 91	69 / 91
82	82	82	82	82	82	82	82	82	82	82	82	82
11.0×2	11.0×2	11.0×2	11.0×2	11.0×7.5×2	11.0×2+7.5	11.0×2+7.5	11.0×2+7.5	11.0×2+7.5	11.0×3	11.0×3	11.0×3	11.0×3
Blue fin	Blue fin	Blue fin	Blue fin	Blue fin	Blue fin	Blue fin	Blue fin	Blue fin	Blue fin	Blue fin	Blue fin	Blue fin
1,690	1,690	1,690	1,690	1,690	1,690	1,690	1,690	1,690	1,690	1,690	1,690	1,690
1,240×2	1,240×2	1,240×2	1,240×2	1,240+930×2	1,240×2+930	1,240×2+930	1,240×2+930	1,240×2+930	1,240×3	1,240×3	1,240×3	1,240×3
765	765	765	765	765	765	765	765	765	765	765	765	765
275×2	275×2	275×2	275×2	275+252×2	275×2+252	275×2+252	275×2+252	275×2+252	275×3	275×3	275×3	275×3
R410A (2,088)	R410A (2,088)	R410A (2,088)	R410A (2,088)	R410A (2,088)	R410A (2,088)	R410A (2,088)	R410A (2,088)	R410A (2,088)	R410A (2,088)	R410A (2,088)	R410A (2,088)	R410A (2,088)
11.8×2 (24.6×2)	11.8×2 (24.6×2)	11.8×2 (24.6×2)	11.8×2 (24.6×2)	11.8+11.7×2 (24.6+24.4×2)	11.8×2+11.7 (24.6×2+24.4)	11.8×2+11.7 (24.6×2+24.4)	11.8×2+11.7 (24.6×2+24.4)	11.8×2+11.7 (24.6×2+24.4)	11.8×3 (24.6×3)	11.8×3 (24.6×3)	11.8×3 (24.6×3)	11.8×3 (24.6×3)
19.05	19.05	19.05	19.05	19.05	19.05	19.05	19.05	19.05	19.05	19.05	19.05	19.05
34.92	34.92	34.92	41.27	41.27	41.27	41.27	41.27	41.27	41.27	41.27	41.27	41.27
-5 to 46	-5 to 46	-5 to 46	-5 to 46	-5 to 46	-5 to 46	-5 to 46	-5 to 46	-5 to 46	-5 to 46	-5 to 46	-5 to 46	-5 to 46
-20 to 21	-20 to 21	-20 to 21	-20 to 21	-20 to 21	-20 to 21	-20 to 21	-20 to 21	-20 to 21	-20 to 21	-20 to 21	-20 to 21	-20 to 21

32	34	36	38	40	42	44	46
AJY288LALBHH	AJY306LALBHH	AJY324LALBHH	AJY342LALBHH	AJY360LALBHH	AJY378LALBHH	AJY396LALBHH	AJY414LALBHH
AJY108LALBH AJY108LALBH AJY072LALBH	AJY126LALBH AJY108LALBH AJY072LALBH	AJY108LALBH AJY108LALBH AJY108LALBH	AJY126LALBH AJY108LALBH AJY108LALBH	AJY126LALBH AJY126LALBH AJY108LALBH	AJY126LALBH AJY126LALBH AJY126LALBH	AJY144LALBH AJY126LALBH AJY126LALBH	AJY144LALBH AJY144LALBH AJY126LALBH
64	64			64	64	64	64
44.7-134.1	48.0-143.8	50.3-150.7	53.5-160.5	56.8-170.2	60.0-180.0	62.5-187.5	65.0-195.0
3-phase 4 wire, 400 V, 50Hz							
89.4	95.9	100.5	107.0	113.5	120.0	125.0	130.0
-	-	-	-	-	-	-	-
100.0	107.5	112.5	120.0	127.5	135.0	140.0	145.0
23.12	25.12	26.88	28.88	30.88	32.88	34.93	36.98
-	-	-	-	-	-	-	-
22.47	24.99	25.95	28.47	30.99	33.51	35.97	38.43
3.87	3.82	3.74	3.70	3.68	3.65	3.58	3.52
-	-	-	-	-	-	-	-
4.45	4.30	4.34	4.21	4.11	4.03	3.89	3.77
13,000×2+11,100	13,000×2+11,100	13,000×3	13,000×3	13,000×3	13,000×3	13,700+13,000×2	13,700×2+13,000
61 / 82	63 / 84	63 / 83	64 / 84	64 / 85	65 / 88	66 / 87	66 / 87
64 / 87	65 / 88	65 / 88	65 / 88	66 / 88	67 / 89	68 / 90	68 / 90
82	82	82	82	82	82	82	82
11.0×2+7.5	11.0×2+7.5	11.0×3	11.0×3	11.0×3	11.0×3	11.0×3	11.0×3
Blue fin	Blue fin	Blue fin	Blue fin	Blue fin	Blue fin	Blue fin	Blue fin
1,690	1,690	1,690	1,690	1,690	1,690	1,690	1,690
1,240×2+930	1,240×2+930	1,240×3	1,240×3	1,240×3	1,240×3	1,240×3	1,240×3
765	765	765	765	765	765	765	765
275×2+252	275×2+252	275×3	275×3	275×3	275×3	275×3	275×3
R410A (2,088)	R410A (2,088)	R410A (2,088)	R410A (2,088)	R410A (2,088)	R410A (2,088)	R410A (2,088)	R410A (2,088)
11.8×2+11.7 (24.6×2+24.4)	11.8×2+11.7 (24.6×2+24.4)	11.8×3 (24.6×3)	11.8×3 (24.6×3)	11.8×3 (24.6×3)	11.8×3 (24.6×3)	11.8×3 (24.6×3)	11.8×3 (24.6×3)
19.05	19.05	19.05	19.05	19.05	19.05	19.05	19.05
34.92	34.92	41.27	41.27	41.27	41.27	41.27	41.27
-5 to 46	-5 to 46	-5 to 46	-5 to 46	-5 to 46	-5 to 46	-5 to 46	-5 to 46
-20 to 21	-20 to 21	-20 to 21	-20 to 21	-20 to 21	-20 to 21	-20 to 21	-20 to 21

*1 Minimum connectable indoor unit number is 2.
However ARXC72 and ARXC90 can be used signal connection.

*2 The noise value is the value when measured in an anechoic room.

When measured in the actual installed state, surrounding noise and reflections are received and the measured value is usually larger than the indicated value.

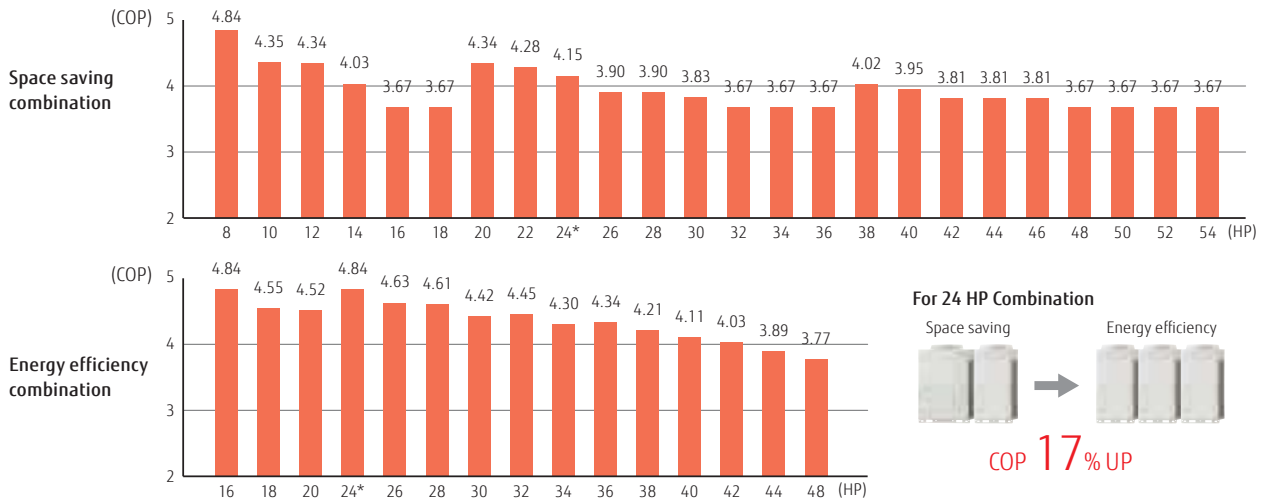
Heat Pump

Modular Type



Efficiency in actual operation

Top class high COP is achieved for all combinations by our unique heat exchanger structure, high efficient DC twin compressor, and our own technologies.



Heavy anti-corrosion treatment design


Anti-corrosion coated casing parts
Satisfied the JRA* heavy anti-corrosion regulation(4002)
*JRA: Japan Refrigeration Association

PCB and Electronic components
High ambient temperature compatible electric components. Added silicon coating on all PCB circuits for anti-corrosion.

Blue fin heat exchanger
Hydrophilic coating
Cobalt Blue protection
Aluminium base material
Cobalt Blue protection
Hydrophilic coating

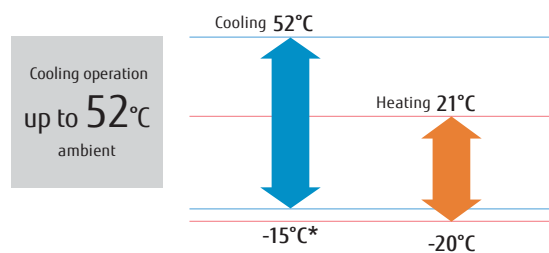
High ambient & corrosion compatible
PCB components
Refrigerant cycle component

All screws and hinges
Added zinc chrome acid film treatment.



High ambient operation design

Possible to operate cooling up to 52°C outdoor temperature by adopting DC fan motor, large propeller fan and large heat exchanger.



8,10HP : AJY072LNLBH / AJY090LNLBH
 12,14,16,18HP : AJY108LNLBH / AJY126LNLBH / AJY144LNLBH / AJY162LNLBH



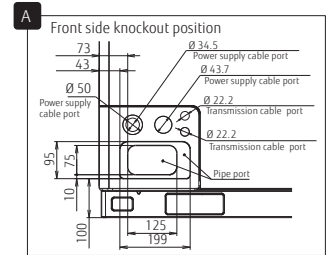
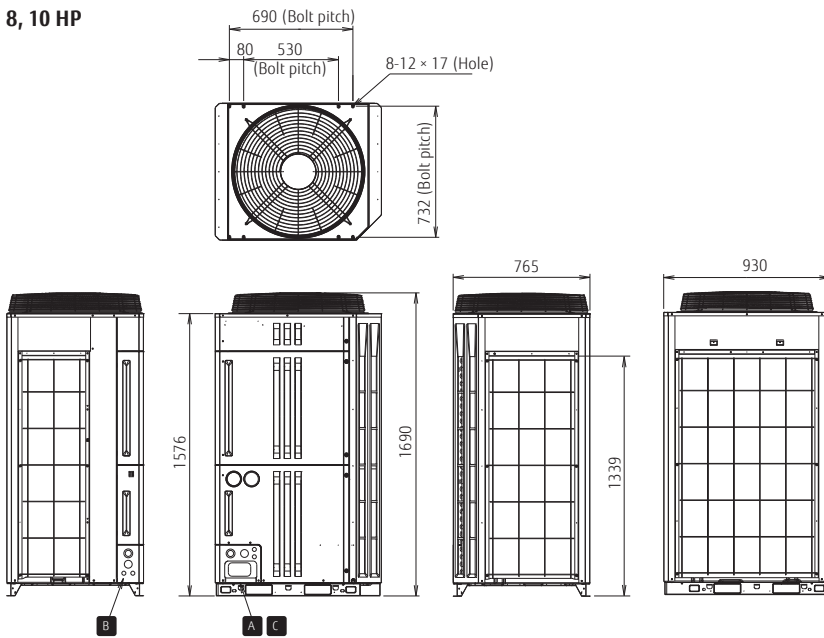
8, 10 HP

12, 14, 16, 18 HP

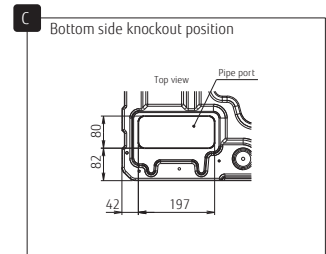
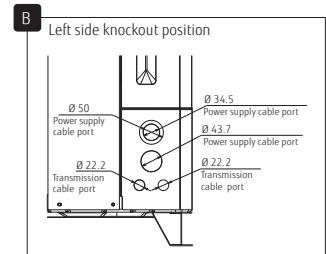
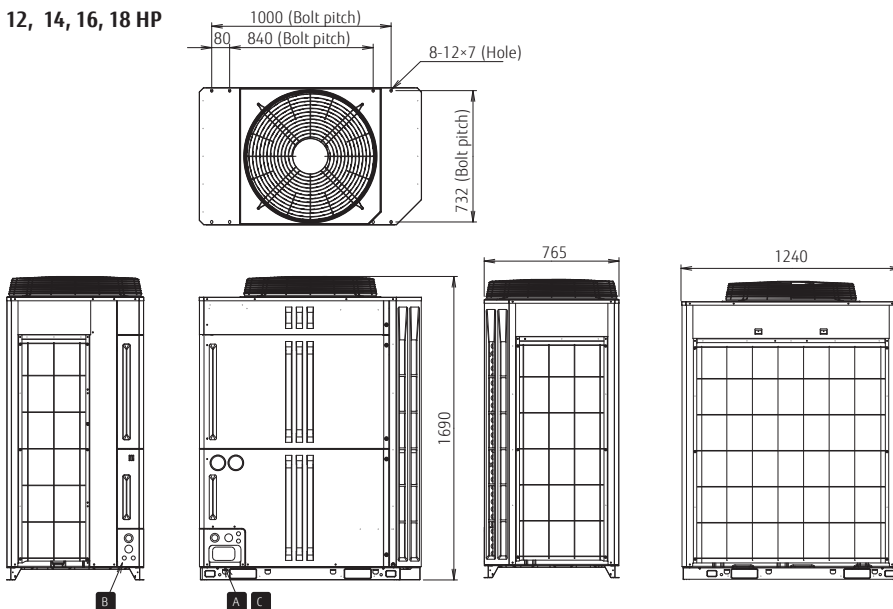
Dimensions

(Unit : mm)

8, 10 HP














12, 14, 16, 18 HP










For more information, please contact Fujitsu General Limited. (www.fujitsu-general.com)

Outdoor units specifications

Space Saving Combination

Rating Capacity range		HP	8	10	12	14	16	18	20	22	24	26	28
													
Set Model name			AJY072LNLBH AJY072LNLBH	AJY090LNLBH AJY090LNLBH	AJY108LNLBH AJY108LNLBH	AJY126LNLBH AJY126LNLBH	AJY144LNLBH AJY144LNLBH	AJY162LNLBH AJY162LNLBH	AJY180LNLBH AJY090LNLBH	AJY198LNLBH AJY072LNLBH	AJY216LNLBH AJY090LNLBH	AJY234LNLBH AJY090LNLBH	AJY252LNLBH AJY162LNLBH
Maximum Connectable Indoor Unit			13	16	19	23	26	29	33	36	40	43	46
Indoor unit connectable capacity		Cooling	11.2-29.1	14-36.4	16.8-43.5	20-52	22.5-58.5	25-65	28-72.8	31.2-81.1	34-88.4	36.5-94.9	39-101.4
Power source			3-phase 4 wire, 400 V, 50Hz										
T1 condition	Capacity	Cooling	22.4										
		Nominal Heating	22.4										
		Max Heating	25.0										
		Cooling	76400										
		Heating	85300										
		Max Heating	5.20										
	Input power	Cooling	5.20										
		Nominal Heating	4.31										
		Max Heating	5.17										
		Cooling	9.2										
		Heating	9.2										
		Max Heating	4.31										
Current	Cooling	4.31											
	Heating	5.20											
	Max Heating	4.84											
	Cooling	14.7											
	Heating	16.5											
	Max Heating	14.7											
EER	Cooling	4.31											
	Heating	5.20											
	Max Heating	4.84											
	Cooling	14.7											
	Heating	16.5											
	Max Heating	14.7											
COP	Cooling	4.31											
	Heating	5.20											
	Max Heating	4.84											
	Cooling	14.7											
	Heating	16.5											
	Max Heating	14.7											
T3 condition	Capacity	Cooling	20.2										
		Heating	68900										
		Max Heating	25.2										
	Input power	Cooling	6.73										
		Heating	10.8										
		Max Heating	3.00										
Current	Cooling	10.23											
	Heating	9.23											
	Max Heating	10.40											
EER	Cooling	10.23											
	Heating	9.23											
	Max Heating	10.40											
Power factor			90										
Airflow rate		High	11100										
Sound pressure level / Power level		Cooling	56 / 77										
		Heating	58 / 80										
External static pressure (Max)			82										
Compressor motor output			7.5										
Heat exchanger fin			Blue fin										
Net Dimensions		Height	1690										
		Width	930										
		Depth	765										
Weight			255										
Refrigerant		Type (Global Warming Potential)	R410A (2,088)										
		Charge	11.7 (24.4)										
Connection pipe diameter		Liquid	12.70										
		Gas	22.22										
Operation range		Cooling	-15 to 52										
		Heating	-20 to 21										


Energy Efficiency Combination

Rating Capacity range		HP	16	18	20	24	26	28	30
									
Set Model name			AJY144LNLBHH AJY072LNLBH	AJY162LNLBHH AJY090LNLBH	AJY180LNLBHH AJY108LNLBH	AJY216LNLBHH AJY072LNLBH	AJY234LNLBHH AJY072LNLBH	AJY252LNLBHH AJY108LNLBH	AJY270LNLBHH AJY072LNLBH
Maximum Connectable Indoor Unit			26	29	33	39	43	46	50
Indoor unit connectable capacity		Cooling	22.4-58.2	25.2-65.5	28-72.6	33.6-87.3	36.4-94.6	39.2-101.7	42.4-110.2
Power source			3N - 400V, 50/60Hz						
T1 condition	Capacity	Cooling	44.8						
		Nominal Heating	50.0						
		Max Heating	5.0						
		Cooling	152800						
		Heating	170600						
		Max Heating	10.40						
	Input power	Cooling	10.40						
		Nominal Heating	10.34						
		Max Heating	4.31						
		Cooling	4.31						
		Heating	4.04						
		Max Heating	4.84						
Current	Cooling	4.31							
	Heating	5.0							
	Max Heating	4.84							
	Cooling	14.7							
	Heating	16.5							
	Max Heating	14.7							
EER	Cooling	4.31							
	Heating	5.0							
	Max Heating	4.84							
	Cooling	14.7							
	Heating	16.5							
	Max Heating	14.7							
COP	Cooling	4.31							
	Heating	5.0							
	Max Heating	4.84							
	Cooling	14.7							
	Heating	16.5							
	Max Heating	14.7							
T3 condition	Capacity	Cooling	40.4						
		Heating	137800						
		Max Heating	25.2						
	Input power	Cooling	13.47						
		Heating	10.8						
		Max Heating	3.00						
Current	Cooling	10.23							
	Heating	9.23							
	Max Heating	10.40							
EER	Cooling	10.23							
	Heating	9.23							
	Max Heating	10.40							
Power factor			90						
Airflow rate		High	11100*2						
Sound pressure level / Power level		Cooling	59 / 80						
		Heating	61 / 83						
External static pressure (Max)			82						
Compressor motor output			7.5*2						
Heat exchanger fin			Blue fin						
Net Dimensions		Height	1690						
		Width	930*2						
		Depth	765						
Weight			255*2						
Refrigerant		Type (Global Warming Potential)	R410A (2,088)						
		Charge	11.7*2 (24.4*2)						
Connection pipe diameter		Liquid	12.70						
		Gas	22.58						
Operation range		Cooling	-5 to 52						
		Heating	-20 to 21						


Note: Specifications are based on the following conditions.

Cooling(T1): Indoor temperature of 27°CDB / 19°CWB, and outdoor temperature of 35°CDB / 24°CWB
 Cooling(T3): Indoor temperature of 29°CDB / 19°CWB, and outdoor temperature of 46°CDB / 24°CWB






































Heating: Indoor temperature of 20°CDB / (15°CWB), and outdoor temperature of 7°CDB / 6°CWB.
 Pipe length: 7.5m. Height difference between outdoor and indoor unit: 0m.

30	32	34	36	38	40	42	44	46	48	50	52	54
												
AJY270LNLBH AJY144LNLBH AJY126LNLBH	AJY288LNLBH AJY144LNLBH AJY144LNLBH	AJY306LNLBH AJY162LNLBH AJY144LNLBH	AJY324LNLBH AJY162LNLBH AJY162LNLBH	AJY342LNLBH AJY162LNLBH AJY090LNLBH AJY090LNLBH	AJY360LNLBH AJY144LNLBH AJY126LNLBH AJY090LNLBH	AJY378LNLBH AJY144LNLBH AJY144LNLBH AJY090LNLBH	AJY396LNLBH AJY162LNLBH AJY144LNLBH AJY090LNLBH	AJY414LNLBH AJY162LNLBH AJY162LNLBH AJY090LNLBH	AJY432LNLBH AJY144LNLBH AJY144LNLBH AJY144LNLBH	AJY450LNLBH AJY162LNLBH AJY144LNLBH AJY144LNLBH	AJY468LNLBH AJY162LNLBH AJY162LNLBH AJY144LNLBH	AJY486LNLBH AJY162LNLBH AJY162LNLBH
50 42.5-110.5	53 45-117	55 47.5-123.5	55 50-130	55 53-137.8	55 56.5-146.9	55 59-153.4	55 61.5-159.9	55 64-166.4	55 67.5-175.5	55 70-182	55 72.5-188.5	55 75-195

3N - 400V, 50/60Hz												
85.0	90.0	95.0	100.0	106.0	113.0	118.0	123.0	128.0	135.0	140.0	145.0	150.0
-	-	-	-	-	-	-	-	-	-	-	-	-
95.0	100.0	100.0	100.0	113.0	126.5	131.5	131.5	131.5	150.0	150.0	150.0	150.0
290000	307000	324100	341200	361600	385500	402500	419600	436700	460500	477600	494700	511800
324100	341200	341200	341200	385600	431600	448700	448700	448700	511800	511800	511800	511800
23.97	26.02	29.57	33.12	31.12	31.25	33.30	36.85	40.40	39.03	42.58	46.13	49.68
-	-	-	-	-	-	-	-	-	-	-	-	-
24.80	27.26	27.26	27.26	28.13	32.05	34.51	34.51	34.51	40.89	40.89	40.89	40.89
-	-	-	-	-	-	-	-	-	-	-	-	-
-	-	-	-	-	-	-	-	-	-	-	-	-
3.55	3.46	3.21	3.02	3.41	3.62	3.54	3.34	3.17	3.46	3.29	3.14	3.02
-	-	-	-	-	-	-	-	-	-	-	-	-
3.83	3.67	3.67	3.67	4.02	3.95	3.81	3.81	3.81	3.67	3.67	3.67	3.67
12.1	11.8	11.0	10.3	11.6	12.3	12.1	11.4	10.8	11.8	11.2	10.7	10.3
13.1	12.5	12.5	12.5	13.7	13.5	13.0	13.0	13.0	12.5	12.5	12.5	12.5
67.1	70.2	70.3	70.4	85.6	92.3	95.4	95.5	95.6	105.3	105.4	105.5	105.6
229000	239600	239900	240200	292100	315000	325600	325900	326200	359400	359700	360000	360300
22.52	23.64	24.17	24.70	30.75	31.72	32.83	33.37	33.90	35.45	35.99	36.52	37.05
-	-	-	-	-	-	-	-	-	-	-	-	-
2.98	2.97	2.91	2.85	2.78	2.91	2.91	2.86	2.82	2.97	2.93	2.89	2.85
10.17	10.14	9.93	9.72	9.50	9.93	9.92	9.77	9.62	10.14	10.00	9.86	9.72
-	-	-	-	-	-	-	-	-	-	-	-	-
-	-	-	-	-	-	-	-	-	-	-	-	-
13700+13000	13700*2	13700*2	13700*2	13700+11100*2	13700+13000+11100	13700*2+11100	13700*2+11100	13700*2+11100	13700*3	13700*3	13700*3	13700*3
64 / 85	65 / 88	66 / 87	66 / 87	65 / 86	65 / 86	66 / 87	66 / 87	67 / 87	67 / 88	67 / 88	67 / 88	68 / 89
66 / 88	67 / 89	67 / 89	67 / 89	66 / 88	67 / 89	68 / 90	68 / 90	68 / 90	69 / 91	69 / 91	69 / 91	69 / 91
82	82	82	82	82	82	82	82	82	82	82	82	82
11.0*2	11.0*2	11.0*2	11.0*2	11.0*2+7.5*2	11.0*2+7.5*2	11.0*2+7.5*2	11.0*2+7.5*2	11.0*2+7.5*2	11.0*3	11.0*3	11.0*3	11.0*3
Blue fin	Blue fin	Blue fin	Blue fin	Blue fin	Blue fin	Blue fin	Blue fin	Blue fin	Blue fin	Blue fin	Blue fin	Blue fin
1690	1690	1690	1690	1690	1690	1690	1690	1690	1690	1690	1690	1690
1240*2	1240*2	1240*2	1240*2	1240*2	1240*2+930	1240*2+930	1240*2+930	1240*2+930	1240*3	1240*3	1240*3	1240*3
765	765	765	765	765	765	765	765	765	765	765	765	765
279*2	279*2	279*2	279*2	279+255*2	279*2+255	279*2+255	279*2+255	279*2+255	279*3	279*3	279*3	279*3
R410A (2,088)	R410A (2,088)	R410A (2,088)	R410A (2,088)	R410A (2,088)	R410A (2,088)	R410A (2,088)	R410A (2,088)	R410A (2,088)	R410A (2,088)	R410A (2,088)	R410A (2,088)	R410A (2,088)
11.8*2 (24.6*2)	11.8*2 (24.6*2)	11.8*2 (24.6*2)	11.8*2 (24.6*2)	11.8*2 (24.6+24.4*2)	11.8*2+11.7 (24.6*2+24.4)	11.8*2+11.7 (24.6*2+24.4)	11.8*2+11.7 (24.6*2+24.4)	11.8*2+11.7 (24.6*2+24.4)	11.8*3 (24.6*3)	11.8*3 (24.6*3)	11.8*3 (24.6*3)	11.8*3 (24.6*3)
19.05	19.05	19.05	19.05	19.05	19.05	19.05	19.05	19.05	19.05	19.05	19.05	19.05
34.92	34.92	34.92	41.27	41.27	41.27	41.27	41.27	41.27	41.27	41.27	41.27	41.27
-5 to 52	-5 to 52	-5 to 52	-5 to 52	-5 to 52	-5 to 52	-5 to 52	-5 to 52	-5 to 52	-5 to 52	-5 to 52	-5 to 52	-5 to 52
-20 to 21	-20 to 21	-20 to 21	-20 to 21	-20 to 21	-20 to 21	-20 to 21	-20 to 21	-20 to 21	-20 to 21	-20 to 21	-20 to 21	-20 to 21

32	34	36	38	40	42	44	46
							
AJY288LNLBHH AJY108LNLBH AJY108LNLBH AJY072LNLBH	AJY306LNLBHH AJY126LNLBH AJY108LNLBH AJY072LNLBH	AJY324LNLBHH AJY108LNLBH AJY108LNLBH AJY108LNLBH	AJY342LNLBHH AJY126LNLBH AJY108LNLBH AJY108LNLBH	AJY360LNLBHH AJY126LNLBH AJY126LNLBH AJY108LNLBH	AJY378LNLBHH AJY126LNLBH AJY126LNLBH AJY126LNLBH	AJY396LNLBHH AJY144LNLBH AJY126LNLBH AJY126LNLBH	AJY414LNLBHH AJY144LNLBH AJY144LNLBH AJY126LNLBH
52 44.7-116.2	55 48-124.6	55 50.3-130.6	55 53.5-139.1	55 56.8-147.5	55 60-156	55 62.5-162.5	55 65-169
3-phase 4 wire, 400 V, 50Hz							
89.4	95.9	100.5	107.0	113.5	120.0	125.0	130.0
-	-	-	-	-	-	-	-
100.0	107.5	112.5	120.0	127.5	135.0	140.0	145.0
305000	327200	342900	365100	387300	409500	426500	443500
341300	366800	384000	409500	435000	460500	477600	494700
23.12	25.12	26.88	28.88	30.88	32.88	34.93	36.98
-	-	-	-	-	-	-	-
22.47	24.99	25.95	28.47	30.99	33.51	35.97	38.43
-	-	-	-	-	-	-	-
-	-	-	-	-	-	-	-
3.87	3.82	3.74	3.70	3.68	3.65	3.58	3.52
-	-	-	-	-	-	-	-
4.45	4.30	4.34	4.21	4.11	4.03	3.89	3.77
13.2	13.0	12.8	12.6	12.5	12.5	12.2	12.0
15.2	14.7	14.8	14.4	14.0	13.7	13.3	12.9
77.2	80.7	85.5	89.0	92.5	96.0	99.1	102.2
263300	275300	291600	303600	315600	327600	338200	348800
25.42	26.78	28.03	29.39	30.75	32.11	33.22	34.34
-	-	-	-	-	-	-	-
3.04	3.01	3.05	3.03	3.01	2.99	2.98	2.98
10.36	10.28	10.40	10.33	10.26	10.20	10.18	10.16
-	-	-	-	-	-	-	-
13000*2+11100	13000*2+11100	13000*3	13000*3	13000*3	13000*3	13700+13000*2	13700*2+13000
61 / 82	63 / 84	62 / 83	63 / 84	64 / 85	65 / 88	66 / 87	66 / 87
64 / 87	65 / 88	65 / 88	66 / 88	66 / 88	67 / 89	68 / 90	68 / 90
82	82	82	82	82	82	82	82
11.0*2+7.5	11.0*2+7.5	11.0*3	11.0*3	11.0*3	11.0*3	11.0*3	11.0*3
Blue fin	Blue fin	Blue fin	Blue fin	Blue fin	Blue fin	Blue fin	Blue fin
1690	1690	1690	1690	1690	1690	1690	1690
1240*2+930	1240*2+930	1240*3	1240*3	1240*3	1240*3	1240*3	1240*3
765	765	765	765	765	765	765	765
279*2+255	279*2+255	279*3	279*3	279*3	279*3	279*3	279*3
R410A (2,088)	R410A (2,088)	R410A (2,088)	R410A (2,088)	R410A (2,088)	R410A (2,088)	R410A (2,088)	R410A (2,088)
11.8*2+11.7 (24.6*2+24.4)	11.8*2+11.7 (24.6*2+24.4)	11.8*3 (24.6*3)	11.8*3 (24.6*3)	11.8*3 (24.6*3)	11.8*3 (24.6*3)	11.8*3 (24.6*3)	11.8*3 (24.6*3)
19.05	19.05	19.05	19.05	19.05	19.05	19.05	19.05
34.92	34.92	41.27	41.27	41.27	41.27	41.27	41.27
-5 to 52	-5 to 52	-5 to 52	-5 to 52	-5 to 52	-5 to 52	-5 to 52	-5 to 52
-20 to 21	-20 to 21	-20 to 21	-20 to 21	-20 to 21	-20 to 21	-20 to 21	-20 to 21

VRF Indoor Unit Lineup

Capacity range (kW)		1.1	2.2	2.8	3.6				
Class		4	7	9	12				
Cassette	Compact Grid type / Standard type	 AUXB 004 GLEH	 AUXB 007 GLEH	 AUXB 009 GLEH	 AUXB 012 GLEH				
	Circular Flow Slim type			 AUXN 009 GLAH*4	 AUXN 012 GLAH*4				
	Circular Flow Large type								
	3D Flow	 NEW							
Duct	Mini Duct (With drain pump)	 004/007/009/ 012/014	 018	 024	ARXK 004 GLEH	ARXK 007 GLEH	ARXK 009 GLEH	ARXK 012 GLEH	
	Slim Duct (With drain pump)	 04/007/009/ 012/014	 018	 024	ARXD 04 GALH*3	ARXD 007 GLEH	ARXD 009 GLEH	ARXD 012 GLEH	
	Medium Static Pressure Duct								
	High Static Pressure Duct	 036/45/60	 072/090	 096					
	Large Airflow Duct (Compact type)	 009/012/014	 018	 024/030			ARXN 009 GLBH*4	ARXN 012 GLBH*4	
	Large Airflow Duct (Large type)								
Floor	Floor (*Same as Ceiling models)							ABYA 012 GTEH	
	Slim Concealed Floor (*Same as Slim Duct models)	 04/007/009/ 012/014	 018	 024	ARXD 04 GALH*3	ARXD 007 GLEH	ARXD 009 GLEH	ARXD 012 GLEH	
	Compact Floor				AGYA 004 GCEH	AGYA 007 GCEH	AGYA 009 GCEH	AGYA 012 GCEH	
	Compact Floor (EEV external)				AGYE 004 GCEH	AGYE 007 GCEH	AGYE 009 GCEH	AGYE 012 GCEH	
Ceiling	 012/014/018/ 024			 030/036/045/ 054				ABYA 012 GTEH	
Wall Mounted	Wall Mounted	 004/007/009	 012/014	 18/24	 030/034	ASYA 004 GTEH	ASYA 007 GTEH	ASYA 009 GTEH	ASYA 012 GCEH
	Wall Mounted (EEV external)	 004/007/009	 012/014			ASYE 004 GTEH	ASYE 007 GTEH	ASYE 009 GTEH	ASYE 012 GCEH
						With this model, connection of EV kit is necessary.			
						With this model, connection of EV kit is necessary.			

4.5 14	5.6 18	7.1 24	9.0 30	10.0 34	11.2 36	12.5 45	14.0 54	18.0 60	22.4 72	25.0 90	28.0 96
AUXB 014 GLEH	AUXB 018 GLEH	AUXB 024 GLEH									
AUXN 014 GLAH*4	AUXM 018 GLEH	AUXM 024 GLEH	AUXM 030 GLEH								
	AUXK 018 GLEH	AUXK 024 GLEH	AUXK 030 GLEH	AUXK 034 GLEH	AUXK 036 GLEH	AUXK 045 GLEH	AUXK 054 GLEH				
	AUXS 018 GLEH	AUXS 024 GLEH									
ARXK 014 GLEH	ARXK 018 GLEH	ARXK 024 GLEH									
ARXD 014 GLEH	ARXD 018 GLEH	ARXD 024 GLEH									
		ARXA 024 GLEH	ARXA 030 GLEH		ARXA 036 GLEH	ARXA 045 GLEH					
					ARXC 036 GTEH	ARXC 45 GATH		ARXC 60 GATH*1	ARXC 072 GTEH*1	ARXC 090 GTEH*1	ARXC 096 GTEH*1
ARXN 014 GLBH*4	ARXN 018 GLBH	ARXN 024 GTBH	ARXN 030 GTBH								
	ARXN 18 GATH*2	ARXN 24 GATH*2	ARXN 30 GATH*2	ARXN 34 GATH*2	ARXN 36 GATH*2	ARXN 45 GATH*2					
ABYA 014 GTEH	ABYA 018 GTEH	ABYA 024 GTEH									
ARXD 014 GLEH	ARXD 018 GLEH	ARXD 024 GLEH									
AGYA 014 GCEH											
AGYE 014 GCEH											
ABYA 014 GTEH	ABYA 018 GTEH	ABYA 024 GTEH	ABYA 030 GTEH		ABYA 036 GTEH	ABYA 045 GTEH	ABYA 054 GTEH				
ASYA 014 GCEH	ASYA 18 GBCH	ASYA 24 GBCH	ASYA 030 GTEH	ASYA 034 GTEH							
ASYE 014 GCEH											

*1: ARXC60/072/090/096G cannot be connected to J-IIS series and J-III series.

*2: Large airflow duct (Large type ARXN**GATH) type can be connected to VR-II / V-III series only.

*3: ARXD04GALH cannot be connected to J-III series.

*4: AUXN009/012/014GLAH and ARXN009/012/014GLBH can be connected to J-IIS series and J-III series only.

Specifications and design are subject to change without notice.

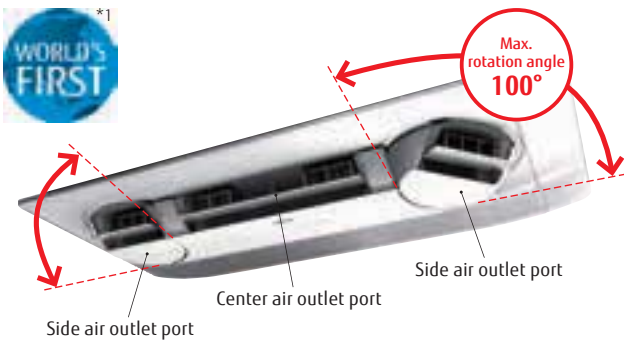
NEW
3D Flow Cassette



Model:
AUXS018GLEH / AUXS024GLEH


3 Air Outlet Ports can be controlled individually

Using the "Comfortable airflow setting" function allows the left and right air outlet ports and the wide center air outlet ports to automatically create a comfortable space for improved comfort.

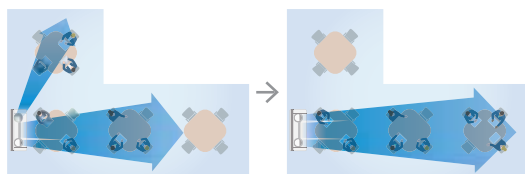


*1: Announced 2018. In room air conditioner for the home (our company's investigation)

Temperature distribution during cooling and heating (when set to comfortable airflow)



Equipped with an "Individual airflow setting" function that optimizes the airflow setting in accordance with the installation location.



Suitably setting the side air outlet ports to match how the space is used achieves air conditioning with no waste.



Optimum airflow control for improved comfort is achieved even for long rooms.



Wired Remote Controller (Touch Panel) UTY-RNRYZ3


Individual air outlet port control

"Individual airflow setting" is possible using the Wired Remote Controller (Touch Panel)*. The airflow of the respective air outlet ports can be individually set.

*Wired Remote Controller (Touch Panel) UTY-RNRYZ3 only

High energy saving

The "New structural design" featuring large intake and smooth output reduces air blowing loss to achieve top class energy saving.



VRF Indoor Units Specifications



VRF Indoor Units Specifications



Compact Cassette

Model name			AUXB004GLEH	AUXB007GLEH	AUXB009GLEH	AUXB012GLEH	AUXB014GLEH	AUXB018GLEH	AUXB024GLEH
Power source			Single-phase, ~230V, 50Hz						
Capacity	Cooling	kW	1.1	2.2	2.8	3.6	4.5	5.6	7.1
	Heating		1.3	2.8	3.2	4.1	5.0	6.3	8.0
Input power			23	25	25	29	35	36	84
Airflow rate	High	m ³ /h	530/530	540	550	600	680	710	1,030
	Med-H		490/480	500	520	560	620	660	910
	Med		450/430	460	480	520	560	590	790
	Med-L		420/380	420	440	480	500	520	680
	Low		390/340	390	400	430	440	460	560
	Quiet		350/300	350	350	390	390	400	450
Sound pressure level	High	dB(A)	34/34	34	35	37	38	41	50
	Med-H		32/31	32	33	34	37	39	46
	Med		30/29	30	31	33	34	36	43
	Med-L		28/26	28	29	31	32	33	39
	Low		27/24	27	27	29	30	30	35
	Quiet		25/21	25	25	27	27	27	30
Net Dimensions (H × W × D)			mm 245 × 570 × 570						
Weight			15 (33)			17 (37)			
Connection pipe diameter	Liquid (Flare)	mm	9.52			6.35			9.52
	Gas (Flare)		12.70			15.88			
Drain hose diameter (I.D./O.D.)			25/32						
Cassette Grille	Model name	mm	UTG-UFYE-W / UTG-UFYC-W						
	Net Dimensions (H×W×D)		49 × 620 × 620 / 49 × 700 × 700						
	Weight		2.3(5.1) / 2.6(6)						

Note : Specifications are based on the following conditions.
*1: This value is under cooling operation.

Cooling : Indoor temperature of 27°CDB / 19°CWB, and outdoor temperature of 35°CDB / 24°CWB.
Heating : Indoor temperature of 20°CDB / (15°CWB), and outdoor temperature of 7°CDB / 6°CWB.
Pipe length : 7.5 m; Height difference between outdoor unit and indoor unit : 0 m. Voltage : 230 [V].

Circular Flow Cassette



Slim type

Model name			AUXN009GLAH	AUXN012GLAH	AUXN014GLAH	AUXM018GLEH	AUXM024GLEH	AUXM030GLEH
Power source			Single-phase, ~230V, 50Hz					
Capacity	Cooling	kW	2.8	3.6	4.5	5.6	7.1	9.0
	Heating		3.2	4.0	5.0	6.3	8.0	10.0
Input power			20	20	20	20	25	49
Airflow rate	High	m ³ /h	1,050	1,050	1,050	1,050	1,120	1,470
	Med-H		930	930	930	930	1,050	1,160
	Med		900	900	900	900	930	1,070
	Med-L		870	870	870	870	900	930
	Low		810	810	810	810	870	900
	Quiet		780	780	780	780	780	780
Sound pressure level	High	dB(A)	33	33	33	33	35	40
	Med-H		32	32	32	32	33	36
	Med		31	31	31	31	32	34
	Med-L		30	30	30	30	31	32
	Low		29	29	29	29	30	31
	Quiet		28	28	28	28	28	28
Net Dimensions (H × W × D)			mm 246 × 840 × 840					
Weight			24.5 (54)			24.0 (53)		24.5 (54)
Connection pipe diameter	Liquid (Flare)	mm	6.35			9.52		
	Gas (Flare)		12.70			15.88		
Drain hose diameter (I.D./O.D.)			25/32					
Cassette Grille	Model name	mm	UTG-UKYC-W / UTG-UKYA-B					
	Net Dimensions (H×W×D)		53 × 950 × 950					
	Weight		6.0 (13)					

Large type

Model name			AUXK018GLEH	AUXK024GLEH	AUXK030GLEH	AUXK034GLEH	AUXK036GLEH	AUXK045GLEH	AUXK054GLEH
Power source			Single-phase, ~230V, 50Hz						
Capacity	Cooling	kW	5.6	7.1	9.0	10.0	11.2	12.5	14.0
	Heating		6.3	8.0	10.0	11.2	12.5	14.0	16.0
Input power			40	40	47	47	61	89	116
Airflow rate	High	m ³ /h	1,420	1,420	1,440	1,440	1,620	1,820	2,040
	Med-H		1,360	1,360	1,440	1,440	1,500	1,590	1,800
	Med		1,300	1,300	1,340	1,340	1,400	1,500	1,590
	Med-L		1,270	1,270	1,300	1,300	1,340	1,400	1,440
	Low		1,200	1,200	1,280	1,280	1,280	1,300	1,300
	Quiet		1,150	1,150	1,150	1,150	1,150	1,150	1,150
Sound pressure level	High	dB(A)	38	38	39	39	41	44	47
	Med-H		37	37	38	38	40	42	45
	Med		36	36	37	37	38	40	42
	Med-L		35	35	36	36	37	38	39
	Low		34	34	35	35	36	36	36
	Quiet		33	33	33	33	33	33	33
Net Dimensions (H × W × D)			mm 288 × 840 × 840						
Weight			26.5 (58)		29.5 (65)		29.5 (65)		29.5 (65)
Connection pipe diameter	Liquid (Flare)	mm	6.35			9.52			
	Gas (Flare)		12.70			15.88			
Drain hose diameter (I.D./O.D.)			25/32						
Cassette Grille	Model name	mm	UTG-UKYC-W / UTG-UKYA-B						
	Net Dimensions (H×W×D)		53 × 950 × 950						
	Weight		6.0 (13)						

Note : Specifications are based on the following conditions.

Cooling : Indoor temperature of 27°CDB / 19°CWB, and outdoor temperature of 35°CDB / 24°CWB.
Heating : Indoor temperature of 20°CDB / (15°CWB), and outdoor temperature of 7°CDB / 6°CWB.
Pipe length : 7.5 m; Height difference between outdoor unit and indoor unit : 0 m. Voltage : 230 [V].
When AUX*018GLEH is connected to the outdoor unit other than J-III, pipe diameter should be Ø9.52/Ø15.88 (Liq/Gas)
When AUXK036GLEH, AUXK045GLEH, and AUXK054GLEH are connected to the outdoor unit other than J-III, gas pipe diameter should be Ø19.05.

3D Flow Cassette

NEW



TENTATIVE

Model name			AUXS018GLEH	AUXS024GLEH
Power source			Single-phase, ~230V, 50Hz	
Capacity	Cooling	kW	5.60	7.10
	Heating		6.30	8.00
Input power			20/28	34/43
Airflow rate*	High	m ³ /h	750/870	950/1,040
	Med-H		710/830	890/990
	Med		690/780	860/930
	Med-L		660/740	810/880
	Low		630/700	770/840
	Quiet		540/540	540/540
Sound pressure level*	High	dB(A)	38/41	43/46
	Med-H		36/40	42/45
	Med		35/39	41/43
	Med-L		35/37	40/42
	Low		33/36	38/40
	Quiet		29/29	29/29
Net Dimensions (H × W × D)			200 × 1,240 × 500	
Weight			25 (55)	
Connection pipe diameter	Liquid (Flare)	mm	6.35	9.52
	Gas (Flare)		12.70	15.88
Drain hose diameter (I.D./O.D.)			25/32	
Cassette Grille	Model name	mm	UTG-USYA-W	
	Net Dimensions (H×W×D)		85 × 1,350 × 580	
	Weight		11.5 (25)	

Note : Specifications are based on the following conditions.

Cooling : Indoor temperature of 27°CDB / 19°CWB, and outdoor temperature of 35°CDB / 24°CWB.

Heating : Indoor temperature of 20°CDB / (15°CWB), and outdoor temperature of 7°CDB / 6°CWB.

Pipe length : 7.5 m; Height difference between outdoor unit and indoor unit : 0 m. Voltage : 230 [V].

*: This value is "cooling operation / heating operation".



Mini Duct



Model name			ARXK004GLEH	ARXK007GLEH	ARXK009GLEH	ARXK012GLEH	ARXK014GLEH	ARXK018GLEH	ARXK024GLEH	
Power source			Single-phase, ~230V, 50Hz							
Capacity	Cooling	kW	1.1	2.2	2.8	3.6	4.5	5.6	7.1	
	Heating		1.3	2.8	3.2	4.0	5.0	6.3	8.0	
Input power		W	26	28	28	35	66	73	80	
Airflow rate	High	m³/h	460	460	460	550	760	930	1,160	
	Med-H		440	440	440	520	660	840	1,060	
	Med		420	420	420	480	560	740	960	
	Med-L		400	400	400	450	490	640	860	
	Low		370	370	370	410	410	540	750	
Quiet			340	340	340	340	340	470	610	
Static pressure range		Pa	0 to 30			0 to 50				
Standard static pressure			10			15				
Sound pressure level	High	dB(A)	25	26	26	29	34	33	32	
	Med-H		24	25	25	27	31	30	30	
	Med		23	24	24	26	28	28	28	
	Med-L		22	23	23	25	26	26	27	
	Low		21	22	22	24	24	24	25	
Quiet			20	21	21	22	22	22		
Net Dimensions (H × W × D)		mm	198 × 700 × 450				198 × 900 × 450		198 × 1,100 × 450	
Weight		kg(lbs)	14.5 (32)	15.5 (34)		16 (35)		19 (42)	22.5 (50)	
Connection pipe diameter	Liquid (Flare)	mm	9.52			6.35		12.70		9.52
	Gas (Flare)		9.52		12.70		15.88			
Drain hose diameter (I.D./O.D.)			25/32							

Note : Specifications are based on the following conditions.

Cooling : Indoor temperature of 27°CDB / 19°CWB, and outdoor temperature of 35°CDB / 24°CWB.
 Heating : Indoor temperature of 20°CDB / (15°CWB), and outdoor temperature of 7°CDB / 6°CWB.
 Pipe length : 7.5 m; Height difference between outdoor unit and indoor unit : 0 m. Voltage : 230 [V].

Slim Duct / Slim Concealed Floor



Model name			ARXD04GALH	ARXD007GLEH	ARXD009GLEH	ARXD012GLEH	ARXD014GLEH	ARXD018GLEH	ARXD024GLEH	
Power source			Single-phase, ~230V, 50Hz							
Capacity	Cooling	kW	1.1	2.2	2.8	3.6	4.5	5.6	7.1	
	Heating		1.3	2.8	3.2	4.0	5.0	6.3	8.0	
Input power		W	40	44	50	54	92	83	122	
Airflow rate	High	m³/h	510	550	600	600	800	940	1,330	
	Med-High		-	480	510	530	680	820	1,140	
	Med		400/470*	440	460	490	600	730	1,020	
	Med-Low		410	420	450	520	630	900		
	Low		320/440*	370	370	410	440	540	780	
Quiet			320	320	340	340	470	610		
Static pressure range		Pa	0 to 90	0 to 90	0 to 90	0 to 90	0 to 90	0 to 90	0 to 50	
Standard static pressure			25	25	25	25	25	25	25	
Sound pressure level	High	dB(A)	26	28	29	30	34	34	35	
	Med-High		-	26	27	28	32	31	31	
	Med		21/25*	25	25	27	30	29	29	
	Med-Low		-	24	24	26	28	27	27	
	Low		20/22*	22	22	24	25	25	24	
Quiet			21	21	22	22	23	21		
Net Dimensions (H × W × D)		mm	198 × 700 × 620				198 × 900 × 620		198 × 1,100 × 620	
Weight		kg(lbs)	17 (37)			18 (40)		22 (48)		26 (57)
Connection pipe diameter	Liquid (Flare)	mm	6.35			12.70		9.52		
	Gas (Flare)		12.70	9.52	12.70		15.88			
Drain hose diameter (I.D./O.D.)			25/32							

Note : Specifications are based on the following conditions.

Cooling : Indoor temperature of 27°CDB / 19°CWB, and outdoor temperature of 35°CDB / 24°CWB.
 Heating : Indoor temperature of 20°CDB / (15°CWB), and outdoor temperature of 7°CDB / 6°CWB.
 Pipe length : 7.5 m; Height difference between outdoor unit and indoor unit : 0 m. Voltage : 230 [V].
 *: This value is under cooling operation.

Medium Static Pressure Duct



Model name			ARXA024GLEH	ARXA030GLEH	ARXA036GLEH	ARXA045GLEH
Power source			Single-phase, ~230V, 50Hz			
Capacity	Cooling	kW	7.1	9.0	11.2	12.5
	Heating		8.0	10.0	12.5	14.0
Input power		W	94	108	194	240
Airflow rate	High	m³/h	1,280	1,410	1,840	1,970
	Med-High		1,180	1,350	1,750	1,910
	Med		1,090	1,280	1,660	1,860
	Med-Low		1,000	1,240	1,600	1,780
	Low		920	1,190	1,530	1,710
Quiet			840	1,150	1,470	1,640
Static pressure range		Pa	0 to 150		0 to 150	
Standard static pressure			40		60	
Sound pressure level	High	dB(A)	31	34	37	41
	Med-High		29	33	36	40
	Med		27	32	35	38
	Med-Low		26	31	35	38
	Low		24	30	34	37
Quiet			23	29	33	36
Net Dimensions (H × W × D)		mm	270 × 1,135 × 700			
Weight		kg(lbs)	36 (79)		40 (88)	
Connection pipe diameter	Liquid (Flare)	mm	9.52			
	Gas (Flare)		15.88			
Drain hose diameter (I.D./O.D.)			25/32			

Note : Specifications are based on the following conditions.

Cooling : Indoor temperature of 27°CDB / 19°CWB, and outdoor temperature of 35°CDB / 24°CWB.
 Heating : Indoor temperature of 20°CDB / (15°CWB), and outdoor temperature of 7°CDB / 6°CWB.
 Pipe length : 7.5 m; Height difference between outdoor unit and indoor unit : 0 m. Voltage : 230 [V].

High Static Pressure Duct



Model name			ARXC036GTEH	ARXC45GATH	ARXC60GATH	ARXC072GTEH	ARXC090GTEH	ARXC096GTEH
Power source			Single-phase, ~230V, 50Hz					
Capacity	Cooling	kW	11.2	12.5	18.0	22.4	25.0	28.0
	Heating		12.5	14.0	20.0	25.0	28.0	31.5
Input power		W	207	715	730	681	819	838
Airflow rate	High	m³/h	1,990	3,000	3,350	3,900	4,300	4,850
	Med-High		1,810	-	-	3,600	4,150	4,550
	Med		1,680	2,700	2,850	3,300	4,000	4,250
	Med-Low		1,500	-	-	3,150	3,750	3,920
	Low		1,330	2,300	2,550	3,000	3,500	3,600
	Quiet		1,160	-	-	2,850	3,250	3,280
Static pressure range		Pa	0 to 200	100 to 250	100 to 250	0 to 300	0 to 300	0 to 300
Standard static pressure			100	100	100	150	150	150
Sound pressure level	High	dB(A)	42	47	48	47	48	48
	Med-High		39	-	-	45	47	46
	Med		36	43	44	43	46	45
	Med-Low		34	-	-	41	45	43
	Low		32	40	41	40	44	42
	Quiet		30	-	-	38	42	40
Net Dimensions (H × W × D)		mm	400 × 1,050 × 500			450 × 1,587 × 700		550 × 1,587 × 700
Weight		kg(lbs)	40 (88)	46 (101)		84 (185)		105 (231)
Connection pipe diameter	Liquid	mm	9.52 (Flare)					
	Gas		15.88 (Flare)	19.05 (Flare)			22.22 (Brazing)	
Drain hose diameter (I.D./O.D.)			25/32					

Note : Specifications are based on the following conditions.

Cooling : Indoor temperature of 27°CDB / 19°CWB, and outdoor temperature of 35°CDB / 24°CWB.
 Heating : Indoor temperature of 20°CDB / (15°CWB), and outdoor temperature of 7°CDB / 6°CWB.
 Pipe length : 7.5 m; Height difference between outdoor unit and indoor unit : 0 m. Voltage : 230 [V].

Large Airflow Duct (Large type)



Model name			ARXN18GATH	ARXN24GATH	ARXN30GATH	ARXN34GATH	ARXN36GATH	ARXN45GATH
Power source			Single-phase, ~230V, 50Hz					
Capacity	Cooling	kW	5.6	7.1	9.0	10.0	11.2	12.5
	Heating		6.3	8.0	10.0	11.2	12.5	14.0
Input power		W	154	205	306	432	572	572
Airflow rate	High	m³/h	2,280	2,640	3,200	3,720	4,120	4,120
	Med		-	-	-	-	-	-
	Low		-	-	-	-	-	-
Static pressure range		Pa	50 to 100	50 to 150	50 to 250	50 to 250	50 to 300	50 to 300
Standard static pressure			50	50	50	50	60	60
Sound pressure level	High	dB(A)	35	37	40	43	45	45
	Med		-	-	-	-	-	-
	Low		-	-	-	-	-	-
Net Dimensions (H × W × D)		mm	450 × 1,587 × 700					
Weight		kg(lbs)	84 (185)					
Connection pipe diameter	Liquid	mm	9.52 (Flare)					
	Gas		15.88 (Flare)			19.05 (Flare)		
Drain hose diameter (I.D./O.D.)			25/32					

Note : Specifications are based on the following conditions.

Large Airflow Duct can be connected to V-III series and VR-II series.

Cooling : Indoor temperature of 27°CDB / 19°CWB, and outdoor temperature of 35°CDB / 24°CWB.
 Heating : Indoor temperature of 20°CDB / (15°CWB), and outdoor temperature of 7°CDB / 6°CWB.
 Pipe length : 7.5 m; Height difference between outdoor unit and indoor unit : 0 m. Voltage : 230 [V].

Large Airflow Duct (Compact type)



Model name			ARXN009GLBH	ARXN012GLBH	ARXN014GLBH	ARXN018GLBH	ARXN024GTBH	ARXN030GTBH
Power source			Single - phase, ~230V, 50Hz					
Capacity	Cooling	kW	2.8	3.6	4.5	5.6	7.1	9.0
	Heating		3.2	4.0	5.0	6.3	8.0	10.0
Input power		W	88	122	122	173	180	273
Airflow rate	High	m³/h	1,100	1,330	1,330	1,720	2,100	2,700
	Me-Hi		-	-	-	-	2,050	2,390
	Med		1,010	1,240	1,240	1,470	1,860	2,080
	Me-Lo		-	-	-	-	1,660	1,770
	Low		880	1,100	1,100	1,360	1,470	1,470
	Quiet		-	-	-	-	-	1,260
Static pressure range		Pa	0 to 50	0 to 50	0 to 50	0 to 80	0 to 100	0 to 100
Standard static pressure			25	25	25	50	50	50
Sound pressure level	High	dB(A)	32	35	35	36	37	41
	Me-Hi		-	-	-	-	35	38
	Med		30	32	32	33	33	34
	Me-Lo		-	-	-	-	31	31
	Low		28	29	29	30	28	28
	Quiet		-	-	-	-	26	26
Net Dimensions (H × W × D)		mm	198 × 1,100 × 620			270 × 1,135 × 700		300 × 1,400 × 700
Weight		kg(lbs)	26			40 (88)		48 (106)
Connection pipe diameter	Liquid (Flare)	mm	6.35					
	Gas (Flare)		12.70			15.88		
Drain hose diameter (I.D./O.D.)			25/32					

Note : Specifications are based on the following conditions.

Cooling : Indoor temperature of 27°CDB / 19°CWB, and outdoor temperature of 35°CDB / 24°CWB.
 Heating : Indoor temperature of 20°CDB / (15°CWB), and outdoor temperature of 7°CDB / 6°CWB.
 Pipe length : 7.5 m; Height difference between outdoor unit and indoor unit : 0 m. Voltage : 230 [V].



Compact Floor

Model name			AGYA004GCEH	AGYA007GCEH	AGYA009GCEH	AGYA012GCEH	AGYA014GCEH	AGYE004GCEH	AGYE007GCEH	AGYE009GCEH	AGYE012GCEH	AGYE014GCEH	
Power source			Single-phase, ~230V, 50Hz						Single-phase, ~230V, 50Hz				
Capacity	Cooling	kW	1.1	2.2	2.8	3.6	4.0	1.1	2.2	2.8	3.6	4.0	
	Heating		1.3	2.8	3.2	4.0	4.5	1.3	2.8	3.2	4.0	4.5	
Input power			12 / 14	16	17	22	29	12 / 14	16	17	22	29	
Airflow rate	High	m³/h	380 / 430	470	500	590	670	380 / 430	470	500	590	670	
	Med-H		350	420	450	520	590	350	420	450	520	590	
	Med		320	390	400	470	520	320	390	400	470	520	
	Med-L		310	360	360	420	450	310	360	360	420	450	
	Low		280	330	330	390	390	280	330	330	390	390	
	Quiet		210	270	270	340	340	210	270	270	340	340	
Sound pressure level	High	dB(A)	35 / 36	37	38	42	46	35 / 36	37	38	42	46	
	Med-H		33	35	36	39	42	33	35	36	39	42	
	Med		31	33	34	37	39	31	33	34	37	39	
	Med-L		30	31	31	35	36	30	31	31	35	36	
	Low		28	29	29	33	33	28	29	29	33	33	
	Quiet		22	22	22	30	30	22	22	22	30	30	
Net Dimensions (H × W × D)			600 × 740 × 200						600 × 740 × 200				
Weight			15 (33)	15 (33)	15 (33)	15 (33)	15 (33)	14.5 (32)	14.5 (32)	14.5 (32)	14.5 (32)	14.5 (32)	
Connection pipe diameter	Liquid (Flare)	mm	6.35			6.35			6.35			6.35	
	Gas (Flare)		9.52			12.70			9.52			12.70	
Drain hose diameter (I.D./O.D.)			13.8/15.8to16.7						13.8/15.8to16.7				
EV Kit (option)									UTR-EV09XB		UTR-EV14XB		

Note : Specifications are based on the following conditions.

Cooling : Indoor temperature of 27°CDB / 19°CWB, and outdoor temperature of 35°CDB / 24°CWB.
 Heating : Indoor temperature of 20°CDB / (15°CWB), and outdoor temperature of 7°CDB / 6°CWB.
 Pipe length : 7.5 m; Height difference between outdoor unit and indoor unit : 0 m. Voltage : 230 [V].
 When AGY*004GCEH, AGY*007GCEH, and AGY*009GCEH are connected to the outdoor unit other than J-IIL, gas pipe diameter should be Ø12.70.

Floor/Ceiling



Model name			ABYA012GTEH	ABYA014GTEH	ABYA018GTEH	ABYA024GTEH
Power source			Single-phase, ~230V, 50Hz			
Capacity	Cooling	kW	3.6	4.5	5.6	7.1
	Heating		4.0	5.0	6.3	8.0
Input power			30	42	74	99
Airflow rate	High	m³/h	660	780	1,000	1,000
	Med-High		620	740	910	930
	Med		580	690	830	870
	Med-Low		550	640	750	800
	Low		520	600	660	740
	Quiet		490	550	580	680
Sound pressure level	High	dB(A)	36	40	46	47
	Med-High		34	39	44	45
	Med		33	38	42	43
	Med-Low		31	36	40	41
	Low		29	35	37	39
	Quiet		28	34	35	37
Net Dimensions (H × W × D)			199 × 990 × 655			
Weight			25 (55)	26 (57)	26 (57)	27 (59)
Connection pipe diameter	Liquid (Flare)	mm	6.35			9.52
	Gas (Flare)		12.70			15.88
Drain hose diameter (I.D./O.D.)			25/32			

Note : Specifications are based on the following conditions.

Cooling : Indoor temperature of 27°CDB / 19°CWB, and outdoor temperature of 35°CDB / 24°CWB.
 Heating : Indoor temperature of 20°CDB / (15°CWB), and outdoor temperature of 7°CDB / 6°CWB.
 Pipe length : 7.5 m; Height difference between outdoor unit and indoor unit : 0 m. Voltage : 230 [V].

Ceiling



Model name			ABYA030GTEH	ABYA036GTEH	ABYA045GTEH	ABYA054GTEH
Power source			Single-phase, ~230V, 50Hz			
Capacity	Cooling	kW	9.0	11.2	12.5	14.0
	Heating		10.0	12.5	14.0	16.0
Input power			66	85	131	180
Airflow rate	High	m³/h	1,630	1,690	2,010	2,270
	Med-High		1,520	1,560	1,840	2,070
	Med		1,420	1,450	1,690	1,860
	Med-Low		1,320	1,360	1,530	1,660
	Low		1,220	1,270	1,380	1,470
	Quiet		1,140	1,170	1,230	1,280
Sound pressure level	High	dB(A)	42	45	48	51
	Med-High		40	41	46	49
	Med		39	39	45	46
	Med-Low		37	38	41	43
	Low		35	36	38	40
	Quiet		33	34	35	36
Net Dimensions (H × W × D)			240 × 1,660 × 700			
Weight			46 (101)		48 (106)	
Connection pipe diameter	Liquid (Flare)	mm	9.52			
	Gas (Flare)		15.88			
Drain hose diameter (I.D./O.D.)			25/32			

Note : Specifications are based on the following conditions.

Cooling : Indoor temperature of 27°CDB / 19°CWB, and outdoor temperature of 35°CDB / 24°CWB.
 Heating : Indoor temperature of 20°CDB / (15°CWB), and outdoor temperature of 7°CDB / 6°CWB.
 Pipe length : 7.5 m; Height difference between outdoor unit and indoor unit : 0 m. Voltage : 230 [V].

Wall Mounted



Model name			ASYA004GTEH	ASYA007GTEH	ASYA009GTEH	ASYE004GTEH	ASYE007GTEH	ASYE009GTEH
Power source			Single-phase, ~230V, 50Hz			Single-phase, ~230V, 50Hz		
Capacity	Cooling	kW	1.1	2.2	2.8	1.1	2.2	2.8
	Heating		1.3	2.8	3.2	1.3	2.8	3.2
Input power			13	19	34	13	19	34
Airflow rate	High	m³/h	430	550	720	430	550	720
	Med-H		420	460	570	420	460	570
	Med		390	420	500	390	420	500
	Med-L		380	390	410	380	390	410
	Low		360	360	360	360	360	360
	Quiet		330	330	330	330	330	330
Sound pressure level	High	dB(A)	31	35	43	31	35	43
	Med-H		30	32	38	30	32	38
	Med		28	30	34	28	30	34
	Med-L		26	27	29	26	27	29
	Low		24	24	24	24	24	24
	Quiet		22	22	22	22	22	22
Net Dimensions (H × W × D)			mm 262 x 820 x 206			mm 262 x 820 x 206		
Weight			kg(lbs) 7.5 (17)			kg(lbs) 7.0 (15)		
Connection pipe diameter	Liquid (Flare)	mm	6.35			6.35		
	Gas (Flare)		9.52			9.52		
Drain hose diameter (I.D./O.D.)			13.8/15.8 to16.7			13.8/15.8 to16.7		
EV Kit (option)			-			UTR-EV09XB		

Note : Specifications are based on the following conditions.

Cooling : Indoor temperature of 27°CDB / 19°CWB, and outdoor temperature of 35°CDB / 24°CWB.
 Heating : Indoor temperature of 20°CDB / (15°CWB), and outdoor temperature of 7°CDB / 6°CWB.
 Pipe length : 7.5 m; Height difference between outdoor unit and indoor unit : 0 m. Voltage : 230 [V].
 When ASY*004GTEH, ASY*007GTEH, ASY*009GTEH are connected to the outdoor unit other than J-III, gas pipe diameter should be Ø12.70.

Wall Mounted



Model name			ASYA012GCEH	ASYA014GCEH	ASYE012GCEH	ASYE014GCEH
Power source			Single-phase, ~230V, 50Hz			Single-phase, ~230V, 50Hz
Capacity	Cooling	kW	3.6	4.0	3.6	4.0
	Heating		4.0	4.5	4.0	4.5
Input power			25	36	25	36
Airflow rate	High	m³/h	690	800	690	800
	Med-H		610	740	610	740
	Med		560	680	560	680
	Med-L		530	610	530	610
	Low		470	550	470	550
	Quiet		330	330	330	330
Sound pressure level	High	dB(A)	40	44	40	44
	Med-H		37	42	37	42
	Med		35	40	35	40
	Med-L		33	37	33	37
	Low		30	34	30	34
	Quiet		24	24	24	24
Net Dimensions (H × W × D)			mm 268 x 840 x 203			mm 268 x 840 x 203
Weight			kg(lbs) 8.5 (19)			kg(lbs) 8.5 (19)
Connection pipe diameter	Liquid (Flare)	mm	6.35			6.35
	Gas (Flare)		12.70			12.70
Drain hose diameter (I.D./O.D.)			13.8/15.8 to16.7			13.8/15.8 to16.7
EV Kit (option)			-			UTR-EV14XB

Note : Specifications are based on the following conditions.

Cooling : Indoor temperature of 27°CDB / 19°CWB, and outdoor temperature of 35°CDB / 24°CWB.
 Heating : Indoor temperature of 20°CDB / (15°CWB), and outdoor temperature of 7°CDB / 6°CWB.
 Pipe length : 7.5 m; Height difference between outdoor unit and indoor unit : 0 m. Voltage : 230 [V].

Wall Mounted



Model name			ASYA18GBCH	ASYA24GBCH	ASYA030GTEH	ASYA034GTEH
Power source			Single-phase, ~230V, 50Hz			Single-phase, ~230V, 50Hz
Capacity	Cooling	kW	5.6	7.1	9.0	10.0
	Heating		6.3	8.0	10.0	11.2
Input power			32	60	74	103
Airflow rate	High	m³/h	840	1,100	1,440	1,620 / 1,520
	Med-H		-	-	1,200	1,300
	Med		770	910	1,050	1,120
	Med-L		-	-	940	980
	Low		690	730	890	890
	Quiet		-	-	700	700
Sound pressure level	High	dB(A)	41	48	53	55 / 54
	Med-H		-	-	49	51
	Med		39	43	45	47
	Med-L		-	-	42	43
	Low		35	35	39	39
	Quiet		-	-	33	33
Net Dimensions (H × W × D)			mm 320 x 998 x 238			mm 340 x 1,150 x 280
Weight			kg(lbs) 15 (33)			kg(lbs) 18 (40)
Connection pipe diameter	Liquid (Flare)	mm	6.35			9.52
	Gas (Flare)		12.70			15.88
Drain hose diameter (I.D./O.D.)			12/16			13.8/15.8 to16.7

Note : Specifications are based on the following conditions.

Cooling : Indoor temperature of 27°CDB / 19°CWB, and outdoor temperature of 35°CDB / 24°CWB.
 Heating : Indoor temperature of 20°CDB / (15°CWB), and outdoor temperature of 7°CDB / 6°CWB.
 Pipe length : 7.5 m; Height difference between outdoor unit and indoor unit : 0 m. Voltage : 230 [V].
 When ASYA18GBCH is connected to the outdoor unit other than J-III, pipe diameter should be Ø9.52/Ø15.88 (Liq/Gas).

Residential, Commercial & Light Commercial VENTILATION

- 214 VENTILATION Lineup
- 216 Energy Recovery Ventilator
- 218 DX-Kit for Air Handling Application
 - for VRF Outdoor Unit
- 220 **New** DX-Kit for Air Handling Application
 - for Single Split Outdoor Unit




Lineup

Airflow rate (m ³ /h)	250		350		500		800		1000	
Energy Recovery Ventilator										
	UTZ-BD025C		UTZ-BD035C		UTZ-BD050C		UTZ-BD080C		UTZ-BD100C	
Connectable capacity class (kW)	5.0	6.3	8.0	10.0	12.5	14.0	20.0	25.0	40.0	50.0
DX-Kit for Air Handling Applications for VRF Outdoor Unit										
	EEV unit UTP-VX30A Control unit UTY-VDGX		EEV unit UTP-VX60A Control unit UTY-VDGX		EEV unit UTP-VX90A Control unit UTY-VDGX		EEV unit UTP-VX90A×2 Control unit UTY-VDGX			
Connectable capacity class (kW)	3.5 - 22.0									
DX-Kit for Air Handling Applications for Single Split Outdoor Unit NEW										
	UTY-XDZX									

Effective heat exchange and simultaneous fresh air ventilation

High Efficiency and low noise levels are achieved by using a highly efficient heat exchange process. A comfortable air conditioned space is achieved by conveniently selecting whether to use heat exchange or normal ventilation setting, according to the requirements of the conditioned space.



Energy Recovery Ventilator



Energy recovery ventilator unit offers maximum comfort and greater energy savings.

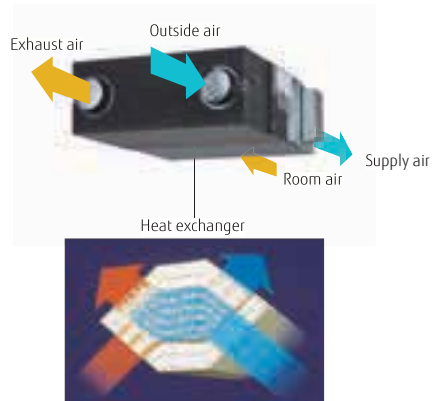
Heat exchange ventilation and normal ventilation

Heat exchange ventilation

When a room is cooled or heated, the exhausted cooling / heating energy is recovered by heat-exchange ventilation.

Normal ventilation

The operation is used during periods when the room space requires no cooling or heating effect, i.e. when there is minimal temperature difference between the indoor and outdoor environments.



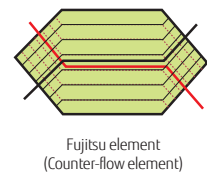
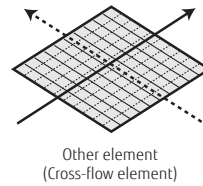
Adopts a highly efficient counter-flow heat exchange element

Energy efficiency and ecology

Energy consumption is dramatically reduced by using a counter-flow heat-exchange element. Air conditioning load is reduced by approximately 20%, resulting in significant energy savings. Recovers up to 77% of the heat in the outgoing air.

Features of heat exchange element

With the cross-flow element, air moves in a straight line across the element. With the counter-flow element, air flows through the element for a longer time (longer distance), so the heat-exchange effect improved.



Quiet operation

Significantly reducing low pressure loss and noise allows low-noise operation.

25.5dB
(UTZ-BD035C)

Extended range of an external static pressure

An external static pressure is improved by adopting a powerful fan motor. This allows for application in a wide variety building.

Slim shape and easier installation

Counter-flow heat exchange element used for reduced noise and slimmer, more compact body shape.

Height **270 mm**
UTZ-BD025C



Height **388 mm**
UTZ-BD080C/BD100C



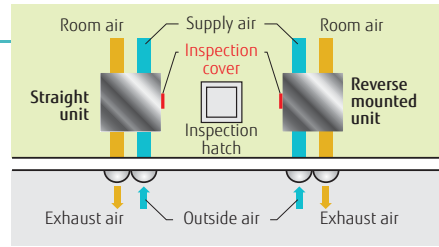
Height **317 mm**
UTZ-BD035C/BD050C



Reverse mountable direct air supply / exhaust system

Adoption of straight air supply / exhaust system: Duct design is simplified because the air supply / exhaust ducts are straight.

Since each unit can be mounted in reverse position, only one inspection hole is needed for two units: Two units can share one inspection hole so duct work is easier and more flexible.



Simple remote operation

Easy operation by connecting a liquid crystal switch

- POWER ON/OFF
- Air volume High/Low
- Heat exchange/Normal Ventilation
- ON/OFF Timer
- Clean filter display



Model : UTZ-BD025C / UTZ-BD035C / UTZ-BD050C / UTZ-BD080C / UTZ-BD100C



UTZ-BD025C



UTZ-BD035C



UTZ-BD050C



UTZ-BD080C



UTZ-BD100C

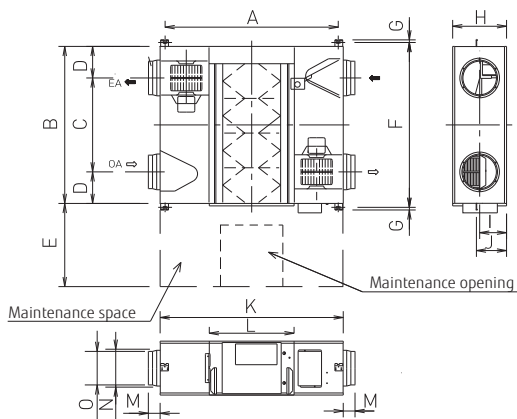
Specifications

Rated flow rate			250 m ³ /h	350 m ³ /h	500 m ³ /h	800 m ³ /h	1000 m ³ /h	
Model No.			UTZ-BD025C	UTZ-BD035C	UTZ-BD050C	UTZ-BD080C	UTZ-BD100C	
Power source			220 - 240 V, 50Hz					
Heat Exchange Ventilation	Input power	(Extra high)/High/Low	W	128 / 123 / 96	190 / 185 / 168	289 / 225 / 185	418 / 378 / 295	464 / 432 / 311
	Air flow rate	(Extra high)/High/Low	m ³ /h	250 / 250 / 190	350 / 350 / 240	500 / 500 / 440	800 / 800 / 630	1,000 / 1,000 / 700
	External static pressure	(Extra high)/High/Low	Pa	105 / 95 / 45	140 / 60 / 45	120 / 60 / 35	140 / 110 / 55	105 / 80 / 75
	Temperature Exchange Efficiency	(Extra high)/High/Low	%	75 / 75 / 77	75 / 75 / 78	75 / 75 / 76	75 / 75 / 76	75 / 75 / 79
	Energy Exchange Efficiency Cooling	(Extra high)/High/Low	%	63 / 63 / 65	66 / 66 / 71	62 / 62 / 64	65 / 65 / 68	65 / 65 / 70
	Energy Exchange Efficiency Heat pump	(Extra high)/High/Low	%	70 / 70 / 72	69 / 69 / 73	67 / 67 / 69	71 / 71 / 74	71 / 71 / 76
Normal Ventilation	Sound pressure level	(Extra high)/High/Low	dB*	31.5 / 30.5 / 26.5	33.0/31.0 / 25.5	37.5 / 35.5 / 32.5	37.5 / 37.0 / 34.5	38.5 / 37.5 / 34.5
	Input power	(Extra high)/High/Low	W	128 / 123 / 96	190 / 185 / 168	289 / 225 / 185	418 / 378 / 295	464 / 432 / 311
	Air flow rate	(Extra high)/High/Low	m ³ /h	250 / 250 / 190	350 / 350 / 240	500 / 500 / 440	800 / 800 / 630	1,000 / 1,000 / 700
	External static pressure	(Extra high)/High/Low	Pa	105 / 95 / 45	140 / 60 / 45	120 / 60 / 35	140 / 110 / 55	105 / 80 / 75
	Energy Exchange Efficiency	(Extra high)/High/Low	dB*	31.5 / 30.5 / 26.5	33.0 / 31.0 / 25.5	38.5 / 38.0 / 32.5	37.5 / 37.0 / 34.5	40.5 / 39.5 / 36.5
	Sound pressure level	(Extra high)/High/Low	dB*	31.5 / 30.5 / 26.5	33.0 / 31.0 / 25.5	38.5 / 38.0 / 32.5	37.5 / 37.0 / 34.5	40.5 / 39.5 / 36.5
Dimensions	W×D×H	mm	882 × 599 × 270	1,050 × 804 × 317	1,090 × 904 × 317	1,322 × 884 × 388	1,322 × 1,134 × 388	
Weight		kg	29	49	57	71	83	
Outlet duct diameter		mm	150	150	200	250	250	
Operation range		°C	-10 to 40	-10 to 40	-10 to 40	-10 to 40	-10 to 40	
Maximum humidity		%	85	85	85	85	85	

* The noise level must be measured 1.5 m below the center of the unit.

Dimensions

(Unit : mm)



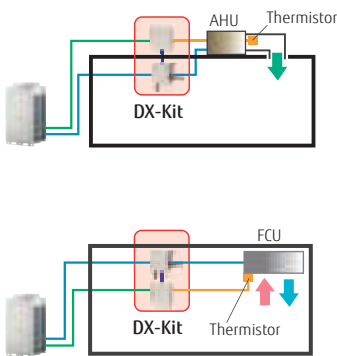
	UTZ-BD025C	UTZ-BD035C	UTZ-BD050C	UTZ-BD080C	UTZ-BD100B
A	810	978	1,018	1,250	1,250
B	599	804	904	884	1,134
C	315	580	640	428	678
D	142	112	132	228	228
E	600	600	600	600	600
F	655	860	960	940	1,190
G	19	19	19	19	19
H	270	317	317	388	388
I	135	159	159	194	194
J	159	182	182	218	218
K	882	1,050	1,090	1,322	1,322
L	414	470	470	612	612
M	95	70	70	85	85
N	Ø164	Ø164	Ø210	Ø258	Ø258
O	Ø144	Ø144	Ø194	Ø242	Ø242

DX-Kit for Air Handling Application for VRF Outdoor Unit



These kits enable other manufacturers air handling units (AHU) and fan coil units (FCU) to be incorporated into a Fujitsu VRF system or, be connected to a dedicated Fujitsu VRF outdoor unit as a 1:1 system to control outside air ventilation (AHU) or room temperature (FCU).

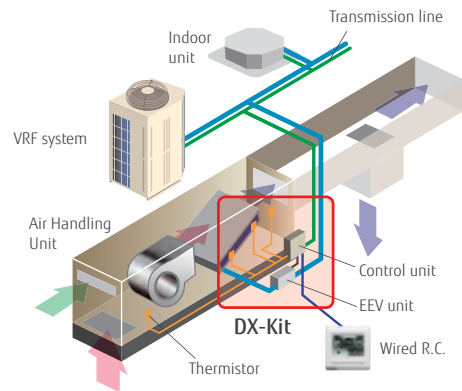
Multiple temperature sensors optimally control the air handling unit and fan coil unit.



When connecting to an air handling unit, the supply air temperature is controlled by the discharge sensor.

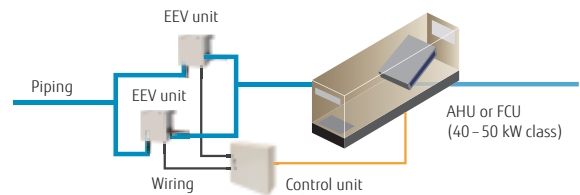
When connecting to a fan coil unit, the room temperature is controlled by the return air temperature sensor.

Arrangement as part of a VRF system



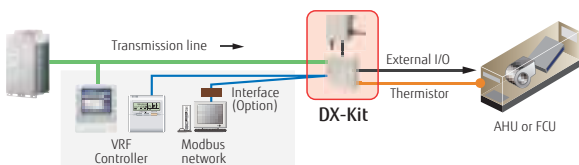
Supports a wide range of capacity classes

- 2 EEV units can be connected in parallel and up to 20 HP (50 kW) large capacity units. (Separation Tube of UTP-LX180A is required.)
- Connectable capacity range: 5 kW to 50 kW

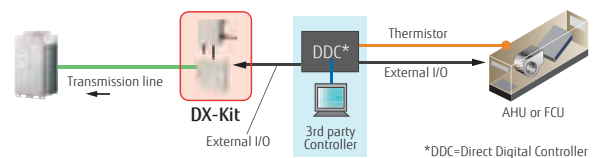


A variety of controls to match the application

Central control using our VRF controllers or central management controllers



Central control from external controllers



*DDC=Direct Digital Controller

Functions Summary

Inputs

- ON/OFF
- Setting temperature
- Capacity demand
- Heating / Cooling operation mode
- Fault information

Outputs

- ON/OFF indication
- Fan ON/OFF indication
- Thermo ON/OFF indication
- Defrost indication
- Fault indication

MODBUS® Control

Possible to control via a MODBUS enabled BMS by using optional interface.

Installation Limitation

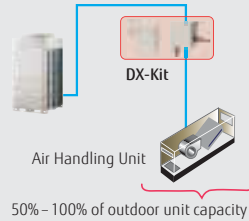
- Connectable VRF series: All VRF series
- Connectable DX-Kit system capacity range: 50 to 100% of the outdoor unit capacity
- Connectable DX-Kit system capacity range with indoor units: 30% or less of the outdoor unit capacity
- Max. wiring length from control unit: 10 m
- Max. piping length between EEV unit and indoor unit: 5 m
- Outdoor installation: Control unit (IP54 class) and EEV unit can be installed at an outdoor space.

For 2 EEV units connection (option) Separation Tube: UTP-LX180A

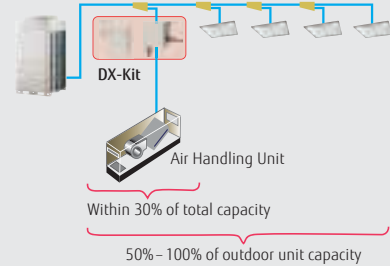


Connectable capacity

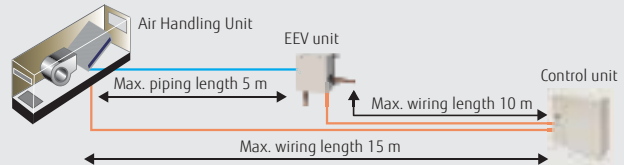
• Single connection



• Mixed connection




Piping and wiring length



Control unit: UTY-VDGX

EEV unit: UTP-VX30A / UTP-VX60A / UTP-VX90A



Specifications

Connectable Capacity class		5.0 kW	6.3 kW	8.0 kW	10.0 kW	12.5 kW	14.0 kW	20.0 kW	25.0 kW	40.0 kW	50.0 kW
Capacity	Cooling	5.6	6.3	8.0	10.0	12.5	14.0	22.4	25.0	40.0	50.4
	Heating	6.3	7.1	9.0	11.2	14.0	16.0	25.0	28.0	45.0	56.5

Control unit		UTY-VDGX	
Power source	V/Ø/Hz	230/1/50	
Dimensions (H × W × D)	mm	400 × 400 × 120	

EEV unit		UTP-VX30A	UTP-VX60A	UTP-VX90A	UTP-VX90A×2
Connection pipe diameter (Liquid)	mm	Ø9.53	Ø12.70	Ø12.70	Ø12.70
Dimensions (H × W × D)	mm	160 × 220 × 90			

Note: Specifications are based on the following conditions.

Cooling: Indoor temperature of 27°CDB / 19°CWB, and outdoor temperature of 35°CDB / 24°CWB.

Heating: Indoor temperature of 20°CDB / (15°CWB), and outdoor temperature of 7°CDB / 6°CWB.

Pipe length: 7.5 m Voltage: 230 [V].

NEW

DX-Kit

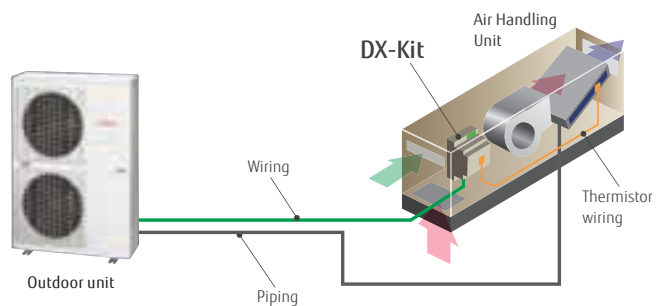
for Air Handling Application
for Single Split Outdoor Unit



This kit enables other manufacturers air handling units (AHU) and fan coil units (FCU) to be incorporated into a Fujitsu General Split outdoor unit.

Flexible connectivity

This kit is a control unit to allow connection to third party manufacturer equipment. Fujitsu General single split outdoor units can be used with this control unit, creating an ideal solution when a unique air handling unit is required.



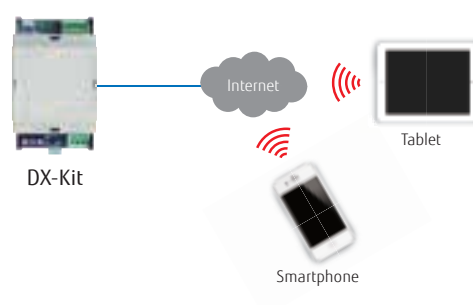
Supports a wide range of capacity class

Connectable large capacity range: 3.5 kW ~ 22.0 kW (Nominal)



Operation from anywhere on your mobile device

Available to use operation and management from remote control such as Smartphones and Tablets



Functions Summary

Inputs

- ON/OFF
- Heating/Cooling operation mode
- Capacity demand (analogue 0-10 V)
- Heat exchanger temperature

Outputs


- Status of Compressor, Defrost, Error (Potential free relays)
- LED status indication

Wireless LAN Control

Wireless LAN control with cloud connectivity enables safe remote monitoring and control from anywhere.

Easy installation

- Simple installation through compact DIN rail mountable enclosure
- No need for expansion devise
- No separate external power required



model: UTY-XDZX



Specifications

BTU			12	14	18	24	30	36	45	54	60	72	90
Capacity (Nominal)	Cooling	kW	3.5	4.3	5.2	6.8	8.5	9.4	12.1	13.3	15.0	19.0	22.0
	Heating		4.1	5.0	6.0	7.8	10.0	10.8	13.3	15.8	18.0	22.4	27.0
Model No.		UTY-XDZX											
Power source	V/Ø/Hz	230/1/50											
Dimensions (H × W × D)	mm	90.2 × 53.3 × 57.5											
Weight	g	110											

Note: Specifications are based on the following conditions.

Cooling: Indoor temperature of 27°CDB / 19°CWB, and outdoor temperature of 35°CDB / 24°CWB.

Heating: Indoor temperature of 20°CDB / (15°CWB), and outdoor temperature of 7°CDB / 6°CWB.

Pipe length: 5.0 m Voltage: 230 [V].

Light Commercial & Commercial, Residential

CONTROL SYSTEM & OPTIONAL PARTS



- 224 Control System Overview
- 228 Best Control Solution for Each Property
- 230 Comparison Table of Controllers
- 264 Optional Parts Overview

CONTROL SYSTEM



INDIVIDUAL CONTROL

- 232 Wired Remote Controller (Touch Panel)
- 233 Wired Remote Controller
- 234 Simple Remote Controller

CONVERTOR/ADAPTOR

- 235 MODBUS® Convertor
KNX® Convertor
- 236 **New** Wireless LAN Interface
- 237 External Switch Controller
- 238 Network Convertor for Single Split



INDIVIDUAL CONTROL

- 239 Wired Remote Controller
- 240 Wireless Remote Controller
- 241 IR Receiver Unit

CENTRALIZED CONTROL

- 242 Central Remote Controller

CONVERTOR/ADAPTOR

- 243 MODBUS® Interface
KNX® Interface
- 244 Wireless LAN Interface



INDIVIDUAL CONTROL

- 245 Wireless Remote Controller
IR Receiver Unit
* For 3D Flow Cassette **New**

CENTRALIZED CONTROL

- 246 Group Remote Controller/
Network Convertor
- 247 **New** Central Remote Controller
- 248 Touch Panel Controller
- 252 System Controller **Software**
- System Controller Lite **Software**

CONVERTOR/ADAPTOR

- 256 BACnet® Gateway **Software**
- 257 BACnet® Gateway **Hardware**
Network Convertor for LONWORKS®
- 258 MODBUS® Convertor
KNX® Convertor
- 259 Signal Amplifier

-
- 260 Control System List

OPTIONAL PARTS



- 266 Auto Louver Grille Kit
- 267 **New** External Power Supply Unit

- 268 Optional Parts List
- 272 Function List
- 276 Separation Tube etc.



SPLIT



MULTI SPLIT



VRF J-Series



VRF V-Series

Wide product lineup to meet a variety of needs

We can flexibly meet customer needs through a variety of offerings including wired and wireless individual remote controllers, central remote controllers that simultaneously control multiple indoor units, and a variety of convertors that link with other systems.



Control System Overview

For Split & Multi Split

All indoor units are provided with wireless or wired remote controllers as standard equipment. Other options, such as individual and central remote controllers, are also available. The easy-to-operate central remote controller makes it simple to control the operation mode, temperature, airflow volume, timer, and other functions of each indoor unit from a single location.

Air Conditioning Individual Control



Wired Remote Controller
The room temperature can be controlled by detecting the temperature accurately from the built-in sensor

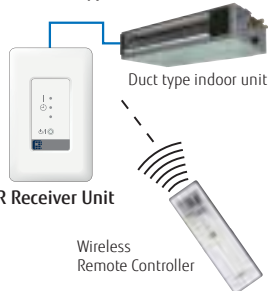


Wireless Remote Controller
Simple and sophisticated operations with a choice of 4 daily timers



Simple Remote Controller
Compact remote controller provides access to basic functions

For Duct type



IR Receiver Unit

Wireless Remote Controller

For Cassette type



IR Receiver Unit

Necessary to control for all duct type by Wireless Remote Controller



Air Conditioning Centralized Control



Central Remote Controller For 5-6 & 8 Rooms Multi

Central Remote Controller allows individual and central control



Convertor/Adaptor

For external control via BMS/Home Automation Systems

MODBUS® Convertor
For indoor unit
UTY-VMSX



MODBUS® Interface
For indoor unit
FJ-RC-MBS-1



KNX® Convertor
For indoor unit
UTY-VKSX



KNX® Interface
For indoor unit
FJ-RC-KNX-1i



Wireless LAN Interface
FJ-RC-WIFI-1




Network Convertor

(DC power supply)
UTY-VTGX



(AC power supply)
UTY-VTGXV



Online Control (Wireless Control via Smart Phone/Tablet)

By using our Wireless LAN Interface and FGLair app, you can control your home's cooling and heating anytime and anywhere.

Wireless LAN Interface

The exclusive Wireless LAN adaptor enables to operate the air conditioner by smartphone or tablet PC from outside.

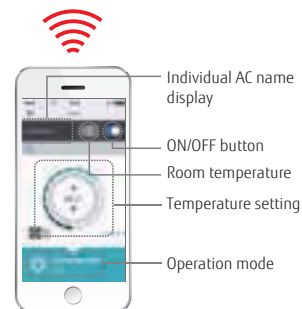


Wireless LAN Interface (USB)



User friendly app

User friendly screen display facilitates easy operation.




Control System Overview


For VRF

User's needs are supported by offering a variety of controls, such as individual control, central control and building management control options.


Air Conditioning Individual Control




Wired Remote Controller (Touch panel)
UTY-RNRYZ3




Wired Remote Controller
UTY-RLRY



Simple Remote Controller
UTY-RSRY
UTY-RHRY
Without operation mode




Wireless Remote Controller
UTY-LNHY



For Duct

IR Receiver Unit
UTB-YWC For Duct


New



For 3D Flow Cassette/Duct


NEW

UTY-TRHX
For 3D Flow Cassette/Duct



For Cassette


UTY-LRHYB1 For Cassette



For Circular Flow Cassette

UTY-LBHXD
For Circular Flow Cassette

Air Conditioning Centralized Control



System Controller Software
UTY-APGXZ1/UTY-ALGXZ1 (Lite edition)


USB Adaptor*1
(Locally purchased)

Internet or Public Telephone Line

Remote/Monitoring side

Max. Controllable 1600^{*2} indoor units

*1: USB Adaptor: Echelon® U10 USB Network Interface
*2: Lite edition is max. controllable 400 indoor units




Touch Panel Controller
UTY-DTGYZ1

Internet or Public Telephone Line

Remote/Monitoring side

Max. Controllable 400 indoor units




NEW

Central Remote Controller
UTY-DCGYZ1

Internet or Public Telephone Line

Remote/Monitoring side

Max. Controllable 100 indoor units



Group Remote Controller
UTY-CGGY

Internet or Public Telephone Line

Remote/Monitoring side

Max. Controllable 8 Remote Controller Groups

Network Converter (For Group Remote Controller) UTY-VGGXZ1



Convertor/Adaptor

For external control via BMS/Home Automation Systems

BACnet® Gateway

UTY-ABGXZ1 **Software**



BACnet® Gateway

UTY-VBGX **Hardware**



Network Converter (For LONWORKS®)

UTY-VLGX




MODBUS® Converter For indoor unit

UTY-VMSX



MODBUS® Converter

UTY-VMGX




KNX® Converter For indoor unit

UTY-VK SX



KNX® Converter For VRF

UTY-VK GX



Wireless LAN Interface

UTY-TFSXZ1



External Switch Controller

UTY-TERX




Card-key
(Locally purchased)



Internet device



BMS/BAS**3



BMS, Home automation system



*3: BMS/BAS: Building Management System/Building Automation System

Convertor/Adaptor

For system expansion

Network Converter (DC power supply)

UTY-VTGX



Single split

Network Converter (AC power supply)

UTY-VTGXV



Single split

Signal Amplifier

UTY-VSGXZ1











CONTROL SYSTEM













Best Control Solution for Each Property

Fujitsu General provides the best control solutions suitable for the various properties.












SHOP

Type	Individual Control	Centralized Control				Integrating Control (Interface)		
								
	Wired Remote Controller	Group Remote Controller	Central Remote Controller	Touch Panel Controller	System Controller	Network Converter for LONWORKS®	MODBUS® Converter	KNX® Converter
	UTY-RNRYZ3, UTY-RLRY, UTY-RVNYM	UTY-CGGY	UTY-DCGYZ1	UTY-DTGYZ1	UTY-APGXZ1, UTY-ALGXZ1	UTY-VLGX	UTY-VMGX	UTY-VKGX
Automatic control of A/C (Schedule timer, Weekly timer etc.)	•	•	•	•	•			
Limited control for staff (RC Prohibition, Room temp set point limitation etc.)			•	•	•	•	•	•
Group Control		•	•	•	•			
Advanced Energy Saving (Peak cut, Indoor unit rotation operation etc.)					•			
Remote Management			•	•	•			
Manage multiple sites			•	•	•			
Monitor energy consumption					•			
Control third party products					•			
Integrate FGL A/C into BMS						•	•	•



HOTEL









Type	Individual Control			Centralized Control				Integrating Control (Interface)				
												
	Wired Remote Controller	Simple Remote Controller	Wireless Remote Controller	Group Remote Controller	Central Remote Controller	Touch Panel Controller	System Controller	BACnet® Gateway	Network Converter for LONWORKS®	MODBUS® Converter	KNX® Converter	External Switch Controller
	UTY-RNRYZ3, UTY-RLRY, UTY-RVNYM	UTY-RSRY, UTY-RHRY, UTY-RSNYM	UTY-LNHY, UTY-LNTY, UTY-LNTX	UTY-CGGY	UTY-DCGYZ1	UTY-DTGYZ1	UTY-APGXZ1, UTY-ALGXZ1	UTY-ABGXZ1, UTY-VBGX	UTY-VLGX	UTY-VMGX	UTY-VKGX	UTY-TERX
Local control for hotel guest	•	•	•									
Centralized A/C control for common space				•	•	•	•	•	•	•	•	
Limited control for hotel guests					•	•	•	•	•	•	•	
Remote Management					•	•	•					
Advanced Energy Saving (Peak cut, Indoor unit rotation operation etc.)							•	•				
Monitor energy consumption							•					
Control third party products							•					
Integrate FGL A/C into BMS								•	•	•	•	
Interlock with window contact												•
Interlock with key-card												•

OFFICE

Type	Individual Control			Centralized Control				Integrating Control (Interface)				
												
	Wired Remote Controller	Simple Remote Controller	Wireless Remote Controller	Group Remote Controller	Central Remote Controller	Touch Panel Controller	System Controller	BACnet® Gateway	Network Converter for LonWorks®	MODBUS® Converter	KNX® Converter	External Switch Controller
UTY-RNRYZ3, UTY-RLRY	UTY-RSRY, UTY-RHRY, UTY-RSNYM	UTY-LNHY, UTY-LNTY, UTY-LNTX	UTY-CGGY	UTY-DCGYZ1	UTY-DTGYZ1	UTY-APGXZ1, UTY-ALGXZ1	UTY-ABGXZ1, UTY-VBGX	UTY-VLGX	UTY-VMGX	UTY-VKGX	UTY-TERX	
Local control for office staff	•	•	•	•	•							
Automatic control of A/C (Schedule timer, Weekly timer etc.)	•		•	•	•	•	•	•				
Centralized A/C control for management					•	•	•	•	•	•	•	
Limited control for office staff (RC Prohibition, Room temp set point limitation etc.)					•	•	•	•	•	•	•	
Advanced Energy Saving (Peak cut, Indoor unit rotation operation etc.)							•	•				
Remote Management					•	•	•					
Energy Charge Apportionment						•	•	•				
Monitor energy consumption							•					
Control third party products							•					
Integrate FGL A/C into BMS								•	•	•	•	
Interlock with door contact												•
Interlock with human sensor for meeting room												•

Comparison Table of Controllers


Item						
	Wired Remote Controller (Touch panel)	Wired Remote Controller	Wired Remote Controller	Simple Remote Controller	Simple Remote Controller	Simple Remote Controller*
Model name	UTY-RNRYZ3	UTY-RLRY	UTY-RVNYM	UTY-RSNYM	UTY-RSRY	UTY-RHRY
Max. controllable remote controller groups	1	1	1	1	1	1
Max. controllable indoor units	16	16	16	16	16	16
Max. controllable groups	-	-	-	-	-	-
Air conditioning control function	On / Off	●	●	●	●	●
	Operation mode setting	●	●	●	●	●
	Fan speed setting	●	●	●	●	●
	Room temp. setting	●	●	●	●	●
	Room temp. set point limitation	●	●	●	-	●
	Test operation	●	●	●	●	●
	Up/down air direction flap setting	●	●	●	-	●
	Right/left air direction flap setting	●	●	●	-	-
	Individual louver control	●	-	-	-	-
	Group setting	-	-	-	-	-
	RC prohibition	-	-	-	-	-
	Anti freeze setting	●	-	-	-	-
	Set temp. auto return	●	●	●	-	-
	Economy mode setting	●	●	●	-	-
	Human sensor control	●	-	-	-	-
Display	Error	●	●	●	●	●
	Defrosting	●	●	●	●	●
	Current time	●	●	●	-	-
	Day of week	●	●	●	-	-
	R.C. prohibition	●	●	●	●	●
	Cooling/heating priority	●	●	-	●	●
	Address display	●	●	●	●	●
	Room temp	●	-	●	-	●
	Multi language	●	-	●	-	-
	Summer time	●	-	●	-	-
	Name registration	●	-	-	-	-
	Backlight	●	-	●	●	●
	2D floor layout / 3D building display	-	-	-	-	-
	Refrigerant leakage detection function	-	-	-	-	-
	Timer	Schedule timer	Period	Week	Week	Week
On/off, Temp, Mode, Times per day			8	4	8	-
On/off timer		●	●	●	-	-
Sleep timer		-	-	-	-	-
Program timer		-	-	-	-	-
Auto off timer		●	●	●	-	-
Day off		●	●	●	-	-
Min. unit of timer setting (Minutes)	10 • 30	30	30	-	-	
Control	Status monitoring system	-	-	-	-	-
	Electricity charge apportionment	-	-	-	-	-
	Error history	●	●	●	-	-
	Emergency stop	-	-	-	-	-
	Remote management	-	-	-	-	-
	Energy saving management	-	-	-	-	-
	E-mail notification for malfunction	-	-	-	-	-
	Key lock	● Child lock	● Child lock	● Child lock	-	-
	Low noise mode	-	-	-	-	-

							
Wireless Remote Controller	Wireless Remote Controller	Central Remote Controller (For 8 rooms Multi)	Group Remote Controller	Central Remote Controller	Touch Panel Controller	System Controller Lite Software	System Controller Software
UTY-LNHY	UTY-LNTY, UTY-LNTX	UTY-DMMYM	UTY-CGGY	UTY-DCGYZ1	UTY-DTGYZ1	UTY-ALGXZ1	UTY-APGXZ1
1	1	1	8	100	400	400	1600
16	16	8	128	100	400	400	1600
-	-	-	-	50	400	400	1600
●	●	●	●	●	●	●	●
●	●	●	●	●	●	●	●
●	●	●	●	●	●	●	●
●	●	●	●	●	●	●	●
-	-	-	-	●	●	●	●
●	●	-	-	●	●	-	-
●	●	-	-	●	●	●	●
●	-	-	-	●	●	●	●
-	-	-	-	●*3	●	-	-
-	-	-	-	●	●	●	●
-	-	●	-	●	●	●	●
-	-	-	-	●	●	●	●
-	-	-	-	-	●	-	-
●	●	●	-	●	●	●	●
-	-	●	-	-	●	●	●
-	-	●	●	●	●	●	●
-	-	-	-	●	●	●	●
●	●	●	●	●	●	●	●
-	-	-	●	●	●	●	●
-	-	●	●	●	●	●	●
-	-	-	●	●	●	●	●
-	-	-	-	-	●	-	-
-	-	●	-	●	●	●	●
-	-	●	-	●	●	●	●
-	-	-	-	●	●	●	●
-	-	●	-	●	●	-	-
-	-	-	-	-	-	-	●
-	-	-	-	●	●	●	●
-	-	Week	Week	Week	Year	Year	Year
-	-	4	4	20	20	144	144
●	●	-	-	-	-	-	-
●	●	-	-	-	-	-	-
●	●	-	-	-	-	-	-
-	-	-	-	●	●	-	-
-	-	●	-	●	●	●	●
5	5	5	10	10	10	10	10
-	-	-	-	●	●	●	●
-	-	-	●	●	●	●	●
-	-	-	-	●*2	●*2	-	-
-	-	-	-	●	●	○	●
-	-	-	-	-	-	○	○
-	-	-	-	●	●	●	●
-	-	● Child lock	● Child lock	● Password setting	● Password setting	● Password setting	● Password setting
-	-	●	-	-	●	-	-

*1 "Operation mode" setting is not available for this model. *2 This function is available only through external input control. *3 Only individual airflow batch reset is mounted.
●: Supported ○: Optional function - : Not supported yet

Wired Remote Controller (Touch Panel)

UTY-RNRYZ3



Easy operation by high-definition large STN-LCD touch panel screen

- Easy finger touch operation with LCD panel
- Built-in weekly/Daily timer (ON/OFF, Temp., Mode)
- Backlight enables easy operation in a darkened room
- Room temperature display
- Control up to 16 indoor units
- Corresponds to 12 different languages (English, Chinese, French, German, Spanish, Russian, Polish, Italian, Greek, Portuguese, Turkish and Dutch)
- 2-wire type

Max. Controllable
16 indoor units

Max. Controllable
1 Group


High performance and compact size

In addition to the individual control, weekly timer, and various energy saving controls can be realized using one remote controller only.



Accurate and comfortable control

Indoor temperature can be detected accurately by the inclusion of a thermo sensor in the body of the wired controller.



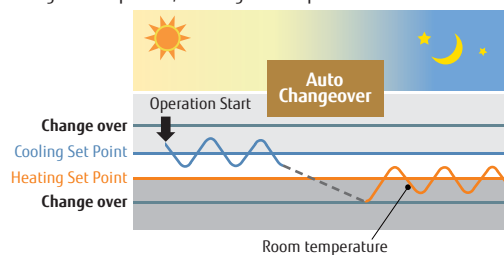
Various energy saving control

Custom Auto

- Maintains 2 separate set points for heating and cooling.
- Automatically changes mode between heating and cooling.

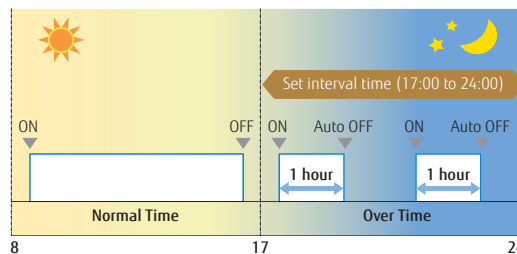
* This function is not available for some models.

Cooling set temp. 27°C, Heating set temp. 26°C



Auto OFF timer

- The indoor unit automatically is turned off when it reaches to the preset operating time frame.
- The time frame of the "Auto off timer" can be flexibly scheduled.
- Can be set off time 30 to 240 minutes



2 schedules Weekly Timer

Set Temperature Auto Return

Set Temperature Upper and Lower Limit Setting

Ex.) At interval time hour (17:00 to 24:00) to prevent forgetting to turn off
Set off time : 1 hour

Specifications

Model name	UTY-RNRYZ3
Power Source	DC 12 V
Dimensions (H × W × D) (mm)	120 × 120 × 20.4
Weight (g)	220

DC 12 V is supplied by the indoor unit.

Wired Remote Controller

UTY-RLRY



- Various timer setup (ON / OFF / WEEKLY) are possible.
- The room temperature can be controlled by detecting the temperature accurately with Built-in thermo sensor.
- When a failure occurs, the error code is displayed.
- Error history. (Last 16 error codes can be accessed.)
- 2-wire type

High performance and compact size

In addition to the individual control, weekly timer, and various energy saving controls can be realized using only one remote controller.



Max. Controllable
16 indoor units

Max. Controllable
1 Group

High visibility and easy operation

- "Mode", "Set Temp", and "Fan" are displayed at large size on the top screen.
- Each function to be set is indicated by an icon.
- Control guide is displayed and operation is simple and straightforward.



Set contents can be displayed clearer with large LCD.

Sophisticated control buttons
Simple operation with easy 4-way navigation pad

Specifications

Model name	UTY-RLRY
Power Source	DC 12 V
Dimensions (H × W × D) (mm)	120 × 120 × 17
Weight (g)	170

DC 12 V is supplied by the indoor unit.



Simple Remote Controller

UTY-RSRY / UTY-RHRY (Without operation mode)



Without operation mode

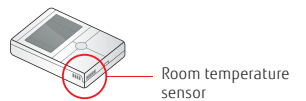
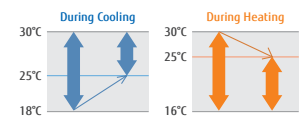
Compact remote controller provides access to basic functions

- Up to 16 indoor units can be controlled with one remote controller.
- Suitable for hotels or offices as it is easily operated with no complex functions.
- Stylish design: Simple design to match the stylish interior.
- Large LCD screen & simple operation buttons
- Backlight: White colored backlight on monitor enable easy operation in dark.
- 2-wire type

Max. Controllable
16 indoor units
Max. Controllable
1 Group

Corresponding to various applications

- **Vertical louver control:** Vertical air flow direction can be adjusted for Duct types with auto louver and Cassette types, which are installed in hotels and conference rooms, can be adjusted.
- **Room temperature set point limitation:** The Simple Remote Controller can manage to energy saving operation in small buildings without the central control unit.
- **Built in room temperature sensor:** The Simple Remote Controller detects actual room temperature and controls room climate accuracy.



Room temperature sensor

Simple Remote Controller

UTY-RSNYM, UTY-RSKY/UTY-RHKY (Without operation mode)



Without operation mode

Compact remote controller provides access to basic functions

- Up to 16 indoor units can be controlled with one remote controller.
- Suitable for hotels or offices as it is easily operated with no complex functions.
- Backlight enables easy operation in a darkened room.
- 3-wire type

Max. Controllable
16 indoor units
Max. Controllable
1 Group

Easy-to-use operation

- Provides access to basic operations, such as Start / Stop, Fan control, Operation mode switching, and Room temperature setting.
- A large On / Off button is provided in the centre of the remote controller for easy operation.
- Can be used jointly with other individual control unit.
- Following an error display, diagnostics can be carried out on the controller.

Specifications

Model name	UTY-RSRY	UTY-RHRY	UTY-RSNYM, UTY-RSKY	UTY-RHKY
Power Source	DC 12 V	DC 12 V	DC 12 V	DC 12 V
Dimensions (H × W × D) (mm)	120 × 75 × 19.4	120 × 75 × 19.4	120 × 75 × 19.4	120 × 75 × 14
Weight (g)	120	120	120	90

DC 12 V is supplied by the indoor unit.

MODBUS® Convertor for Indoor Unit

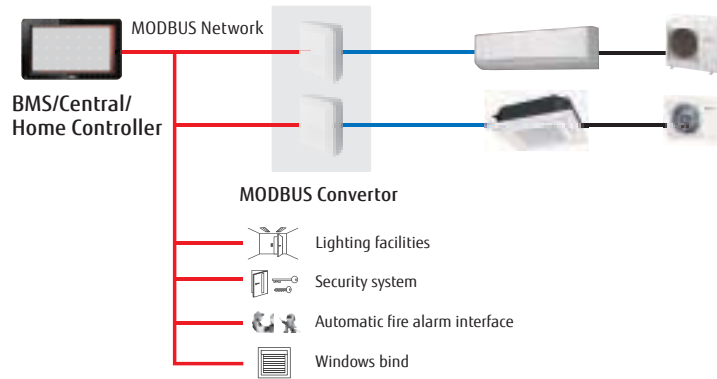
UTY-VMSX



The MODBUS Convertor allows a complete integration of air conditioners into MODBUS Networks.

- Simple installation due to small and compact size.
- No separate external power supply required.
- The MODBUS Convertor must be connected one by one in the indoor unit.
- The MODBUS Controller permits central monitoring and control of air conditioners from BMS/Central/Home Controller.

Max. Connectable
1 Single indoor unit

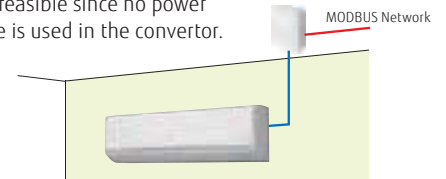


Basic control

- Turning the units on and off
- Mode control (Heat, Cool, Dry, Auto, Fan)
- Fan speed setting
- Louver position (Airflow direction setting)
- Room temperature setting and display
- Economy mode setting
- Error status

Easy Installation

Flexible installation locations with neat wirings are feasible since no power supply cable is used in the convertor.



KNX® Convertor for Indoor Unit

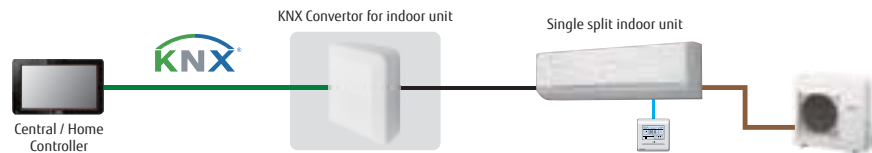
UTY-VKSX



KNX Convertor is useful for individual control of indoor.

- New KNX Convertor enables to connect central/home controller and Fujitsu General indoor unit.
- Compact and light weight design

Max. Connectable
1 Single indoor unit



Specifications

Model name	UTY-VMSX
Power supply	DC 12 V
Input Power (W)	Max. 1.2
Dimensions (H×W×D)(mm)	140 × 117 × 43
Weight (g)	200
Maximum Connectable indoor unit number per 1 MODBUS Convertor	1

Modbus communication specifications

Transfer mode	RTU mode
Communication speed	9600/19200bps
Data bit	8
Parity	even/odd/none
Stop bit	1/2 (no parity)
Network	RS485
Maximum cable length	1000m (3280 ft)

Model name	UTY-VKSX
Power supply	DC 12 V
Power consumption (W)	0.6
Dimensions (H×W×D)(mm)	140 × 117 × 43
Weight (g)	215

Wireless LAN Interface

UTY-TFNXZ1 / UTY-TFSXZ1, UTY-TFSXW1, UTY-TFSXF2



NEW

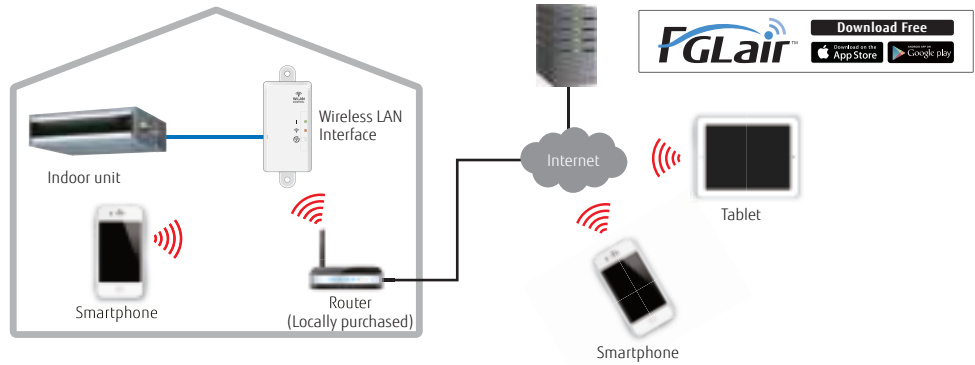


USB type for single split models
UTY-TFSXF2



UTY-TFNXZ1 / UTY-TFSXZ1,
UTY-TFSXW1

- It is the most advanced solution to remotely manage an Air Conditioning system using all sort of mobile devices such as Smartphones, and tablets.
- No separate external power supply required
- Can be used for single indoor units and multi system indoor units

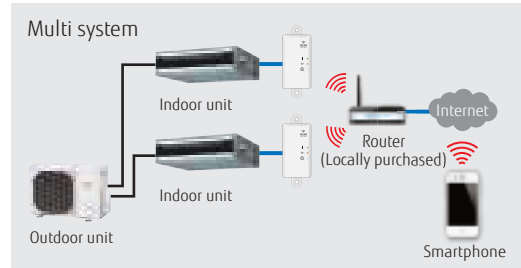


Max. Connectable

1 Single indoor unit

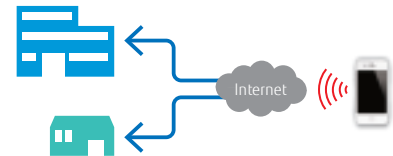
Basic control

- Turning the units on and off
- Mode control (Heat, Cool, Dry, Auto, Fan)
- Fan speed setting
- Louver position (Airflow direction setting)
- Timer operation setting (Weekly timer)
- Economy mode setting



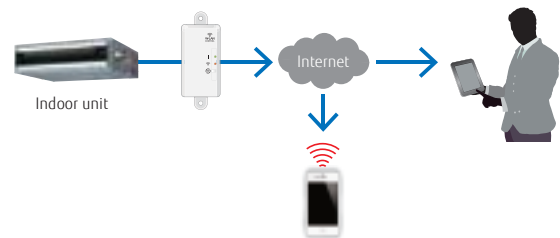
Multiple air conditioning management

- Multiple air conditioning management at difference locations.



Error display & E-mail notification

- Alerts e-mail notification
- Air conditioning malfunction display
- It enables rapid service response when error occurs.



NEW

Wireless LAN Interface (USB type) UTY-TFSXF2

New compact USB type is available. Specialized installation work is not required and it can be installed to indoor unit easily.



Specifications

Model name	UTY-TFNXZ1 / UTY-TFSXZ1	UTY-TFSXW1	UTY-TFSXF2
Dimensions (H × W × D) (mm)	71 × 38 × 15	71 × 38 × 15	56.7 × 34 × 9.72
Weight (g)	35	35	30

External Switch Controller

UTY-TERX



Max. Controllable
1 group

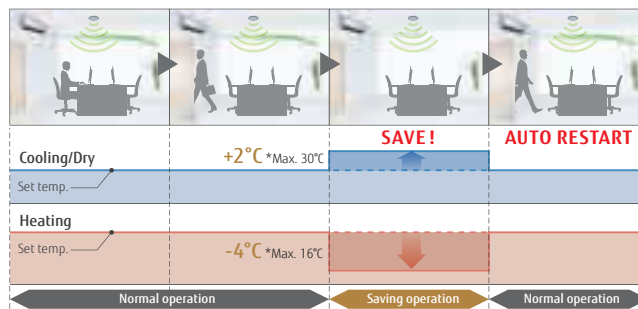
Air conditioner switching can be controlled by connecting other sensor switches

- In combination with a field supply Card-Key Switch or other sensor, the External Switch Controller allows control of the ON / OFF, Room temperature, Fan speed and Master control functions. This makes this product suitable for installations such as hotel rooms.
- Card-key or other sensor switches are available as a locally purchased parts.
- The set temperature can be specified at two points for cooling and heating individually (4 points).



Installation example

Human sensor catches movements of people in a room, and operates with lower capacity when people come back to the room, it automatically returns to previous operation mode.



Human sensor equipment needs to be purchased locally. Human sensor is not mounted on the External Switch Controller.



Specifications

Model name	UTY-TERX
Power Supply	DC 6.5-16 V
Dimensions (H × W × D) (mm)	140 × 117 × 43
Weight (g)	250


DC 12 V is supplied by the indoor unit.

Network Converter for Single Split

UTY-VTGX / UTY-VTGXV



UTY-VTGX
DC power supply type

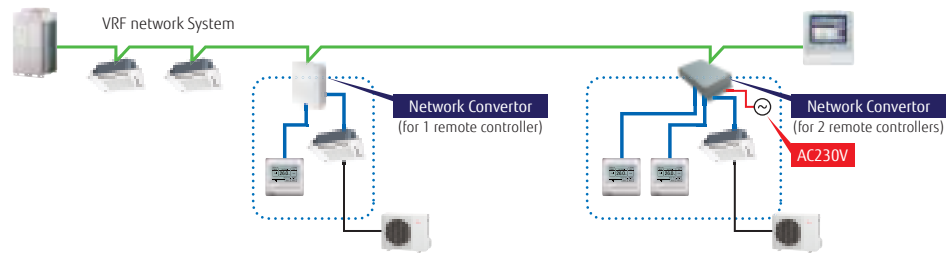


UTY-VTGXV
AC power supply type

- The network converters are required when connecting single split system to VRF network system.
- Compact and light weight design
- Connectable to both types of 2-wire and 3-wire remote controllers

Installation example.

- 2 types of 1 remote controller type and 2 remote controllers type are available.
- Power supply (AC220-240V, 50/60 Hz) is required for 2 remote controllers type.

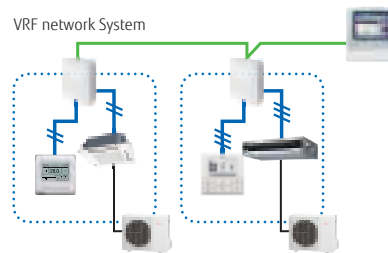


Max. Controllable
16
single indoor units

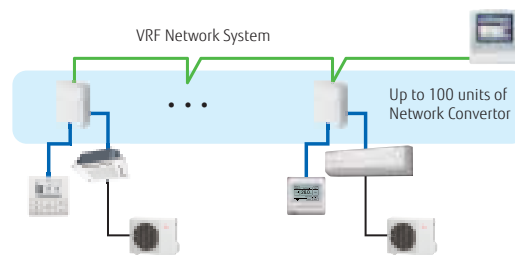
Max. Controllable
1 Group

Max. Controllable
100
Network Convertors

- 2-wire and 3-wire type of the wired remote controller can be connectable.



- A central control can be provided for the single split systems. (Up to 100 units of Network Converter is connectable in one VRF network system)



Specifications

Model name	UTY-VTGX		UTY-VTGXV
Power Supply	polar 3-wire DC 12 V	non-polar 2-wire DC 12 V	220-240 V 50/60 Hz
Input power (W)	Max. 1.2		Max. 3
Dimensions (H × W × D) (mm)	140 × 117 × 43		54 × 260 × 150
Weight (g)	250		1,100

Wired Remote Controller

UTY-RVNYM



Hi-grade individual control using various functions.

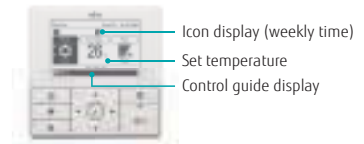
- 3.7-inch LCD backlight screen.
- Supporting various Energy Saving functions with simple operation.
- Multiple Language Support.
(English, German, French, Spanish, Russian, Portuguese, Italian, Greek, and Turkish)

Max. Controllable
16 indoor units

Max. Controllable
1 Group

High visibility and Easy operation

- Icon display of effectual functions.
- Main functions in large icons: "Mode", "Set Temp", and "Fan".
- Easy to operate by Control guide display.
- Simple operation with easy 4-way navigation pad.



High performance and compact size

- In addition to the individual control, various energy saving controls can be realized using only one remote controller.



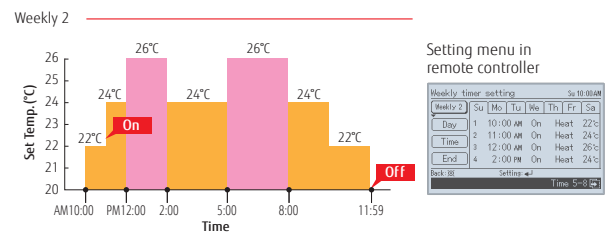
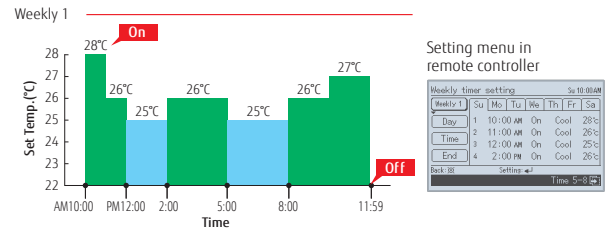
Various energy saving control

Weekly Timer function

- Can be set up to 8 times per day (On/Off, mode, Temp)
- 2 pattern settings (i.e. Summer/Winter setting) are available.

Auto OFF Timer

- Set Temperature Auto Return
- Set Temperature Upper and Lower Limit Setting



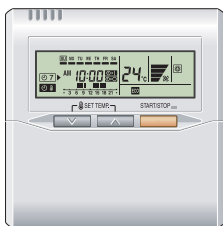
Specifications

Model name	UTY-RVNYM
Power Source	DC 12 V
Dimensions (H × W × D) (mm)	120 × 120 × 21.3
Weight (g)	220

DC 12 V is supplied by the indoor unit.

Wired Remote Controller

UTY-RNNYM



- Simple operation with Built-in Weekly / Daily Timer.
- Control up to 16 indoor units.
- Up to 2 wired remote controllers can be connected to a single indoor unit.

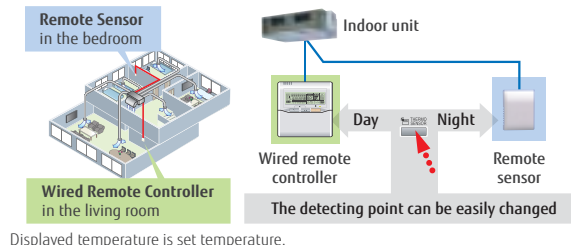
Max. Controllable
16 indoor units

Max. Controllable
1 Group

Accurate and comfortable

Indoor temperature can be detected accurately by the inclusion of a thermo sensor in the body of the wired controller. This wired remote controller and the optional remote sensor allows flexibility in sensor location, suitable for all requirements.

Example of changing sensor



Built-in timers

Weekly timer: Possible to set ON/OFF time to operate twice each day of the week.
Setback timer: Possible to set temperature for two times spans and for each day of the week.
 At "Weekly timer" + "Set back timer" setup

Wireless Remote Controller

UTY-LNTY, UTY-LNTX



Simple and sophisticated operations with a choice of 4 daily timers

- A single controller controls up to 16 indoor units.

Max. Controllable
1 indoor units

Max. Controllable
16 Group

Selectable
4 daily timers

Built-in timers

4 timer programs: On / Off / Program / Sleep
 Program timer: Operates ON/OFF timer once within 24 hours
 Sleep timer: Corrects the set temperature automatically during sleep time

Easy installation and operation

Code selector switch prevents indoor unit mix-up (up to 4 codes)
 Wide and precise transmitting range

Specifications

Model name	UTY-RNNYM	UTY-LNTY/UTY-LNTX
Power Source	DC 12 V	DC5V
Dimensions (H × W × D) (mm)	120 × 120 × 18	145 × 90 × 30
Weight (g)	160	150

DC 12 V is supplied by the indoor unit.

IR Receiver Unit for Duct

UTY-LRHYM, UTY-LBTYM



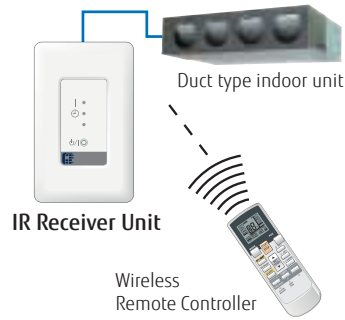
UTY-LRHYM



UTY-LBTYM

Duct type* indoor units can be controlled with Wireless Remote Controller

*Only Large Airflow Duct cannot be connected to IR Receiver Unit.



IR Receiver Unit for Cassette

UTY-LRHYA2, UTY-LBTYC



UTY-LRHYA2



UTY-LBTYC

Cassette type indoor unit can be controlled with Wireless Remote Controller



Specifications

Model name	UTY-LRHYM	UTY-LBTYM	UTY-LRHYA2	UTY-LBTYC
Battery	DC5V	DC5V	DC5V	DC5V
Dimensions (H × W × D) (mm)	145 × 90 × 30	145 × 90 × 30	193.9 × 193.9 × 31.2	193.9 × 193.9 × 31.2
Weight (g)	150	150	140	140

DC 12 V is supplied by the indoor unit.

Central Remote Controller

UTY-DMMYM



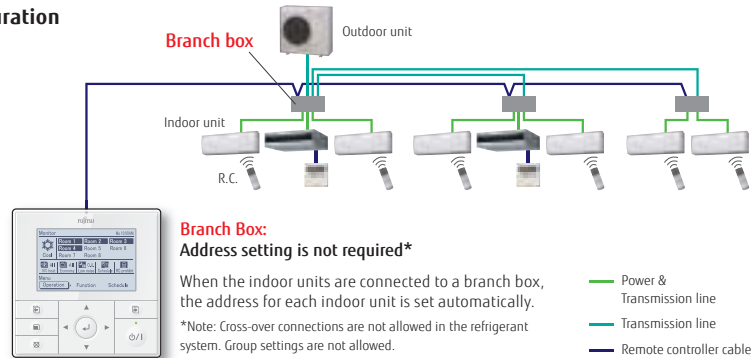
Max. Controllable
1 multi system

Max. Controllable
8 indoor units

For 5-6 Rooms Multi, 8 Rooms Multi

- Batched control of up to 8 indoor units. The temperature, airflow volume, and remote control prohibition settings of all indoor units can be batched.
- Corresponds to 9 different languages (English, German, French, Spanish, Russian, Portuguese, Italian, Greek, and Turkish)
- Large backlight LED screen
- Large easy-to-see operation panel

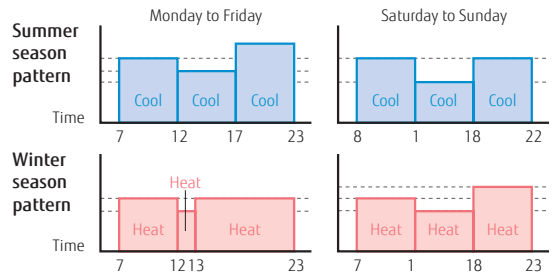
System configuration



Central Remote Controller Functions

Weekly schedule timer

The ON/OFF setting can be set for 4 times a day. Two weekly patterns can be set to match the cooling and heating seasons.



Low noise operation

Users can choose from 4 low noise levels, depending on the installation environment. The operation time can be set using the timer.

10°C heat operation

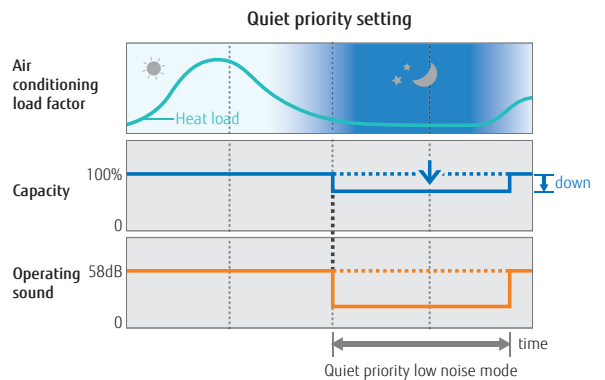
When you leave, minimum heating operation is performed to maintain the room temperature (maintain at 10°C).

Economy operation

Economy operation is energy saving, as the set temperature of indoor unit is shifted by 1°C and the maximum electric value of the outdoor unit is suppressed.

Prohibited Settings

The remote controller operation of all indoor units comes with a lock function to prevent unapproved operations in the various rooms. The central remote controller also has a key lock function to prevent children from playing with it, etc.



Specifications

Model name	UTY-DMMYM
Power Source	DC 12 V
Dimensions (H × W × D) (mm)	120 × 120 × 21.3
Weight (g)	220

DC 12 V is supplied by the indoor unit.

MODBUS® Interface

FJ-RC-MBS-1



The MODBUS Interface allows a complete integration of air conditioners into MODBUS Networks.

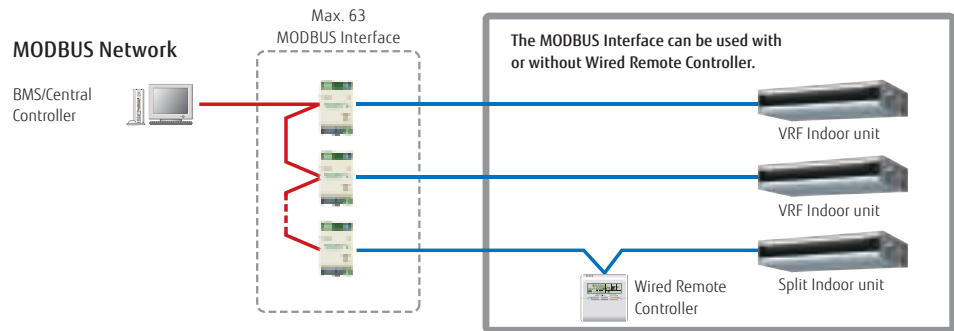
- Simple installation due to small and compact size.
- No separate external power supply required.
- The MODBUS Interface permits central monitoring and control of air conditioners from BMS.

Max. Connectable

1 Single indoor unit

Max. Controllable

1 Group



KNX® Interface

FJ-RC-KNX-1i



The KNX Interface allows a complete integration of air conditioners with KNX Network systems.

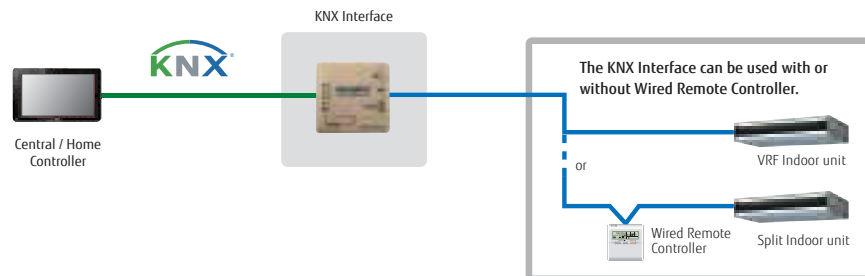
- Simple installation due to small and compact size.
- No separate external power supply required (just KNX bus power).
- Can be used for single indoor units and group controlled (up to 16) indoor units.

Max. Connectable

1 Single indoor unit

Max. Controllable

1 Group



Specifications

Model name	FJ-RC-MBS-1	FJ-RC-KNX-1i
Dimensions (H × W × D) (mm)	93 × 53 × 58	70 × 70 × 28
Weight (g)	85	70

Wireless LAN Interface

FJ-RC-WIFI-1



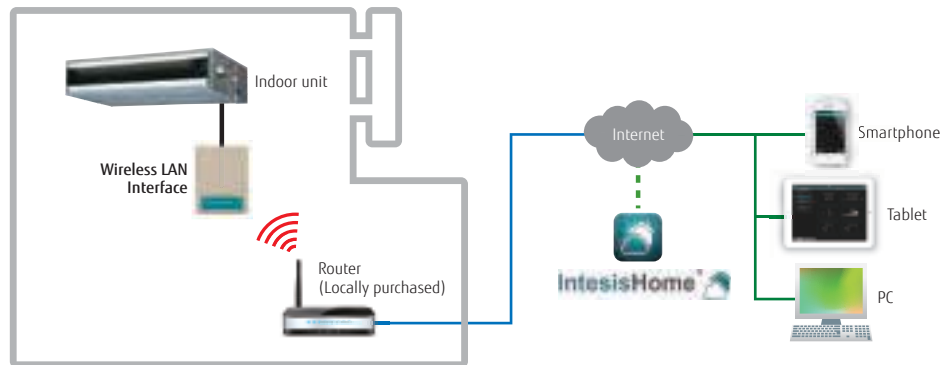
- It is the most advanced solution to remotely manage an Air Conditioning system using all sort of mobile devices such as Smartphones, Tablets and PC
- No separate external power supply required
- Can be used for single indoor units and group controlled (up to 16) indoor units

Max. Connectable

1 Single indoor unit

Max. Controllable

1 Group



Basic control

- Turning the units on and off
- Mode control (Heat, Cool, Dry, Auto, Fan)
- Fan speed setting
- Louver position (Airflow direction setting)
- Room temperature display
- Set temperature control
- Multi Language
- One Scene and Timer



(Application screen image)

Advanced control (Optional functions)

- Climate working modes (ECO, Comfort, Powerful) (future release)
- Schedule functions (ON/OFF, Modes, Set point temperature, Fan Speed, Louver position)
- Set temperature limitation (future release)
- Multiple Scenes & Timers and Calendar function

Notifications and history

- Alerts e-mail notification (future release)
- Air conditioning malfunction alerts
- Connectivity monitoring and alerts
- History (future release)

Specifications

Model name	FJ-RC-WIFI-1
Dimensions (H × W × D) (mm)	108 × 70 × 28
Weight (g)	80

Wireless Remote Controller

UTY-LNHY



Simple and sophisticated operations with a choice of 4 daily timers

- A single controller controls up to 16 indoor units.

Built-in timers

4 timer programs: On / Off / Program / Sleep
 Program timer: Operates ON/OFF timer once within 24 hours
 Sleep timer: Corrects the set temperature automatically during sleep time

Easy installation and operation

Code selector switch prevents indoor unit mix-up (up to 4 codes)
 Wide and precise transmitting range

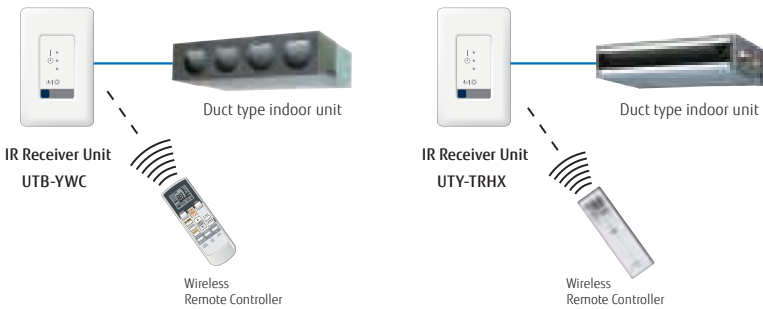
Max. Controllable
16 indoor units

Max. Controllable
1 Group

Selectable
4 daily timers

IR Receiver Unit for Duct

UTB-YWC, UTY-TRHX



Duct type* indoor units can be controlled with Wireless Remote Controller

*Only Large Airflow Duct can not be connected to IR Receiver Unit.

IR Receiver Unit for Cassette

UTY-LRHYB1, UTY-LBHXD, UTY-TRHX



Cassette type indoor unit can be controlled with Wireless Remote Controller

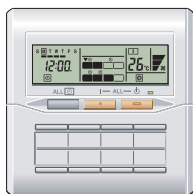
Specifications

Model name	UTY-LNHY	UTB-YWC	UTY-LRHYB1	UTY-LBHXD	UTY-TRHX
Battery	1.5 V (R03 / LR03 / AAA)×2	DC 5 V	DC5V	DC5V	DC 5 V
Dimensions (H × W × D) (mm)	170 × 56 × 19	145 × 90 × 30	193.9 × 193.9 × 31.2	193.9 × 193.9 × 31.2	145 × 90 × 30
Weight (g)	85	150	140	140	150

DC 12 V is supplied by the indoor unit.

Group Remote Controller/Network Convertor

UTY-CGGY / UTY-VGGXZ1



Group Remote Controllers
UTY-CGGY

Group control of indoor units with simple operation

- Up to 8 remote controller groups can be controlled by one Group Remote Controller.
- Up to 64 Group Remote Controllers can be connected in one VRF network system.
- Network Convertor is required to connect Group Remote Controllers to a VRF network system. (Network Convertor allows up to 4 Group Remote Controllers)
- 3-wire type



Network Convertor
UTY-VGGXZ1
For Group Remote Controller

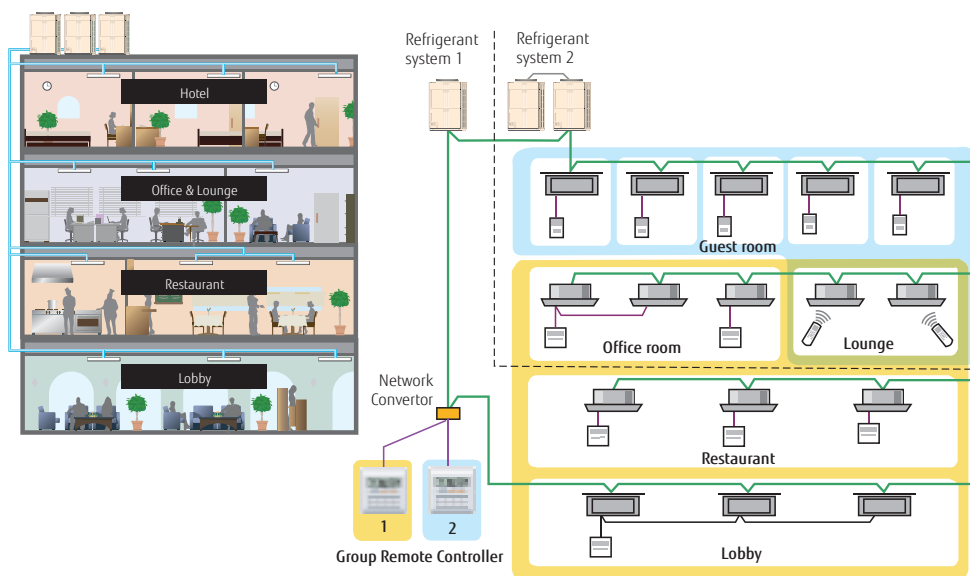
Max. Controllable
8
remote
controller groups

Max. Controllable
92 indoor units in
8 Groups

Max. Controllable
2 refrigerant circuits

Control up to 8 remote controller groups

- Single Group Remote Controller controls and monitors up to 8 remote controller groups.



Group Remote Controller 1:
To control office room, lounge, restaurant and lobby (8 remote controller groups)
Group Remote Controller 2:
To control guest room and lounge (7 remote controller groups)

High performance and compact size

ON / OFF, Operating mode, Room temperature and Fan speed setting can be controlled / monitored centrally or individually.



Built-in weekly timers

The weekly timer is provided as a standard function.

Specifications

Model name	UTY-CGGY
Power Supply	DC 12 V
Dimensions (H × W × D) (mm)	120 × 120 × 18
Weight (g)	200

DC 12 V is supplied by the indoor unit.

Model name	UTY-VGGXZ1
Power Supply	208-240 V 50/60 Hz, Single phase
Power Consumption (W)	6.5
Dimensions (H × W × D) (mm)	67 × 288 × 211
Weight (g)	1,500

Central Remote Controller

UTY-DCGYZ1



NEW



For small- and medium-sized buildings and tenants

- Individual control and monitor of 100 indoor units
- 7.0inch TFT color screen
- High visibility and easy operation
- Supports max.23 different languages
- Standard language corresponds to 12 different languages. (English, Spanish, German, French, Italian, Russian, Portuguese, Turkish, Polish, Greek, Dutch, Chinese)
- Additional language can be integrated by creative language database. *(Bulgarian, Czech, Danish, Estonian, Finnish, Croatian, Hungarian, Romanian, Slovak, Slovenian, Swedish)

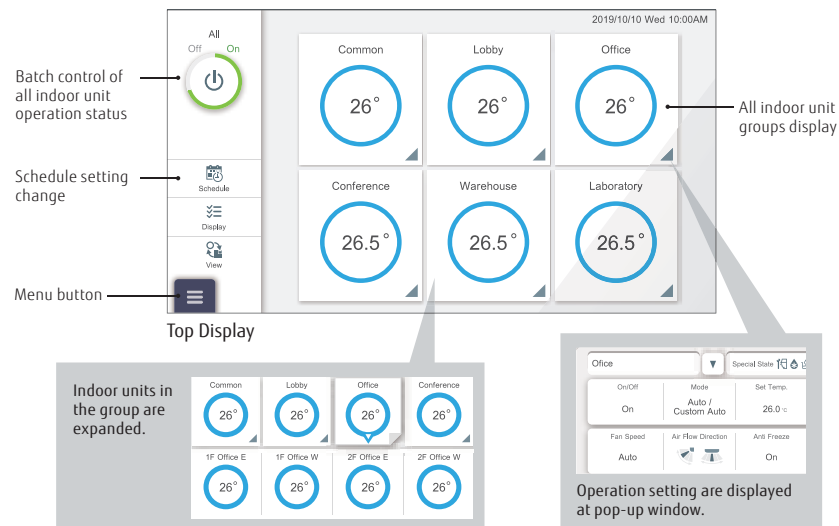
*: The other language can be overwritten on the registered one.

Max. Controllable
100 indoor units

Max. Controllable
50 groups

Easy operation

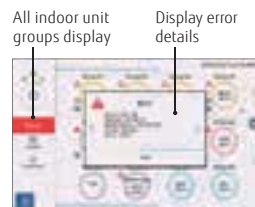
- The new central remote controller realized an intuitive operation feeling by touch panel operation.
- All functions can be accessed from the top screen and the following operations are displayed at pop-up window.



Trouble support function

Display error details

Display descriptive explanation when an error occurs



Sensor value monitoring function

Monitor sensor data of indoor unit / outdoor unit, send mail

Notify room temperature by email

Notify by e-mail when the temperature around the air conditioner is too high or too low

Remote monitoring / Remote operation

New central remote controller can control your tenant's air conditioner anytime and anywhere.

Example

- Control / Monitoring Fujitsu air conditioner
- Error notification by E-mail



Specifications

Model name	UTY-DCGYZ1
Power Supply	100-240 V 50/60 Hz
Dimensions (H × W × D) (mm)	134.6 × 216.1 × 37.9
Weight (g)	750

Touch Panel Controller

UTY-DTGYZ1



- Large-sized 7.5-inch TFT color
- LCD Easy finger touch operation
- Stylish shape and design to suit all application
- Up to 400 indoor units can be controlled
- Selectable 2 display types (Icon / List) in monitoring mode
- Supports 7 different-languages ,English, Chinese, French, German, Spanish, Russian, Polish.
- Mounted with LAN interface for remote control & operation, external input / output with emergency stop and batch ON / OFF

Easy Operation

- Wide range of simple-to-understand icons
- Operation can be selected using your finger or the dedicated touch pen by pressing the appropriate on-screen icon.
- Back color identifies current control operation blue for monitoring, green for operational control.



Max. Controllable
400 indoor units

Max. Controllable
100 outdoor units

Max. Controllable
400 groups

Easy maintenance

- Flat touch screen is easily cleaned
- Non-glare coating on touch panel controller minimizes fingerprint marking
- Easy-to-remove front cover

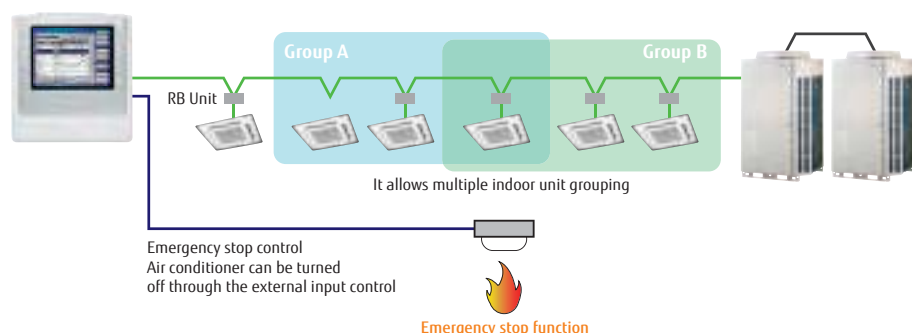


Easy installation

- Touch Panel Controller is easily mounted to the wall.
- Flat back surface allows to be installed wherever it is needed.
- No additional component is required for installation



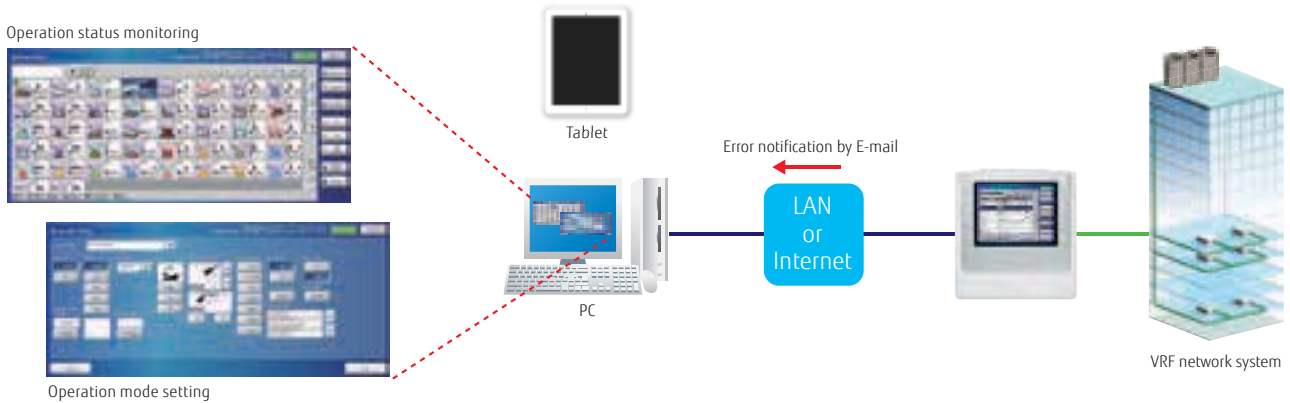
Up to 400 indoor units can be controlled



Features: Touch Panel Controller

Control & monitoring

- Control and monitor Fujitsu's air conditioner via LAN or Internet.
- Allow user or tenant to manage only assigned equipment by their PC or tablet from anywhere.
- Error contents are notified automatically by E-mail at error occurrence to handle the trouble promptly.



Smart Phone

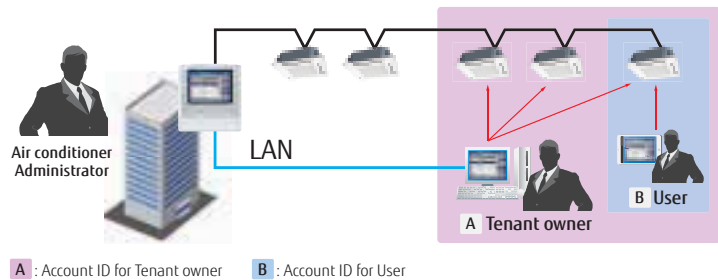
Model name	Browser
Nexus 6P (Android 7.1.1)	Google Chrome 5.5
iphone 7 (iOS 10.1)	Safari 10

Tablet

Model name	Browser
iPad Pro 9.7 inch (iOS 10.2.1)	Safari 10

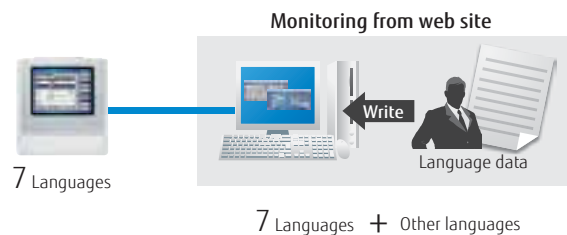
Flexible access permission for Point each level user.

Administrator can register multiple user to permit which indoor unit(s) and which function can access.



Additional languages function

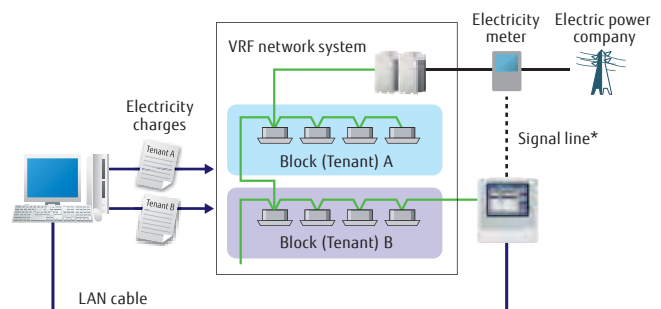
Corresponds to 7 different languages, English, Chinese, French, German, Spanish, Russian, Polish as standard. Additional language can be integrated on remote device by creating language database. Additional language is displayed on only the remote device, and Touch Panel Controller cannot be added other languages.



Electricity charge apportionment (Option: UTY-PTGXA)

- Electricity charge apportionment can be performed easily for the power consumed when billing users for air conditioning power charges.

- Apportionment charge/bill calculation
- Tenant (block) setting
- Common facilities apportionment setting
- Rated power consumption allotment setting
- Individual calculation at cooling and heating
- Electricity meter supported



*: Electricity meter (1unit) can be connected to external input connector of the TPC unit. In this case, electricity meter cannot be connected to outdoor unit simultaneously.

Features: Touch Panel Controller

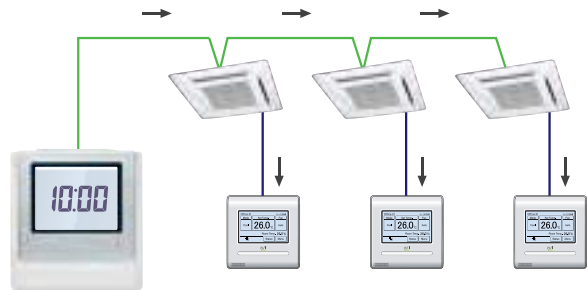
Automatic summer time setting

Providing function

- 1) Schedule setting of summer time setting
 - It prevents the user from forgetting to set summer time. In addition, it reduces the time and labor of user.

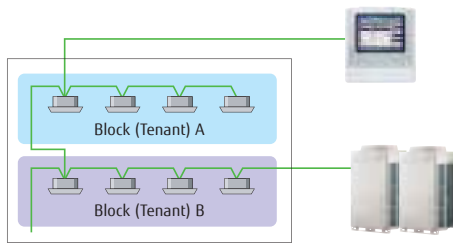
Automatic clock adjustment

- 2) The time setting of each controller can be set in batch automatically.

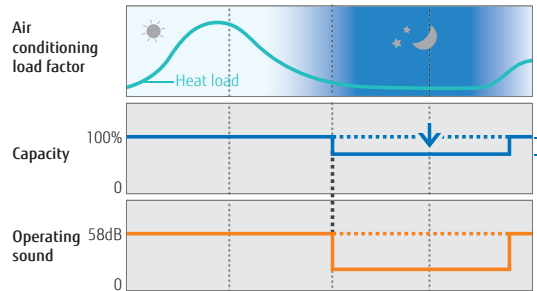


Outdoor low noise operation

Users can choose from 4 low noise levels, depending on the installation environment. The operation time can be set using the timer.



Quiet priority setting



Various energy saving control

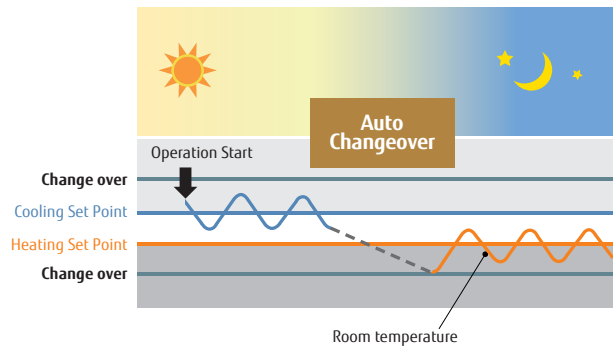
Custom Auto

- Maintains 2 separate set points for heating and cooling.
- Automatically changes mode between heating and cooling.

* This function is not available for some models.



Cooling set temp. 28°C, Heating set temp. 18°C





Refrigerant leakage detection function

The refrigerant leak condition is indicated by the management equipment, and if refrigerant leakage occurs, it is displayed as a pop-up, the user is notified, and the refrigerant is shut off.



Pop-up highlighting



FUNCTIONS SUMMARY

	 UTY-DTGYZ1	 Monitoring side
Air conditioning control function		
On / Off	●	●
Operation mode setting*	●	●
Fan speed setting	●	●
Room temp. setting	●	●
Room temp. set point limitation	●	●
Test operation	●	●
Up/down air direction flap setting	●	●
Right/left air direction flap setting	●	●
Individual louver control	●*1	●
Group setting	●	●
RC prohibition	●	●
Anti freeze setting	●	●
Set temp. auto return	—	●
Various energy saving control	—	●
Economy mode setting	●	●
Human sensor control	—	●
Display		
Error	●	●
Defrosting	●	●
Current time	●	●
Day of week	●	●
R.C. prohibition	●	●
Cooling/heating priority	●	●
Address display	●	●
Room temp	●	●
Multi language	●	●
Summer time	●	●
Time zone setting	●	●
Name registration	●	●
Backlight	●	●
Language setting	7	7+other
Filter sign reset	●	●
Memory operation	●	●
Refrigerant leakage detection function	●	●

●: Supported ○: Optional function —: Not supported yet

*1 Only setting cancellation can be operated.

*2 This function is available only through external input control.

	 UTY-DTGYZ1	 Monitoring side
Timer		
	Period	Year
Schedule timer	On/off, Temp, Mode, Times per day	20
On/off timer		—
Sleep timer		—
Program timer		—
Auto off timer		●
Day off		●
Min. unit of timer setting (Minutes)		10
Control		
Status monitoring system		●
Electricity charge apportionment		○
Error history		●
Emergency stop		●*2
Remote management		●
Energy saving management		—
E-mail notification for malfunction		●
Key lock	● Password setting	—
Low noise mode		●

Specifications

Model name	UTY-DTGYZ1
Power Supply	100-240 V 50/60 Hz, Single phase
Dimensions (H × W × D) (mm)	260 × 246 × 54
Weight (g)	2,150
Interface	Transmission/LAN/USB/EXT IN/EXT OUT/Reset SW

CONTROL SYSTEM – CENTRALIZED CONTROL

System Controller

UTY-APGXZ1 **Software**



Max. Controllable
4 VRF network systems

Max. Controllable
400 outdoor units

Max. Controllable
1,600 indoor units

System Controller realizes the advanced integrated monitoring & control of VRF network system from small scale buildings to large scale buildings.

- Up to a maximum of 4 VRF network systems, 1600 indoor units, and 400 outdoor units can be controlled.
- In addition to air conditioning precision control function, central remote control, electricity charge calculation, schedule management, and energy saving functions are strengthened and building manager and owner needs are met.
- Corresponds to 7 different languages (English, Chinese, French, German, Spanish, Russian, Polish)

System Controller Lite

UTY-ALGXZ1 **Software**



Max. Controllable
1 VRF network systems

Max. Controllable
100 outdoor units

Max. Controllable
400 indoor units

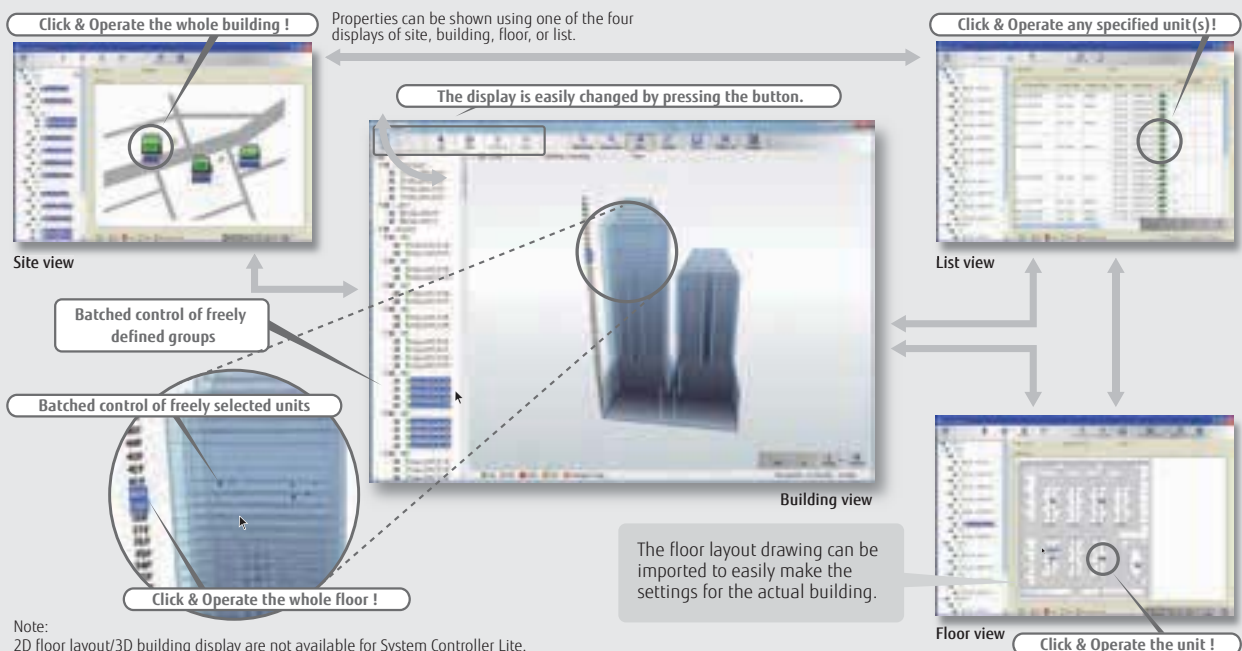
System Controller Lite has standard functions sufficient for air conditioner management in small and medium scale buildings .

- Up to a maximum of 1 VRF network system, 400 indoor units, and 100 outdoor units can be controlled.
- In addition to air conditioning precision control function, a variety of management software is available as an option to give customers a wide range of choice.
- Corresponds to 7 different languages (English, Chinese, French, German, Spanish, Russian, Polish)

High visibility and Easy operation

Click & Operate: The property is shown visually from the perspective most suitable for operation and operated accordingly (Click & Operate). You can select from among the 4 displays of site, building, floor, or list.

Freely define groups for batched control: Indoor units can be freely grouped for simple batched control from a tree menu. Grouping by hierarchal structure, such as by section, division or department is possible.

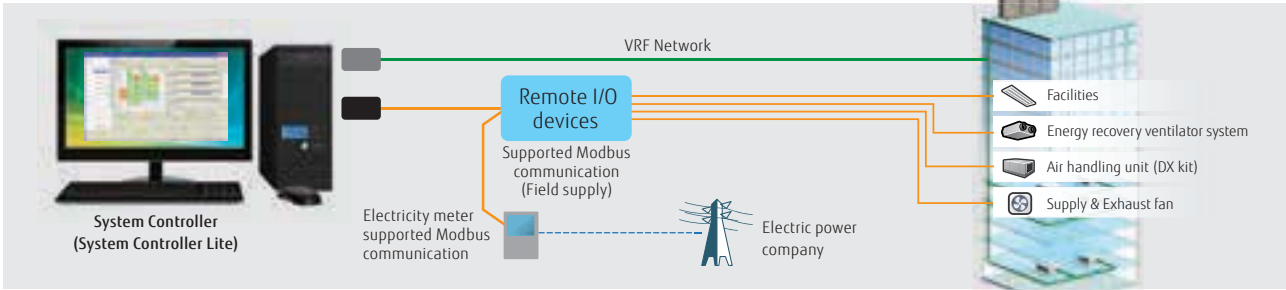


Features: System Controller/System Controller Light

3rd party devices connected by Modbus can be controlled.

Standard for System Controller **Option** for System Controller Lite UTY-PLGXX2

When Modbus Adaptor (locally purchased) is connected to PC, the electric facilities supported by Modbus can be controlled centrally. Wasteful electricity charge by forgetting to turn off and patrol activities can be reduced in the entire building.



Diverse operation management & Data management

Standard for System Controller and System Controller Lite

Schedule management

- Annual schedules can be set for each remote controller group / user defined group.
- Start / stop, operating mode, remote controller prohibition, and temperature settings can be set up to 143 times per day at 10 minute intervals for up to 101 configurations for each remote controller group.
- Settings can be made for periods straddling midnight.
- Allows programming of special settings for holidays, including public holidays, for a complete year.
- Low noise operation of outdoor unit can be scheduled.



Diverse control of indoor unit and outdoor unit

- Indoor unit operation state, operation mode, etc. are displayed
- Indoor unit start / stop and operation mode switching
- Room temperature set point limitation
- Outdoor unit low noise setting

Remote controller prohibition

This prohibits changes to the operation mode, temperature, start/stop, etc.

Error display & E-mail notification

Error is notified with popup message, audible sound and E-mail real time when error occurs. Errors for the past 1 year are logged and can be reviewed later.

Operating & control record

Displays the history of operation status and control.

Data base import/export

Imports/exports registration data, layout data, and image data. Only the administrator can make this setting.

Automatic clock adjustment

The time setting of each controller can be set in batch automatically.

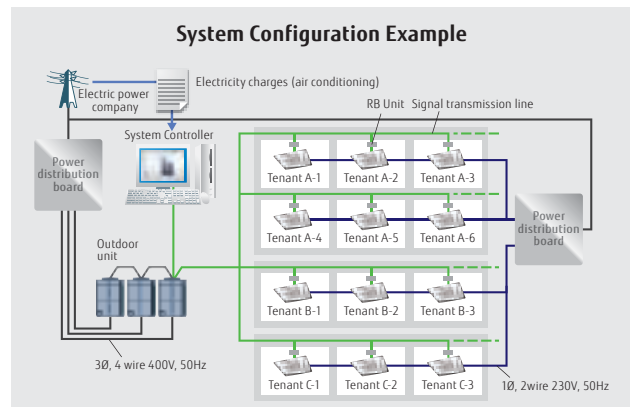
Electricity charge apportionment

Standard for System Controller

Option for System Controller Lite UTY-PLGXA2

Electricity charge apportionment calculation framework

Suppose you want to find the power consumed by the air conditioners of each tenant from the electricity charge for each month. With electricity charge apportionment function, used energy apportionment ratio will be provided, calculating in detail the energy consumed by the units used by each tenant. This information is then used to calculate the charges for the electricity consumed for air conditioning by each tenant from the total electricity charges in the bill from the electric power company. (See figure at right)
The detailed calculation takes into consideration such things as unused rooms and nighttime electricity charges and shows them in a charges calculation sheet.



CONTROL SYSTEM – CENTRALIZED CONTROL

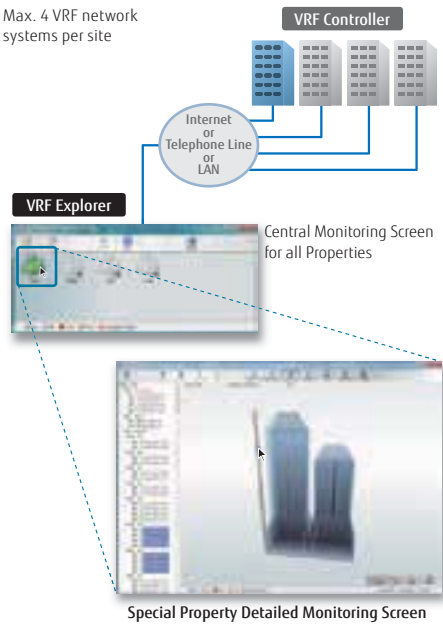
Features: System Controller/System Controller Light

Remote management

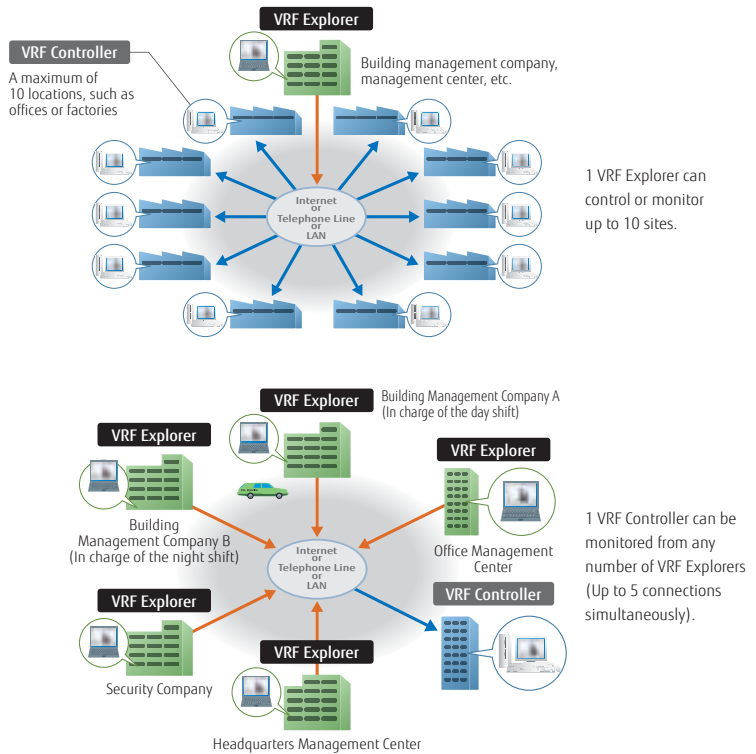
- Standard** for System Controller
- Option** for System Controller Lite UTY-PLGXR2

System Controller may be used on site or remotely over various networks for remote central control. System Controller requires 2 software working together. VRF Controller runs on site and communicate with VRF system. VRF Explorer runs remotely and provides user interface and communicate with the VRF Controller. VRF Controller and VRF Explorer program may run in a single PC or in different PCs separated by network. By using VRF Explorer software, one PC can perform central control of 10 VRF system sites with max. 20 buildings per site.

On site central control



Remote central control



Energy saving management

- Option** for System Controller UTY-PEGXZ1
- Option** for System Controller Lite UTY-PLGXZ2

A variety of energy saving operations can be set and managed depending on the season, weather, and time period. Excellent energy saving operation is performed while keeping users comfortable.



Energy Saving Management Main Screen

Energy saving graph data: This graph compares the electricity consumption with the previous month and previous year to make it easy to analyze the energy saving effect.

Indoor unit rotation operation

The operation of indoor units can be automatically rotated within a group in accordance with the set annual schedule to reduce power consumption while maintaining comfort. The indoor unit operation stoppage rate can be selected.

Peak cut operation

A power meter is connected to detect the total power consumption while shifting the indoor unit set temperature, set the indoor unit forced thermostat off, and taking other measures to carefully control the power consumed while maintaining comfort and conducting control to maintain the target power consumption set for each time. The indoor units to be controlled can be freely grouped and the control level can be set.

Outdoor unit capacity save

Outdoor unit capacity save switches the outdoor unit capability upper limit to suppress power consumption during hot summers and cold winters by averaging the power saving effect of each refrigerant system. You can select from 50% or more of the capacity upper limit.

FUNCTIONS SUMMARY

Function	Type	System controller		System controller lite				
		UTY-APGXZ1	Option UTY-PEGXZ1	UTY-ALGXZ1	Option UTY-PLGXR2	Option UTY-PLGXA2	Option UTY-PLGXE2	Option UTY-PLGXX2
System specification	Max. VRF networks supported	4	—	1	—	—	—	—
	Max. indoor unit / remote controller groups per VRF network	400	—	400	—	—	—	—
	Max. outdoor units per VRF network	100	—	100	—	—	—	—
	Max. indoor units / remote controller groups per System controller	1600	—	400	—	—	—	—
	Max. outdoor units per System controller	400	—	100	—	—	—	—
Site supervision	Multi site display	10	—	10	—	—	—	—
	Number of building / 1 site	20	—	—	—	—	—	—
	Number of floor per 1 site	200	—	—	—	—	—	—
	Number of floor per 1 building	50	—	—	—	—	—	—
	3D graphical layout view	●	—	—	—	—	—	—
	2D graphical layout view	●	—	—	—	—	—	—
	List display	●	—	●	—	—	—	—
	Tree display	●	—	●	—	—	—	—
Error management	Error notification	●	—	●	—	—	—	—
	Audible alarm	●	—	●	—	—	—	—
	Error e-mail notification	●	—	●	—	—	—	—
History	Error history	●	—	●	—	—	—	—
	Operation history	●	—	●	—	—	—	—
Operation control	Individual control	Control history	●	—	●	—	—	—
		On/Off	●	—	●	—	—	—
		Operation mode*	●	—	●	—	—	—
		Room temperature	●	—	●	—	—	—
		Fan speed	●	—	●	—	—	—
		Air flow direction	●	—	●	—	—	—
		Economy mode	●	—	●	—	—	—
		Room temperature set point limitation	●	—	●	—	—	—
		Antifreeze	●	—	●	—	—	—
		Outdoor unit low noise setting	●	—	●	—	—	—
	Individual management	Remote control prohibition setting	●	—	●	—	—	—
		Temperature upper and lower limit setting	●	—	●	—	—	—
		Filter sign reset	●	—	●	—	—	—
	Other	Memory operation	●	—	●	—	—	—
		Pattern operation	●	—	●	—	—	—
Schedule	Annual Schedule	●	—	●	—	—	—	
	Special day setting	●	—	●	—	—	—	
	On /off per day	72	—	72	—	—	—	
	On / off per week	504	—	504	—	—	—	
	Day off	●	—	●	—	—	—	
	Min. unit of timer setting (Minutes)	10	—	10	—	—	—	
	Low noise mode Weekly schedule	●	—	●	—	—	—	
Remote management	Web Operation	●	—	●	—	—	—	
	Remote monitoring	●	—	●	—	—	—	
	Remote operation control	●	—	●	—	—	—	
Electricity charge apportionment	Remote function setting	●	—	●	—	—	—	
	Apportionment charge/bill calculation	●	—	●	—	—	—	
	Tenant (block) setting	●	—	●	—	—	—	
	Common facilities apportionment setting	●	—	●	—	—	—	
	Rated power consumption allotment setting	●	—	●	—	—	—	
	Individual calculation at cooling and heating	●	—	●	—	—	—	
Energy saving management	Electricity meter supported	—	—	—	—	●	—	
	Indoor unit rotation	—	—	—	—	—	●	
	Peak cut control	—	—	—	—	—	●	
	Outdoor unit capacity save	—	—	—	—	—	●	
	Record of energy saving operation	—	—	—	—	—	●	
	Energy saving information	—	—	—	—	—	●	
	Power consumption monitor	—	—	—	—	—	●	
External Device Control	Electricity meter supported	—	—	—	—	●	—	
	Monitor	●	—	—	—	—	●	
Others	Control	●	—	—	—	—	●	
	Database import/export	●	—	●	—	—	—	
	Automatic clock adjustment	●	—	●	—	—	—	
	Multi language	7 languages	—	7 languages	—	—	—	
	Refrigerant leakage detection function	●	—	●	—	—	—	
	Power shutdown	●	—	●	—	—	—	

●●: Available. - : Not available.

Personal computer system requirements

The required PC specifications are shown in the following table.

	System Controller	System Controller Lite
Operating system	<ul style="list-style-type: none"> Microsoft® Windows® 7 Home Premium (32-bit or 64-bit) SP1, Windows® 7 Professional (32-bit or 64-bit) SP1 Microsoft® Windows® 8.1 (32-bit or 64-bit), Windows® 8.1 Pro (32-bit or 64-bit) Microsoft® Windows® 10 Home (32-bit or 64-bit), Windows® 10 Pro (32-bit or 64-bit) [Supported languages] English, Chinese, French, German, Russian, Spanish, and Polish	<ul style="list-style-type: none"> Microsoft® Windows® 7 Home Premium (32-bit or 64-bit) SP1, Windows® 7 Professional (32-bit or 64-bit) SP1 Microsoft® Windows® 8.1 (32-bit or 64-bit), Windows® 8.1 Pro (32-bit or 64-bit) Microsoft® Windows® 10 Home (32-bit or 64-bit), Windows® 10 Pro (32-bit or 64-bit) [Supported languages] English, Chinese, French, German, Russian, Spanish, and Polish
CPU	Intel® Core™ i3 2 GHz or higher	Intel® Core™ i3 2 GHz or higher
Memory	<ul style="list-style-type: none"> 2 GB or more (for Windows® 7 [32-bit]) 4 GB or more (for Windows® 7 [64-bit], Windows® 8.1, and Windows® 10) 	<ul style="list-style-type: none"> 2 GB or more (for Windows® 7 [32-bit]) 4 GB or more (for Windows® 7 [64-bit], Windows® 8.1, and Windows® 10)
HDD	40 GB or more of free space	40 GB or more of free space
Display	1024 x 768 or higher resolution	1024 x 768 or higher resolution
Interface	<ul style="list-style-type: none"> Ethernet port (for getting access to the Internet using LAN) or Modem (for getting access to the Internet using Public Telephone Line) USB ports (Maximum of 6 ports) (Required only for the Server PC that works as VRF Controller) - Maximum of 2 USB ports are required for WHITE-USB-KEY/WibuKey connection - Maximum of 4 USB ports are required for Echelon® U10 USB Network Interface * Maximum number of required USB port depends on the applicable system configuration.	<ul style="list-style-type: none"> Ethernet port (for getting access to the Internet using LAN) or Modem (for getting access to the Internet using Public Telephone Line) USB ports (Maximum of 6 ports) (Required only for the Server PC that works as VRF Controller) - Maximum of 4 USB ports are required for WHITE-USB-KEY/WibuKey connection - 1 USB port is required for Echelon® U10 USB Network Interface * The maximum number of required USB port depends on the applicable system configuration.
Graphic accelerator	Microsoft® DirectX® 9.0c compatible	Microsoft® DirectX® 9.0c compatible
Software	Adobe® Reader® 9.0 or later	Adobe® Reader® 9.0 or later

* Echelon® U10 USB Network Interface - TP/FT-10 Channel (Model number: 75010R) (Required for each VRF Network.)

PACKING LIST

Type	For System controller			For System controller Lite			
	System Controller	Option Energy manager	System Controller Lite	Remote access	Option Electricity charge apportionment	Energy saving	Central Control
Model name	UTY-APGXZ1	UTY-PEGXZ1	UTY-ALGXZ1	UTY-PLGXR2	UTY-PLGXA2	UTY-PLGXE2	UTY-PLGXX2
WHITE-USB-KEY	1	1	1	1	1	1	1

*1: Software protection key to be inserted in a USB slot running System Controller or System Controller Lite.

System Controller or System Controller Lite may only run on a PC with WHITE-USB-KEY. However, WHITE-USB-KEY is not required for remote VRF Explorer software.

BACnet® Gateway

UTY-ABGXZ1 **Software**



WHITE-USB-KEY
(Software Protection Key)



BACnet is a registered trademark of ASHRAE. ASHRAE does not endorse, approve or test products for compliance with ASHRAE standards. Compliance of listed products to the requirements of ASHRAE Standard 135 is the responsibility of BACnet International (BI). BTL is a registered trademark of BACnet International.

- It is possible to connect medium to large sized BMS to VRF network system via BACnet®, a global standard for open networks.
- A maximum of 1600 indoor units with 4 VRF network systems (a maximum of 400 indoor units & 100 outdoor units for one network system) can be connected to one BACnet® Gateway.
- It is possible to control or monitor VRF network system from BMS via BACnet® Gateway.
- Compatible with BACnet® (ANSI / ASHRAE-135-2014) application specific controller (B-ASC).
- Compatible with BACnet®/IP over Ethernet.
- Scheduling function, Alarm & Event functions as well as Electricity Change Apportionment function are provided in BACnet® Gateway.
- Connection between VRF network system to personal computer is possible via small U10 USB interface. However, both U10 USB interface & personal computer are field supplied items.
- Corresponds to 7 different languages, English, Chinese, French, German, Spanish, Russian, Polish.

Max. Controllable

4

VRF network systems

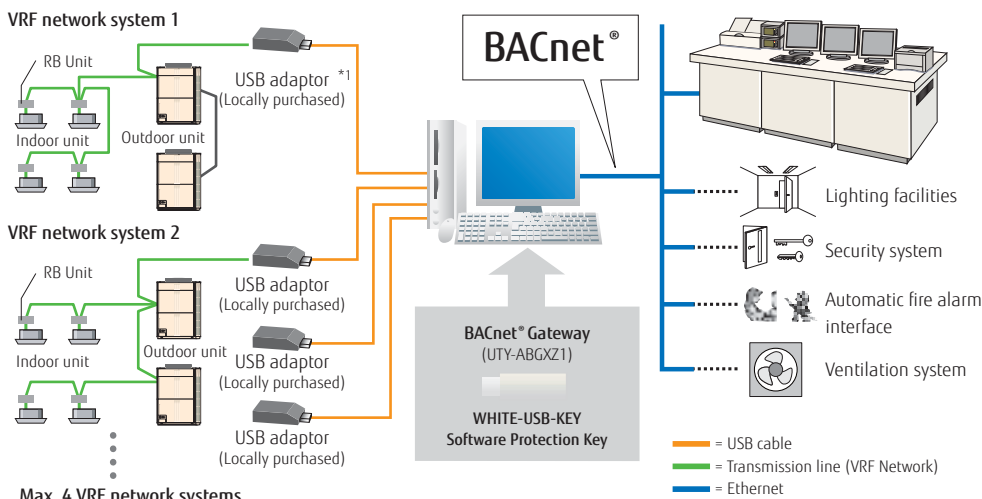
Max. Controllable

400 outdoor units

Max. Controllable

1,600 indoor units

Installation example



*1: USB adaptor is U10 USB Network Interface of Echelon® Corporation.

Personal computer system requirements

UTY-ABGXZ1	
Operating system	<ul style="list-style-type: none"> • Microsoft® Windows® 7 Home Premium (32-bit or 64-bit) SP1, Windows® 7 Professional (32-bit or 64-bit) SP1 • Microsoft® Windows® 8.1 (32-bit or 64-bit), Windows® 8.1 Pro (32-bit or 64-bit) • Microsoft® Windows® 10 Home (32-bit or 64-bit), Windows® 10 Pro (32-bit or 64-bit) [Supported languages] English, Chinese, French, German, Russian, Spanish, and Polish
CPU	Intel® Core™ i3 2 GHz or higher
Memory	<ul style="list-style-type: none"> • 2 GB or more (for Windows® 7 [32-bit]) • 4 GB or more (for Windows® 7 [64-bit], Windows® 8.1, and Windows® 10)
HDD	40 GB or more of free space
Display	1024 x 768 or higher resolution
Interface	<ul style="list-style-type: none"> • Ethernet port (for getting access to the Internet using LAN) • USB ports (Maximum of 5 ports) <ul style="list-style-type: none"> - 1 USB port is required for WHITE-USB-KEY/WibuKey connection - Maximum of 4 USB ports are required for Echelon® U10 USB Network Interface * Maximum number of required USB ports depends on the applicable system configurations.
Software	Adobe® Reader® 9.0 or later

•Echelon® U10 USB Network Interface – TP/FT-10 Channel (Model number: 75010R) (Required for each VRF Network.)

<Packing list>

Name and shape	Quantity	Application
WHITE-USB-KEY	1	Includes the software and manuals, license for BACnet® Gateway.

BACnet® Gateway

UTY-VBGX **Hardware**



- BACnet® Gateway enables to connect a BMS and Fujitsu General VRF system.
- A maximum of 128 indoor units and 32 refrigerant system can be connected to a single BACnet® Gateway.
- Compatible with BACnet® (ANSI / ASHRAE-135-2012) application specific controller (B-ASC).
- Compatible with BACnet®/IP over Ethernet.



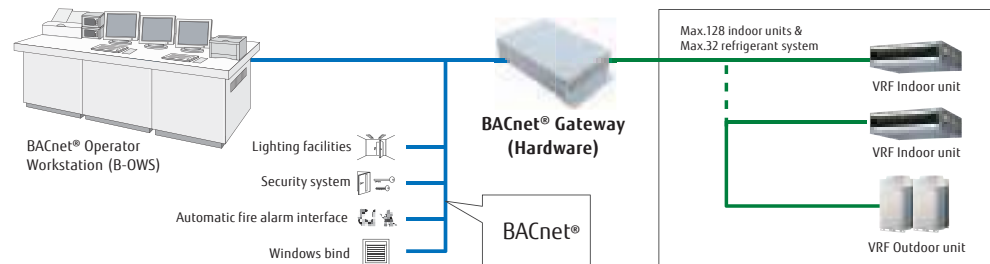
BACnet is a registered trademark of ASHRAE. ASHRAE does not endorse, approve or test products for compliance with ASHRAE standards. Compliance of listed products to the requirements of ASHRAE Standard 135 is the responsibility of BACnet International (BI). BTL is a registered trademark of BACnet International.

Max. Controllable
1 VRF network system

Max. Controllable
32 refrigerant system

Max. Controllable
128 indoor units

Installation example



Specifications

Model name	UTY-VBGX
Number of controllable indoor units	128
Number of controllable refrigerant system	32
Number of controllable VRF network	1
Number of connectable units / one VRF network	4

Model name	UTY-VBGX
Power Supply	100-240 V 50/60 Hz, single phase
Power Consumption (W)	4.6 (max.)
Dimensions (H × W × D) (mm)	59.6 × 270.4 × 176
Weight (g)	1,200

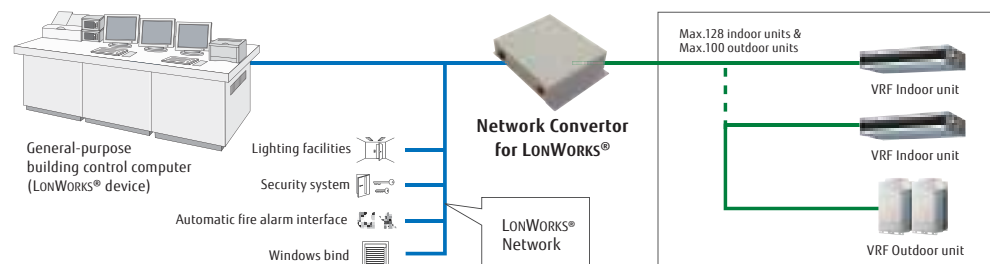
Network Converter for LONWORKS®

UTY-VLGX



- For connection between VRF network system and a LONWORKS® open network for management of small to medium-sized BMS and VRF network system.
- The UTY-VLGX permits central monitoring and control of a VRF network system from a BMS through a LONWORKS® interface.
- Up to 128 Indoor units can be connected to one Network Converter for LONWORKS®

Installation example



Max. Controllable
4 units to BMS

Max. Controllable
100 outdoor units

Max. Controllable
128 indoor units

Specifications


Model name	UTY-VLGX
Power Supply	208-240 V 50/60 Hz, Single phase
Power Consumption (W)	4.5
Dimensions (H × W × D) (mm)	67 × 288 × 211
Weight (g)	1,500

Transmission specifications (BMS side)

Transmission speed	78 kbps
Transceiver	FT-X1 (Echelon® Corporation)
Transmission way form	Free topology
Terminal resistor	None (It attaches at the terminal of a network.)

MODBUS[®] Convertor for VRF

UTY-VMGX



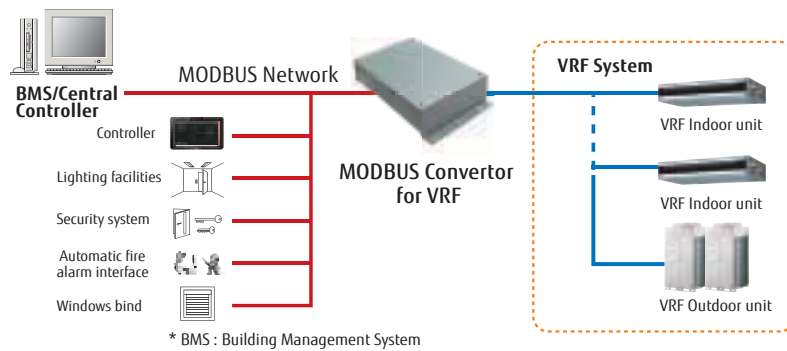
The MODBUS Convertor allows a complete integration of air conditioners into MODBUS Networks.

- Compact and lightweight design
- Direct connection to MODBUS Network
- Up to 128 indoor units can be controlled in one MODBUS Convertor
- The MODBUS Convertor permits central monitoring and control of air conditioners from BMS or Central Controller.
- Up to 9 converters can be connected to a VRF network. The simultaneous controls such as ON/OFF or temperature settings can be done for each zone.
- It is easy to locate the source of error if any connection errors should occur after completion of installation works.

Max. Controllable
9 units to one VRF


Max. Controllable
100 outdoor units

Selectable
128 indoor units



KNX[®] Convertor for VRF

UTY-VKGX



KNX Convertor is useful for centralized control in a system.

- New KNX Convertor enables to connect central/home controller and Fujitsu General VRF system.
- A maximum of 128 indoor units and 100 outdoor units can be connected to single KNX Convertor.

Max. Controllable
100 outdoor units

Selectable
128 indoor units



Specifications

Model name	UTY-VMGX
Power Supply	220-240 V 50/60 Hz
Input power (W)	Max. 2
Dimensions (H × W × D) (mm)	54 × 260 × 150
Weight (g)	1,100

Model name	UTY-VKGX
Power supply	220-240 V 50/60 Hz
Power consumption (W)	1.5
Dimensions (H × W × D) (mm)	54 × 260 × 150
Weight (g)	1,200

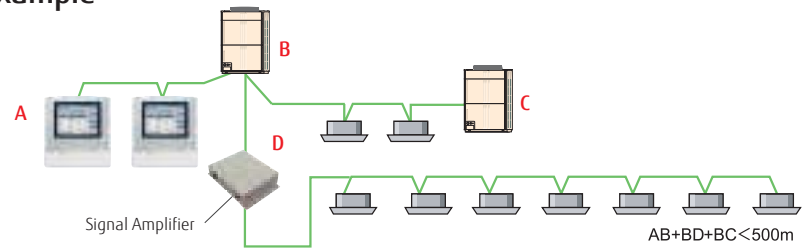
Signal Amplifier

UTY-VSGXZ1



- Transmission Line length can be extended up to 3,600 m with multiple Signal Amplifiers.
- Up to 8 signal amplifiers can be installed in a VRF network system.
- A signal amplifier is required,
 - (1) When the total wiring length of the transmission line exceeds 500 m.
 - (2) When the total number of units on the transmission line exceeds 64.

Installation example






















Specifications

Model name	UTY-VSGXZ1
Power Supply	208-240 V 50/60 Hz, Single phase
Power Consumption (W)	4.5
Dimensions (H × W × D) (mm)	67 × 288 × 211
Weight (g)	1,500



Control System List For Split/Multi Split

Type	Refrigerant	Indoor unit																	
		Wall Mounted											Cassette						
		Flagship Range	Designer Range	Standard Range		ECO Range		Designer Range		Standard Range		ECO Range	4-way Flow Compact		Circular Flow				
		R32	ASYG 12KXCA	ASYG 07/09/12/14 KGTB	ASYG 07/09/12/14 KMTB	ASYG 18/24KMTA	ASYG 07/09/12 KP.CA	ASYG 18/24KLCA			ASYG 09/12LFCA	ASYG 07/09/12/14 LUCA	ASYG 07/09/12/14 LMCE	ASYG 18/30LFCA, ASYG24LFCC	ASYG 30/36LMTA	ASYG 07/09/12 LLCE	AUXG 09/12/14/18/22/24 KVLA		AUXG 18/22/24/30/36/45/54KRLB
R410A									ASYG 09/12LFCA	ASYG 07/09/12/14 LUCA	ASYG 07/09/12/14 LMCE	ASYG 18/30LFCA, ASYG24LFCC	ASYG 30/36LMTA	ASYG 07/09/12 LLCE	AUXG 12/14/18 LVLB, AUXG24LVLA		AUXG 18/24/30/36/45/54 LRLB		
Wired Remote Controller			● UTY-RNRYZ3+ UTY-TWRXZ2		● UTY-RNRYZ3+ UTY-TWRXZ2									● UTY-RNRYZ3+ UTY-TWRX		● UTY-RNRYZ3		● UTY-RNRYZ3	
			● UTY-RLRY+ UTY-TWRXZ2		● UTY-RLRY+ UTY-TWRXZ2									● UTY-RLRY+ UTY-TWRX		● UTY-RLRY		● UTY-RLRY	
					● UTY-RVNYM+ UTY-TWBXF2				● UTY-RVNYM+ UTY-TWBXF2		● UTY-RVNYM+ UTY-XCBXZ2	● UTY-RVNYM	● UTY-RVNYM+ UTY-XWNX			● UTY-RVNYM			
					● UTY-RNNYM+ UTY-TWBXF2				● UTY-RNNYM+ UTY-TWBXF2		● UTY-RNNYM+ UTY-XCBXZ2	● UTY-RNNYM	● UTY-RNNYM+ UTY-XWNX			● UTY-RNNYM			
Simple Remote Controller	 2-wire type		● UTY-RSRY, UTY-RHRY+ UTY-TWRXZ2	● UTY-RSNYM+ UTY-TWBXF2	● UTY-RSRY, UTY-RHRY+ UTY-TWRXZ2				● UTY-RSNYM+ UTY-TWBXF2		● UTY-RSNYM+ UTY-XCBXZ2	● UTY-RSNYM	● UTY-RSNYM+ UTY-XWNX, UTY-RSRY, UTY-RHRY+ UTY-XWRX		● UTY-RSRY, UTY-RHRY, UTY-RSNYM	● UTY-RSNYM	● UTY-RSRY, UTY-RHRY, UTY-RSNYM		
Central Remote Controller																			
Wireless Remote Controller																● UTY-LNTY, UTY-LNTX			
IR Receiver Unit with Wireless Remote Controller	 For Duct																		
	 For Cassette																	● UTY-LBTYC	
Interface	MODBUS Converter			● UTY-VMSX									● UTY-VMSX		● UTY-VMSX		● UTY-VMSX		● UTY-VMSX
	MODBUS Interface								● FJ-RC-MBS-1+ UTY-TWBXF2		● FJ-RC-MBS-1+ UTY-XCBXZ2	● FJ-RC-MBS-1	● FJ-RC-MBS-1+ UTY-XWNX			● FJ-RC-MBS-1			
	KNX Converter			● UTY-VKSX										● UTY-VKSX		● UTY-VKSX		● UTY-VKSX	
	KNX Interface								● FJ-RC-KNX-1+ UTY-TWBXF2		● FJ-RC-KNX-1+ UTY-XCBXZ2	● FJ-RC-KNX-1	● FJ-RC-KNX-1+ UTY-XWNX			● FJ-RC-KNX-1			
	Wireless LAN Interface			● UTY-TFSXW1						● UTY-TFNXZ1+ UTY-TWBXF2		● UTY-TFNXZ1+ UTY-XCBXZ2	● UTY-TFNXZ1	● UTY-TFNXZ1+ UTY-XWNX		● UTY-TFSXZ1	● UTY-TFNXZ1	● UTY-TFSXZ1	● UTY-TFNXZ1
					● UTY-TFSXF2														
										● FJ-RC-WIFI-1+ UTY-TWBXF2		● FJ-RC-WIFI-1+ UTY-XCBXZ2	● FJ-RC-WIFI-1	● FJ-RC-WIFI-1+ UTY-XWNX			● FJ-RC-WIFI-1		
External Switch Controller			● UTY-TERX+ UTY-TWRXZ2	● UTY-TERX+ UTY-TWBXF2	● UTY-TERX+ UTY-TWRXZ2			● UTY-TERX+ UTY-TWBXF2		● UTY-TERX+ UTY-XCBXZ2	● UTY-TERX	● UTY-TERX+ UTY-TWRX/ UTY-XWNX			● UTY-TERX				
Network Converter for Single Split	 DC Power Supply Type  AC Power Supply Type		● UTY-VTGX+ UTY-TWRXZ2 or UTY-VTGXV+ UTY-TWRXZ2	● UTY-VTGX+ UTY-TWBXF2 or UTY-VTGXV+ UTY-TWBXF2	● UTY-VTGX+ UTY-TWRXZ2 or UTY-VTGXV+ UTY-TWRXZ2			● UTY-VTGX+ UTY-TWBXF2 or UTY-VTGXV+ UTY-TWBXF2		● UTY-VTGX+ UTY-XCBXZ2 or UTY-VTGXV+ UTY-XCBXZ2	● UTY-VTGXV	● UTY-VTGX+ UTY-TWRX/ UTY-XWNX or UTY-VTGXV+ UTY-TWRX/ UTY-XWNX			● UTY-VTGX UTY-VTGXV				



Indoor unit																Outdoor unit Single Phase	Other			
Cassette	Duct										Floor	Floor/ Ceiling	Ceiling	Multi Split				5-6 Rooms Multi	Branch Box (8 Rooms Multi)	
	4-way Flow	Mini	Slim		Medium Static Pressure (Compact & Comfort)		Medium Static Pressure (Standard)		High Static Pressure					Big	Compact Cassette	Mini Duct	Slim Duct			Floor Ceiling
		ARXG 09/12/14/18 KLLAP		ARXG 12/14/18/ 22/24/30/ 36/45/54 KHTAP		ARXG 22/24/30/ 36/45/54 KMLA		ARXG 45/54/60 LHTA		ARXG 72/90/LHTA		AGYG 09/12/14 LVCA	ABYG 18/LVTB, ABYG 24/LVTA	ABYG 30/36/LRTE, ABYG 36/45/54 LRTA	AUYG 07/KVLA	ARYG 07/09/12 KSLAP	ARYG 07/KLLAP	ABYG 14/LVTA	AOYG 36/LBLA5, AOYG 45/LBLA6	UTP-PY03A UTP-PY02A
AUYG 30/36/LRLE, AUYG 36/45/54 LRLA	ARYG 12/14/18 LSLAP		ARYG 12/14/18 LLTB		ARYG 12/14/18/ 24/30/36/ 45/54 LHTBP		ARYG 24/36/45 LMLA, ARYG 30/36/LMLE		ARYG 45/54/60 LHTA	ARYG 72/90/LHTA		AGYG 09/12/14 LVCA	ABYG 18/LVTB, ABYG 24/LVTA	ABYG 30/36/LRTE, ABYG 36/45/54 LRTA	AUYG 07/09/LVLA	ARYG 07/09/SLAP	ARYG 07/09/LLTA	ABYG 14/LVTA	AOYG 36/LBLA5, AOYG 45/LBLA6	UTP-PY03A UTP-PY02A
	• UTY-RNRYZ3			• UTY-RNRYZ3						• UTY-RNRYZ3					• UTY-RNRYZ3 (KVLA)	• UTY-RNRYZ3				
	• UTY-RLRY			• UTY-RLRY						• UTY-RLRY					• UTY-RLRY					
										• UTY-RVNYM										
										• UTY-RNNYM										
• UTY-RSNYM	• UTY-RSRY, UTY-RHRY, UTY-RSNYM	• UTY-RSNYM	• UTY-RSRY, UTY-RHRY, UTY-RSNYM	• UTY-RSRY, UTY-RHRY, UTY-RSNYM	• UTY-RSRY, UTY-RHRY, UTY-RSNYM	• UTY-RSRY, UTY-RHRY, UTY-RSNYM	• UTY-RSRY, UTY-RHRY, UTY-RSNYM	• UTY-RSRY, UTY-RHRY, UTY-RSNYM	• UTY-RSRY, UTY-RHRY, UTY-RSNYM	• UTY-RSRY, UTY-RHRY, UTY-RSNYM	• UTY-RSRY, UTY-RHRY, UTY-RSNYM	• UTY-RSRY, UTY-RHRY, UTY-RSNYM	• UTY-RSRY, UTY-RHRY, UTY-RSNYM	• UTY-RSRY, UTY-RHRY, UTY-RSNYM	• UTY-RSRY, UTY-RHRY, UTY-RSNYM	• UTY-RSRY, UTY-RHRY, UTY-RSNYM	• UTY-RSRY, UTY-RHRY, UTY-RSNYM	• UTY-RSRY, UTY-RHRY, UTY-RSNYM	• UTY-RSRY, UTY-RHRY, UTY-RSNYM	• UTY-RSRY, UTY-RHRY, UTY-RSNYM
																				• UTY-DMMYM
															• UTY-LNTY, UTY-LNTX					
• UTY-LRHYZ2			• UTY-LRHYM				• UTY-LRHYM		• UTY-LRHYM (60)	• UTY-LRHYM							• UTY-LRHYM			
	• UTY-LBTYM			• UTY-LBTYM						• UTY-LBTYM							• UTY-LBTYM			
	• UTY-VMSX			• UTY-VMSX						• UTY-VMSX					• UTY-VMSX (KVLA)	• UTY-VMSX				
• FJ-RC-MBS-1				• FJ-RC-MBS-1						• FJ-RC-MBS-1					• FJ-RC-MBS-1	• FJ-RC-MBS-1 (KSLAP)	• FJ-RC-MBS-1			
	• UTY-VKSX			• UTY-VKSX						• UTY-VKSX					• UTY-VKSX (KVLA)	• UTY-VKSX				
• FJ-RC-KNX-1i				• FJ-RC-KNX-1i						• FJ-RC-KNX-1i					• FJ-RC-KNX-1i	• FJ-RC-KNX-1i (KSLAP)	• FJ-RC-KNX-1i			
• UTY-TFNKZ1	• UTY-TFNKZ1	• UTY-TFSXZ1	• UTY-TFNKZ1	• UTY-TFSXZ1	• UTY-TFNKZ1	• UTY-TFSXZ1	• UTY-TFNKZ1	• UTY-TFSXZ1	• UTY-TFNKZ1	• UTY-TFSXZ1	• UTY-TFNKZ1	• UTY-TFSXZ1	• UTY-TFNKZ1	• UTY-TFSXZ1	• UTY-TFSXZ1 (KVLA), UTY-TFNKZ1 (LVLA)	• UTY-TFSXZ1	• UTY-TFSXZ1 (KLLAP), UTY-TFNKZ1 (LTA)	• UTY-TFNKZ1		
				• FJ-RC-WIFI-1											• FJ-RC-WIFI-1					
										• UTY-TERX										
										• UTY-VTDX UTY-VTGXV										

Control System List For VRF

Type	Refrigerant	Indoor unit										
		Cassette				Duct						
		3D Flow	Compact Grid type / Standard type	Circular Flow (Slim)	Circular Flow (Large)	Mini (With drain pump)	Slim (With drain pump)		Medium Static Pressure	High Static Pressure		Large Airflow Duct (Compact)
R410A	AUXS 018/024 GLEH	AUXB 004/007/009/012/014/018/024GLEH	AUXN 009/012/014 GLAH, AUXM 018/024/030 GLEH	AUXK 018/024/030/034/036/045/054GLEH	ARXK 004/007/009/012/014/018/024GLEH	ARXD 04GALH	ARXD 007/009/012/014/018/024 GLEH	ARXA 024/030/036/045GLEH	ARXC 45/60GATH	ARXC 036/072/090/096GLEH	ARXN 009/012/014/018/024/030 GLBH	
Controllers	Wired Remote Controller	● UTY-RNRYZ3										
		● UTY-RLRY										
	Simple Remote Controller	2-wire type 3-wire type	● UTY-RSRY UTY-RHRY				● UTY-RSRY, UTY-RHRY, UTY-RSKY, UTY-RHKY	● UTY-RSRY UTY-RHRY	● UTY-RSRY, UTY-RHRY, UTY-RSKY, UTY-RHKY	● UTY-RSRY UTY-RHRY	● UTY-RSRY, UTY-RHRY, UTY-RSKY, UTY-RHKY	
	Wireless Remote Controller	● UTY-LNHY										
	Group Remote Controller	● UTY-CGGY + UTY-VGGXZ1										
	Central Remote Controller	● UTY-DCGYZ1										
	Touch Panel Controller	● UTY-DTGYZ1										
	System Controller, System Controller Lite	● UTY-APGXZ1, UTY-ALGXZ1										
Interface	BACnet Gateway	● UTY-ABGXZ1, UTY-VBGX										
	Network Converter for LonWorks	● UTY-VLGX										
	MODBUS Converter	● UTY-VMSX										
	MODBUS Converter	● UTY-VMGX										
	KNX Converter	● UTY-VKSX										
	KNX Converter	● UTY-VKGX										
	Wireless LAN Interface	● UTY-TFSXZ1	● UTY-TFSXZ1									
	External Switch Controller	● UTY-TERX										
	Network Converter for Single split	DC Power Supply Type AC Power Supply Type	● UTY-VTGX UTY-VTGXV									



Indoor unit										
Duct	Floor		Ceiling/ Floor	Ceiling	Wall Mounted					
Large Airflow Duct (Large)	—	EEV external			—	EEV external	—	EEV external	—	
ARXN 18/24/30/ 34/36/45 GATH	AGYA 004/007/ 009/012/014 GCEH	AGYE 004/007/ 009/012/014 GCEH	ABYA 012/014/018/ 024GTEH	ABYA 030/036/045/ 054GTEH	ASYA 004/007/009 GTEH	ASYE 004/007/009 GTEH	ASVA 012/014GCEH	ASVE 012/014GCEH	ASVA 18/24GBCH	ASVA 030/034GTEH
● UTY-RNRYZ3										
● UTY-RLRY										
● UTY-RSRY, UTY-RHRY, UTY-RSKY, UTY-RHKY	● UTY-RSRY UTY-RHRY						● UTY-RSRY, UTY-RHRY, UTY-RSKY, UTY-RHKY	● UTY-RSRY UTY-RHRY		
● UTY-LNHY										
● UTY-CGGY + UTY-VGGXZ1										
● UTY-DCGYZ1										
● UTY-DTGYZ1										
● UTY-APGXZ1, UTY-ALGXZ1										
● UTY-ABGXZ1, UTY-VBGX										
● UTY-VLGX										
● UTY-VMSX										
● UTY-VMGX										
● UTY-VKSX										
● UTY-VKGX										
● UTY-TFSXZ1						● UTY-TFSXZ1		● UTY-TFSXZ1		
● UTY-TERX										
● UTY-VTGX UTY-VTGXV										

Optional Parts Overview

For Split & Multi Split, VRF

Various optional parts are provided to install the selected indoor unit properly according to the environment.

Optional Parts For Cassette



Human Sensor Kit

The room temperature can be controlled by detecting the temperature accurately from the built-in sensor



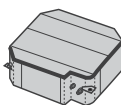
Cassette Grille

Cassette grille lineup matching the various interior is available. In addition, grid ceiling type cassette grille is also added to the lineup.



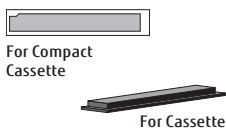
Fresh Air Intake Kit

Fresh air can be taken in by a fan which can be connected using external control unit.



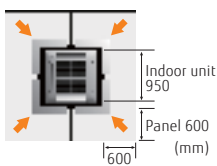
Insulation for High Humidity

For Compact Cassette type/ Cassette type
Insulation for High Humidity is used when the installation location is in the high humidity environment.



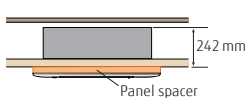
Air Outlet Shutter Plate

According to the installation site, the number of outlet directions can be changed to 3 directions by Air Outlet Shutter Plate.



Wide Panel

When the cassette type is installed at the narrow space above ceiling, the space can be filled in by Wide Panel.

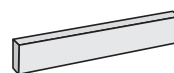


Panel Spacer

When the space above the ceiling is low and the main body is projected out of the ceiling surface, Panel Spacer can be used as decoration



Optional Parts For Floor




Half Concealed Kit

This kit is used to half conceal floor type indoor unit into the wall.



Optional Parts For Duct & Ceiling



Auto Louver Grille Kit
Simple flat Auto louver will provide comfort airflow and harmonize with luxury Interior



Remote Sensor Unit
New amenity space can be offered by installing the Remote sensor.



Long Life Filter
Grit and dust can be caught sufficiently. In consideration of running cost, long-life design is achieved.



Flange
Flange is used for Medium Static Pressure Duct type and Ceiling type to connect between pipes.



Drain Pump Unit
This device can drain the collected water during operation.

Connection Parts



For Wall Mounted type

Communication Kit
For wall mounted type, this kit is required when External Connect kit & Set or wired remote controller is connected to indoor unit.



For Wall Mounted type


External Input and Output PCB
For Wall mounted, Duct, or Cassette type, these parts are required when external input and output function is used.



For Duct and Cassette type



External Input and Output PCB Box & Bracket
These are the box and bracket for installing the External input and output PCB



External Connect Kit & Set
These wires can connect between the product PCB and external device.



Connection Units
Connection units are provided to separate the pipes at the connection of multiple indoor units in Multi type or VRF system.



NEW

External Power Supply Unit
External Power Supply Unit can protect the units in the system even if some powers of indoor units are shut down in the system.

Auto Louver Grille Kit

UTD-GXTA-W / UTD-GXTB-W / UTD-GXTC-W

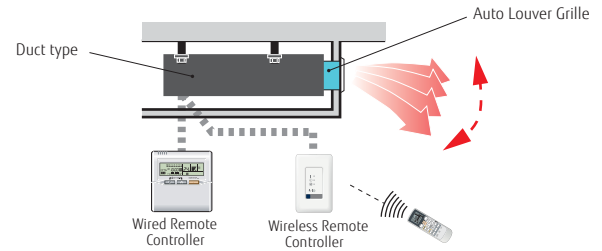


Simple flat Auto Louver will provide comfort airflow and harmonize with luxury interior.

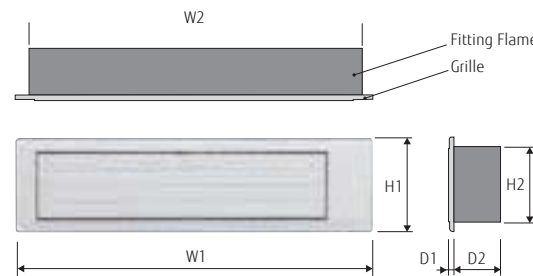


Flexible Control

- **Operation with indoor unit**
Auto Louver can be operated by synchronizing remote controller of indoor unit.
- **UP and Down auto swing**
 - Auto airflow direction and auto swing
 - 4 steps selectable
- **Auto-closing louver**
When operation of indoor unit is stopped, the louver will automatically close.



Dimensions



Unit:mm

Model Name	W1	W2	H1	H2	D1	D2
UTD-GXTA-W	683	645	180	148	9	84
UTD-GXTB-W	883	845				
UTD-GXTC-W	1,083	1,045				

Specifications

Model name		UTD-GXTA-W		UTD-GXTB-W		UTD-GXTC-W	
Applicable Indoor Unit		ARYG07/09LLTA ARYG12/14LLTB ARXD007/009/012/014GLEH (For VRF) ARXK007/009/012/014GLEH (For VRF) ARXD04GALH (For VRF)		ARYG18LLTB ARXD018GLEH (For VRF) ARXK018GLEH (For VRF)		ARXD024GLEH (For VRF) ARXK024GLEH (For VRF)	
Power Supply		Connecting with Control box of indoor unit					
Fixing of Auto Louver Grille		Screw fixing to Flange or Square Duct					
Extension Square Duct Limit		1.0m (Max. duct length between indoor unit and Grille)					
Net Dimension (H × W × D)		mm	180×683×(84+9)	180×883×(84+9)	180×1083×(84+9)		
Weight	Net	kg (lbs)	2.0 (4.4)	2.5 (5.6)	3.0 (6.7)		
	Gross		3.0 (6.7)	3.5 (7.8)	4.0 (8.9)		
Color		White					
Louver Motor		Stepping Motor					
Accessories		Fitting Flame, etc.					
Operation range	Cooling	°C	18 to 32				
		% RH	80% or less				
	Heating	°C	16 to 30				

External Power Supply Unit

UTZ-GXXA

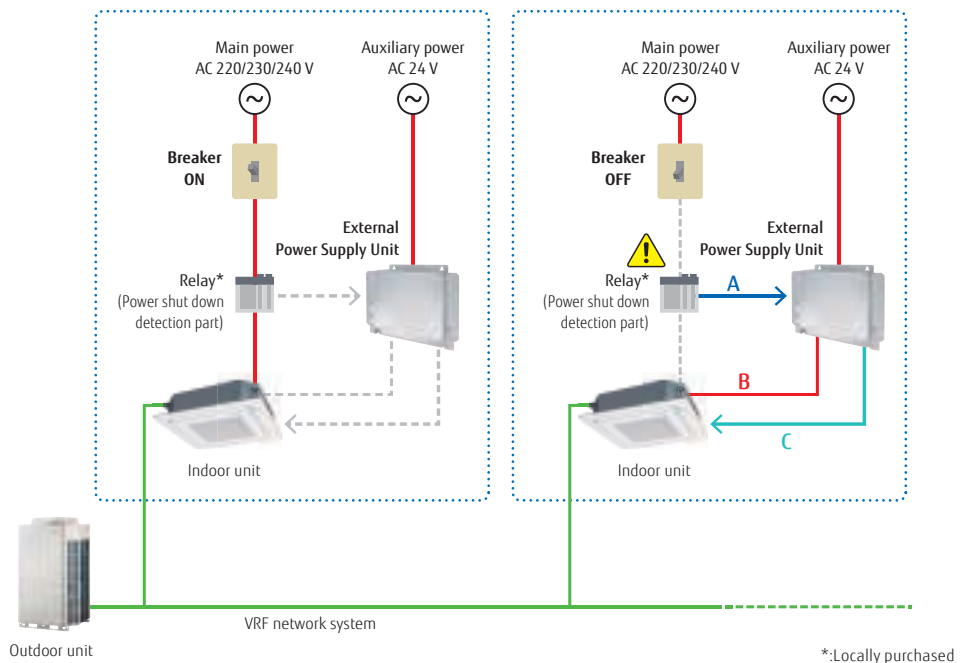


External Power Supply Unit can protect the units in the system even if some powers of indoor units are shut down in the system.

Power is supplied to the indoor unit from auxiliary power by connecting to External Power Supply Unit. This makes it possible to operate continuously without system error.

High Reliability

- A: Main power shut down can be detected at power shut down detection part.
- B: The power for indoor unit expansion valve drive, etc. is supplied. (DC 12V, 5V)
- C: Power supply from External Power Supply Unit is notified.

















Note

- When changing the power supply voltage to AC24V, use a power transformer with an insulation structure equivalent to CLASS 2.
- Indoor units that are powered off and driven by an External Power Supply Unit are handled in the same manner as operation off units in the electricity charge apportionment function. Since standby power may be charged to them, the electricity charge apportionment result for them may not be 0.

Specifications

Model name	UTZ-GXXA
Power Supply	AC 24 V 50/60 Hz, single phase
Dimensions (H × W × D) (mm)	65 × 186 × 178
Weight (g)	500

Optional Parts List For Split/Multi Split

Type	Refrigerant	Indoor unit							
		Cassette			Duct				
		4-way Flow Compact	Circular Flow	4-way Flow	Mini	Slim	Medium Static Pressure (Compact & Comfort)	Medium Static Pressure (Standard)	High Static Pressure
	R32	AUXG 09/12/14/ 18/22/24 KVL A	AUXG 18/22/24/ 30/36/45/54 KRL B			ARXG 09/12/14/18 KLL AP	ARXG 12/14/18/22/ 24/30/36/45/54 KHT AP	ARXG 22/24/30/36/45 KML A	ARXG45/54KHTA
	R410A	AUYG12/14/18LVLB, AUYG24LVL A	AUXG 18/24/30/ 36/45/54 LRL B	AUYG30/36LRL E, AUYG36/45/54LRL A	ARYG12/14/18LSL AP	ARYG12/14/18LLT B	ARYG 12/14/18/24/ 30/36/45/54 LHT BP	ARYG24/36/45LML A, ARYG30/36LML E	ARYG45/54/60LHTA
Human Sensor Kit			● UTY-SHZXC						
Remote Sensor Unit	 New amenity space can be offered by installing the Remote sensor.						● UTY-XSZX		
Cassette Grille	 UTG-UFYF-W UTG-UFYD-W UTG-UGYA-W UTG-UKYA-W UTG-UKYC-W UTG-UKYA-B	● UTG-UFYF-W (KVL A), UTG-UFYD-W (LVL A,LVL B)	● UTG-UKYA-W, UTG-UKYC-W, UTG-UKYA-B	● UTG-UGYA-W					
Auto Louver Grille Kit					● UTD-GXTA-W (09/12/14) UTD-GXTB-W (18)				
Long Life Filter							● UTD-LFNA (36/45/54) UTD-LFNB (18/22/24/30) UTD-LFNC (12/14)	● UTD-LF25NA	● UTD-LF60KA (45/54)
Flange								● UTD-SF045T UTD-RF204	
Drain Pump Unit								● UTZ-PX1NBA	
Wide Panel	 Indoor unit 600 (mm) Panel 600 (mm)		● UTG-AKXA-W						
Panel Spacer	 242 mm Panel spacer		● UTG-BKXA-W						
Fresh Air Intake Kit	 For Compact Cassette For Cassette	● UTZ-VXAA	● UTZ-VXRA						
Air Outlet Shutter Plate	 For Compact Cassette For Cassette	● UTR-YDZB	● UTR-YDZK						
Insulation for High Humidity	 For Compact Cassette type/ Cassette type	● UTZ-KXGC	● UTZ-KXRA						
Half Concealed Kit	 This kit is used to half conceal floor type indoor unit into the wall.								
Remote Controller Holder									



Indoor unit								
Duct	Floor	Ceiling	Wall Mounted		Multi Split			
Big					4-way flow Compact Cassette	Mini Duct	Slim Duct	Floor Ceiling
			ASYG07/09/12KPCA		AUYG07KVLA	ARYG07/09/12KSLAP	ARYG07KLLAP	
ARYG72/90LHTA	AGYG09/12/14LVCA	ABYG30/36LRTE, ABYG36/45/54LRTA		ASYG07/09/12LLCE	AUYG07/09LVLA	ARYG07/09LSLAP	ARYG07/09LLTA	ABYG14LVTA
● UTY-XSZX							● UTY-XSZX	
					● UTG-UFYF-W (KVLA), UTG-UFYD-W (LVLA)			
							● UTD-GXTA-W (09/12)	
● UTD-LFKA								
		● UTD-RF204						
● UTZ-PX1NAB		● UTR-DPB24T						
					● UTZ-VXAA			
					● UTR-YDZB			
					● UTZ-KXGC			
	● UTR-STA							
				● UTZ-RXLA				

• There are no optional parts for Floor/Ceiling type.

Optional Parts List For VRF

Type	Refrigerant	Indoor unit									
		Cassette				Duct					
		3D Flow	Compact Grid type / Standard type	Circular Flow (Slim)	Circular Flow (Large)	Mini (With drain pump)	Slim (With drain pump)		Medium Static Pressure	High Static Pressure	
R410A	AUXS 018/024GLEH	AUXB 004/007/009/ 012/014/018/024 GLEH	AUXN 009/012/014 GLAH, AUXM 018/024/030 GLEH	AUXK 018/024/030/ 034/036/045/ 054GLEH	ARXK 004/007/009/ 012/014/018/024 GLEH	ARXD 04GALH	ARXD 007/009/012/ 014/018/024 GLEH	ARXA 024/030/036/045 GLEH	ARXC 45/60GATH	ARXC 036/072/090/096 GTEH	
IR Receiver Unit		● UTY-TRHX		● UTY-LBHXD	● UTY-TRHX	● UTB-YWC	● UTY-TRHX	● UTB-YWC	● UTY-TRHX	● UTB-YWC	● UTY-TRHX
Human Sensor Kit				● UTY-SHZXC							
Remote Sensor Unit	 New amenity space can be offered by installing the Remote sensor.						● UTY-XSZX				
Cassette Grille	 UTG-USYA-W UTG-UFYE-W UTG-UFYC-W UTG-UKYC-W UTG-UKYA-B	● UTG-USYA-W	● UTG-UFYE-W UTG-UFYC-W	● UTG-UKYC-W UTG-UKYA-B							
Auto Louver Grille Kit						● UTD-GXTA-W, UTD-GXTB-W (18), UTD-GXTC-W (24)					
Long Life Filter								● UTD-LF25NA	● UTD-LF60KA (45/60/036)		
Flange								● UTD-SF045T UTD-RF204			
Drain Pump Unit								● UTZ-PXINBA			
Wide Panel	 Indoor unit 550 Panel 600 (mm) Panel			● UTG-AKXA-W							
Panel Spacer	 142mm Panel spacer			● UTG-BKXA-W							
Fresh Air Intake Kit*1	 For Compact Cassette		● UTZ-VXAA	● UTZ-VXRA							
Air Outlet Shutter Plate	 For Compact Cassette For Cassette		● UTR-YDZB	● UTR-YDZK							
Insulation for High Humidity	 For Compact Cassette type/ Cassette type		● UTZ-KXGC	● UTZ-KXRA							
Half Concealed Kit	 This kit is used to half conceal floor type indoor unit into the wall.										
External Power Supply Unit				● UTZ-GXXA				● UTZ-GXXA		● UTZ-GXXA	



Indoor unit									
Duct		Floor		Floor / Ceiling		Wall Mounted			
Large Airflow Duct (Compact)	Large Airflow Duct (Large)	—	EEV external	Floor / Ceiling	Ceiling	—	EEV external	—	—
ARXN 009/012/014/ 018/024/030 GLBH	ARXN 18/24/30/ 34/36/45 GATH	AGYA 004/007/ 009/012/014 GCEH	AGYE 004/007/ 009/012/014 GCEH	ABYA 012/014/018/024 GTEH	ABYA 030/036/045/054 GTEH	AS YA 004/007/009 GTEH, AS YA 012/014GCEH	AS YE 004/007/009 GTEH, AS YE 012/014GCEH	AS YA 18/24GBCH	AS YA 030/034GTEH
● UTB-YWC									
● UTY-XSZX									
● UTD-GXTCW (009/012/014)									
● UTD-LF25NA(018) UTD-LFNA(024/030)									
● UTD-SF045T(018) UTD-RF204(018)					● UTD-RF204				
● UTZ-PX1NBA(018)					● UTR-DPB24T				
			● UTR-STA						
					● UTZ-GXXA				
									● UTZ-GXXA





Function List For Split/Multi Split

External Input and Output Function/External Connect Kit/Communication Kit

Type	Refrigerant	Indoor unit													
		Wall Mounted										Cassette			
		Flagship Range	Designer Range	Standard Range	ECO Range		Designer Range		Standard Range		ECO Range	4-way Flow Compact	Circular Flow		
R32	ASYG 12KXCA	ASYG 07/09/12/14 KGTB	ASYG 07/09/12/14 KMTB	ASYG 18/24KMTA	ASYG 07/09/12 KP-CA	ASYG 18/24KLCA							AUXG 09/12/14/18/22/24 KVLA	AUXG 18/22/24/30/36/45/54KRLB	
R410A							ASYG 09/12LTC A	ASYG 07/09/12/14 LUCA	ASYG 07/09/12/14 LMCE	ASYG 18/30LFCA, ASYG24LFCC	ASYG 30/36LMTA	ASYG 07/09/12 LLCE	AUYG 12/14/18 LVLB, AUYG24LVLA	AUXG 18/24/30/36/45/54 LRLB	
Input	Operation/Stop		● UTY-XCSXZ2+ UTY-XWZX	● UTY-TWBXF2+ UTY-XWZXZ5	● UTY-XCSXZ2+ UTY-XWZXZ5			● UTY-XWZXZ5 + UTY-TWBXF2	● UTY-XWZXZ5+ UTY-XCBXZ2	● UTY-XWZX	● UTY-XWZX or ● UTY-XWZX +UTY-XCSXZ2 +UTZ-GXXB		● PCB Terminal or ● UTY-XCSX +UTZ-GXRA	● UTY-XWZX	● PCB Terminal or ● UTY-XCSX +UTZ-GXRA
	Batch Stop														
	Forced Stop		● UTY-XCSXZ2+ UTY-XWZX	● UTY-TWBXF2+ UTY-XWZXZ5	● UTY-XCSXZ2+ UTY-XWZXZ5			● UTY-XWZXZ5 + UTY-TWBXF2	● UTY-XWZXZ5+ UTY-XCBXZ2	● UTY-XWZX	● UTY-XWZX or ● UTY-XWZX +UTY-XCSXZ2 +UTZ-GXXB		● PCB Terminal	● UTY-XWZX	● PCB Terminal
	Emergency Stop														
	Forced Thermostat off		● UTY-XCSXZ2+ UTY-XWZX		● UTY-XCSXZ2+ UTY-XWZXZ5						● UTY-XWZX or ● UTY-XWZX +UTY-XCSXZ2 +UTZ-GXXB		● UTY-XCSX +UTZ-GXRA		● UTY-XCSX +UTZ-GXRA
	Low Noise Mode Operation														
	Cooling / Heating Priority														
	Outdoor Unit Operation Peak Control														
Output	Operation Status		● UTY-XCSXZ2+ UTY-XWZX	● UTY-TWBXF2+ UTY-XWZXZ5	● UTY-XCSXZ2+ UTY-XWZXZ5		○ UTY-XWZXZ5 + UTY-TWBXF2	○ UTY-XWZXZ5+ UTY-XCBXZ2	○ UTY-XWZX	● UTY-XWZX ● UTY-XWZX +UTY-XCSXZ2 +UTZ-GXXB		● UTY-XWZXZG or ○ UTY-XCSX+ UTZ-GXRA	○ UTY-XWZX	● UTY-XWZXZG or ○ UTY-XCSX+ UTZ-GXRA	
	Error Status		● UTY-XCSXZ2+ UTY-XWZX	● UTY-TWBXF2+ UTY-XWZXZ5	● UTY-XCSXZ2+ UTY-XWZXZ5		○ UTY-XWZXZ5 + UTY-TWBXF2	○ UTY-XWZXZ5+ UTY-XCBXZ2		● UTY-XWZX ● UTY-XWZX +UTY-XCSXZ2 +UTZ-GXXB		● UTY-XWZXZG or ○ UTY-XCSX+ UTZ-GXRA		● UTY-XWZXZG or ○ UTY-XCSX+ UTZ-GXRA	
	Compressor status		● UTY-XCSXZ2+ UTY-XWZX												
	Indoor Unit Fun Operation Status		● UTY-XCSXZ2+ UTY-XWZX		● UTY-XCSXZ2+ UTY-XWZXZ5					● UTY-XWZX ● UTY-XWZX +UTY-XCSXZ2 +UTZ-GXXB		● UTY-XWZXZG or ○ UTY-XCSX+ UTZ-GXRA	● UTZ-VXAA*1	● UTY-XWZXZG or ○ UTY-XCSX+ UTZ-GXRA	
	Set point attainment status										● UTY-XWZX*2				
	Auxiliary Heater Output												● UTY-XWZXZG or ○ UTY-XCSX+ UTZ-GXRA		● UTY-XWZXZG or ○ UTY-XCSX+ UTZ-GXRA
	Base Heater														

*1: This wire is included in Fresh air intake kit (UTZ-VXAA or UTZ-VXRA) *2: This function is for installing at server room.

For SPLIT/MULTI SPLIT/SIMULTANEOUS MULTI

<p>Communication Kit</p>  <p>UTU-TWBXF2 UTU-TWRX UTU-XWZX UTU-XCBXZ2</p>	<p>External input and output PCB</p>  <p>UTU-XCSXZ2 for Wall Mounted type UTU-XCSX for Duct and Cassette type</p>	<p>External input and output PCB Box</p>  <p>UTZ-GXXB UTZ-GXRA</p>	<p>External input and output PCB Bracket</p>  <p>UTZ-GXNA</p>
--	---	---	---



Indoor unit										Multi split			Outdoor unit							
Cassette	Duct									Floor	Floor/ Ceiling	Ceiling	Mini Duct	Slim Duct	Compact Cassette	Single Split	Single Phase		Simultaneous Multi	
	4-way Flow	Mini	Slim		Medium Static Pressure (Compact & Comfort)		Medium Static Pressure (Standard)		High Static Pressure								Big	8 Rooms Multi		
		ARXG 09/12/14/ 18KLLAP		ARXG 12/14/18/ 22/24/30/ 36/45/54 KHTAP		ARXG 22/24/30/ 36/45 KMILA		ARXG 45/54 KHTA				ARXG 07/09/12/ 14KSLAP	ARXG 07KLLAP	AUXG 07KVLA						
AUYG 30/36/LRL,LE, AUYG 36/45/54 LRLA	ARYG 12/14/18 LSLAP		ARYG 12/14/18 LLTB	ARYG 12/14/18/ 24/30/36/ 45/54 LHTBP		ARYG 24/36/45 LMLA, ARYG 36/LMLE		ARYG 45/54/60 LHTA	ARYG 72/90/LHTA	AGYG 09/12/14 LVCA	ABYG 18/LYTB, ABYG 24/LVTA	ABYG 30/36/LRTE, ABYG 36/45/54 LRTA	ARYG 07/09/LSLAP	ARYG 07/09/LLTB	AUYG 07/09/LVLA	AOYG 36/45/54/ 60/LATT	AOYG 45/54/LBTA, AOYG 72/90/LHTA	AOYG 45/LBTB	AOYG 36/45/LBTB	AOYG 36/45/54 LATT
● UTY-XWZX	● PCB Terminal		● UTD- ECSSA	● PCB Terminal or ● UTY-XCSX +UTZ-GXRA		● PCB Terminal		● UTD-ECSSA	● PCB Terminal or ● UTY-XCSX		● UTY-XWZX			● PCB Terminal						
																			● UTY- XWZXZ3	
● UTY-XWZX	● PCB Terminal		● UTD- ECSSA	● PCB Terminal		● UTD-ECSSA		● PCB Terminal		● UTY-XWZX				● PCB Terminal						
																			● UTY- XWZXZ3	
				● UTY-XCSX				● UTD-ECSSA	● UTY-XCSX											
																● UTY- XWZXZ2	● UTY- XWZXZ3		○ UTY- XWZXZ2	
																	● UTY- XWZXZ3			
																● UTY- XWZXZ2	● UTY- XWZXZ3		○ UTY- XWZXZ2	
○ UTY-XWZX	● UTY-XWZXZG		○ UTD- ECSSA	● UTY-XWZXZG or ○ UTY-XCSX+UTZ-GXNA	● UTY- XWZXZG		○ UTD-ECSSA		● UTY- XWZXZG or UTY- XCSX		○ UTY-XWZX			● UTY-XWZXZG						
				● UTY-XWZXZG or ○ UTY-XCSX+UTZ-GXNA												● UTY- XWZXZ2	● UTY- XWZXZ3	○ UTY- XWZXZ3	○ UTY- XWZXZ2	
																● UTY- XWZXZ2	● UTY- XWZXZ3	○ UTY- XWZXZ3	○ UTY- XWZXZ2	
● UTZ- VXRA ¹	● UTY-XWZXZG		● UTD- ECSSA	● UTY-XWZXZG or ○ UTY-XCSX+UTZ-GXNA	● UTY- XWZXZG		● UTD-ECSSA		● UTY- XWZXZG or UTY- XCSX					● UTD- ECSSA	● UTY-XWZXZG					
	● UTY-XWZXZG		● UTD- ECSSA	● UTY-XWZXZG or ○ UTY-XCSX+UTZ-GXNA	● UTY- XWZXZG		● UTD-ECSSA		● UTY- XWZXZG or UTY- XCSX					● UTY-XWZXZG						
																				● UTY- XWZXZ4

●: Dry Contact ○: Apply Voltage


Communication system

External Connect Kit

For Indoor Unit



UTY-XWZX



UTY-XWZXZ5



UTY-XWZXZG

For Outdoor Unit



UTY-XWZXZ2



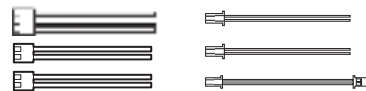
UTY-XWZXZ3



UTY-XWZXZ4

External Control Set

For Indoor unit



UTD-ECSSA

Function List For VRF

External Input and Output Function/External Connect Kit

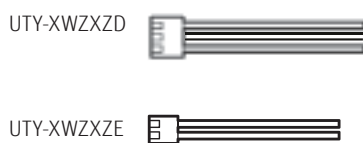
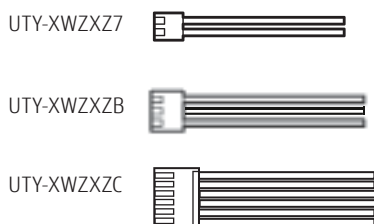
Type	Refrigerant	Indoor unit										
		Cassette			Duct						Floor	
		3D Flow	Compact Grid type / Standard type	Circular Flow	Mini (With drain pump)	Slim (With drain pump)	Medium Static Pressure	High Static Pressure	Large Airflow Duct (Compact)	Large Airflow Duct (Large)	—	EEV external
	R410A	AUXS 018/024 GLEH	AUXB 004/007/009/ 012/014/018/ 024GLEH	AUXN 009/012/014 GLAH, AUXM 018/024/030 GLEH, AUXK 018/024/030/ 034/036/045/ 054GLEH	ARXK 004/007/009/ 012/014/018/ 024GLEH	ARXD 007/009/012/ 014/018/024 GLEH, ARXD 04GALH	ARXA 024/030/036/ 045GLEH	ARXC 036/072/090/ 096GTEH, ARXC 45/60GATH	ARXN 009/012/014/ 018/024/030 GLBH	ARXN 18/24/30/ 34/36/45 GATH	AGYA 004/007/ 009/012/014 GCEH	AGYE 004/007/ 009/012/014 GCEH
Input	Operation / Stop	● UTY-XWZXZD ○ UTY-XWZXZB										
	All On / All Off											
	Batch Stop											
	Forced Stop	● UTY-XWZXZD ○ UTY-XWZXZB										
	Emergency Stop	● UTY-XWZXZD ○ UTY-XWZXZB										
	Forced Thermostat off	● UTY-XWZXZE ○ UTY-XWZXZ7										
	Low Noise Mode Operation											
	Cooling/ Heating Priority											
	Outdoor Unit Operation Peak Control											
	Power Usage Information from Electricity Meter											
Indoor	Operation Status	● UTY-XWZXZC										
	Error Status	● UTY-XWZXZC										
	Indoor Unit Fun Operation Status	● UTY-XWZXZC										
	Auxiliary Heater Output				● UTY-XWZXZC							
	Base Heater											

*2: Touch Panel Controller has these functions for Dry contact and Apply voltage, however, above External Connect Kit is not necessary because Touch Panel Controller has an external input terminal block.

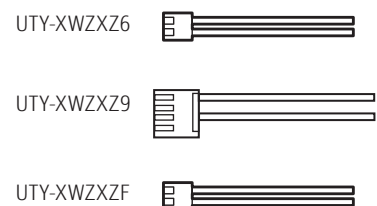
Communication system

External Connect Kit

For Indoor unit



For Outdoor unit





Floor / Ceiling		Indoor unit				Outdoor unit						Controller		Other	
		Wall Mounted				J-III L	J-III	J-II S	V-III	V-III Tropical	VR-II	Central Remote Controller	Touch Panel Controller	RB Unit	
ABYA 012/014/018/ 024GTEH	ABYA 030/036/045/ 054GTEH	ASYA 004/007/009 GTEH, ASYA 012/014GCEH	ASYE 004/007/009 GTEH, ASYE 012/014GCEH	ASYA 18/24GBCH	ASYA 030/034GTEH	AJY 072/090/108/ 126/144/162 LELAH	AJY 040/045/054 LBLAH, AJY 040/045/054 LELAH	AJY 040/045/054 LCLAH	AJY 072/090/108/ 126/144/162 LNLBH	AJY 072/090/108/ 126/144/162 LALBH	AJY A72/A90/ 108/126/144 GALH	UTY-DCGYZ1	UTY-DTGYZ1	UTP-RX01AH UTP-RX01BH UTP-RX01CH UTP-RX04BH	
		● UTY-XWZXZD ○ UTY-XWZXZB													
												●UTY- XWZXZ7 ○UTY- XWZXZ8	●*2 ○*2		
						● UTY-XWZXZ6									
		● UTY-XWZXZD ○ UTY-XWZXZB													
		● UTY-XWZXZD ○ UTY-XWZXZB				● UTY-XWZXZ6						●UTY- XWZXZ7 ○UTY- XWZXZ8	●*2 ○*2		
		● UTY-XWZXZE ○ UTY-XWZXZ7													
						● UTY-XWZXZ6									
						● UTY-XWZXZ6							●UTY- XWZXZ6 ○UTY- XWZXZ8		
						● UTY-XWZXZ6									
						● UTY-XWZXZF							●*2 ○*2		
		● UTY-XWZXZC				○ UTY-XWZXZ6						○UTY- XWZXZA	○UTY- XWZXZA		
		● UTY-XWZXZC				○ UTY-XWZXZ6						○UTY- XWZXZA	○UTY- XWZXZA		
		● UTY-XWZXZC													
						● UTY-XWZXZ9			● UTY-XWZXZ9						

●: Dry Contact ○: Apply Voltage

For RB unit

UTY-XWZXZ6

UTY-XWZXZB

For Central Remote Controller

UTY-XWZXZ7

UTY-XWZXZ8

UTY-XWZXZA







For Touch Panel Controller

UTY-XWZXZA

Separation Tube etc.





















For SPLIT/MULTI SPLIT/SIMULTANEOUS MULTI











Separation Tube			Branch Box
<p>UTP-SX236A / UTP-SX254A For 3-phase Simultaneous Multi</p> <p>UTP-SX272A For Simultaneous Multi Twin / Triple / Double Twin</p> 	<p>UTP-SX354A For 3-phase Simultaneous Multi</p> <p>UTP-SX372A For Simultaneous Multi Twin / Triple / Double Twin</p> 	<p>UTP-SX248A For 8 Rooms Multi</p> <p>Liquid pipe</p>  <p>Gas pipe</p> 	<p>UTP-PY03A UTP-PY02A For 8 Rooms Multi</p>  <p>3 zones type</p>  <p>2 zones type</p>







For VRF

Separation Tube			
<p>UTP-AX054A</p> <p>Gas Pipe</p>  <p>Liquid Pipe</p> 	<p>UTP-AX090A</p> <p>Gas Pipe</p>  <p>Liquid Pipe</p> 	<p>UTP-AX180A</p> <p>Gas Pipe</p>  <p>Liquid Pipe</p> 	<p>UTP-AX567A</p> <p>Gas Pipe</p>  <p>Liquid Pipe</p> 
<p>UTP-BX090A</p> <p>Suction Gas Pipe</p>  <p>Discharge Gas Pipe</p>  <p>Liquid Pipe</p> 	<p>UTP-BX180A</p> <p>Suction Gas Pipe</p>  <p>Discharge Gas Pipe</p>  <p>Liquid Pipe</p> 	<p>UTP-BX567A</p> <p>Suction Gas Pipe</p>  <p>Discharge Gas Pipe</p>  <p>Liquid Pipe</p> 	<p>UTP-LX180A For DX-Kit</p> 

Header




<p>UTR-H0906L / UTR-H1806L</p> <p>Gas Pipe</p>  <p>Liquid Pipe</p> 	<p>UTR-H0908L / UTR-H1808L</p> <p>Gas Pipe</p>  <p>Liquid Pipe</p> 	<p>UTR-J0906A / UTR-J1806A</p> <p>Suction Gas Pipe</p>  <p>Discharge Gas Pipe</p>  <p>Liquid Pipe</p> 	<p>UTP-J0908A / UTP-J1808A</p> <p>Suction Gas Pipe</p>  <p>Discharge Gas Pipe</p>  <p>Liquid Pipe</p> 
---	---	--	---

Outdoor Unit Branch Kit

<p>UTP-CX567A</p> <p>Gas Pipe</p>  <p>Liquid Pipe</p> 	<p>UTP-DX567A</p> <p>Suction Gas Pipe</p>  <p>Discharge Gas Pipe</p>  <p>Liquid Pipe</p> 
--	--



For VRF

EV Kit	RB Unit		
Model code ≤ 09 : UTR-EV09XB Model code ≥ 12 : UTR-EV14XB For Compact Wall Mounted type	UTP-RX01AH / UTP-RX01BH / UTP-RX01CH Single type	UTP-RX04BH Multi type	
			

Specifications

Separation Tube

Model name	UTP-AX054A	UTP-AX090A	UTP-AX180A	UTP-AX567A
Total cooling capacity of indoor unit (kW)	19.6 or less	28.0 or less	28.1 to 56.0	56.1 or more

Model name	UTP-BX090A	UTP-BX180A	UTP-BX567A
Total cooling capacity of indoor unit (kW)	28.0 or less	28.1 to 56.0	56.1 or more

Header

Model name	3-6 Branches	UTR-H0906L	UTR-H1806L
	3-8 Branches	UTR-H0908L	UTR-H1808L
Total cooling capacity of indoor unit (kW)	28.0 or less		28.1 to 56.0

Model name	3-6 Branches	UTP-J0906A	UTP-J1806A
	3-8 Branches	UTP-J0908A	UTP-J1808A
Total cooling capacity of indoor unit (kW)	28.0 or less		28.1 to 56.0

Outdoor unit Branch kit

Model name	UTP-CX567A (for V-III/V-III Tropical)	UTP-DX567A (for VR-II)
Number of outdoor unit	2 outdoor units	1
	3 outdoor units	2

EV Kit

Model name	UTR-EV09XB		UTR-EV14XB	
Application model	ASYE004GTEH ASYE007GTEH ASYE009GTEH	AGYE004GTEH AGYE007GTEH AGYE009GTEH	ASYE012GCEH ASYE014GCEH	AGYE012GCEH AGYE014GCEH

RB Unit

Type	Single type			Multi type
Model name	UTP-RX01AH	UTP-RX01BH	UTP-RX01CH	UTP-RX04BH
Power source	V/Ø/Hz 230/ 1 / 50			
Input power	W 17	24	31	96
Number of branches	1	1	1	4
Maximum capacity of connectable indoor units (Q)	kW $Q \leq 8.0$	$Q \leq 18.0$	$Q \leq 28.0$	$Q \leq 56.1^{*1}$
Maximum capacity of connectable indoor units per branch (Q)	kW $Q \leq 8.0$	$Q \leq 18.0$	$Q \leq 28.0$	$Q \leq 18.0$
Maximum number of connectable indoor units per branch	3	8	8	8
Dimensions (H×W×D)	mm 198×298×268			260×658×428

*1: In case of two RB units connected in series (total 8-branches), maximum capacity of connectable indoor units is up to 56.0 kW.

Residential

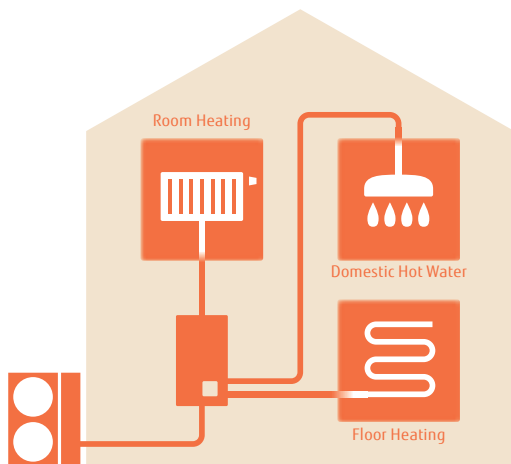
AIR TO WATER

- 280 Home Heating Air to Water Overview
- 282 Technology
- 283 WATERSTAGE™ Lineup



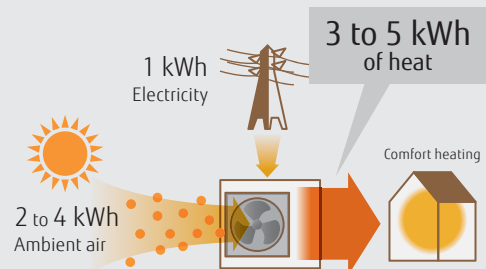
WATERSTAGE™

- 284 Split Type/Split DHW Integrated Type *New Super High Power series
- 286 Case Studies
 - Installation Limitations
- 288 Optional Parts
- 290 Specifications & Dimensions



What's a Heat Pump ?

Absorbing free energy from the atmosphere. Heat pump system requires only 1 kW of electricity to generate 3 to 5 kW thermal energy.



Complete Solution meets various needs

The clean energy produced by WATERSTAGE™ reliably delivers “comfort” to all spaces in the home up to the living room, bedrooms, bath, and swimming pool.

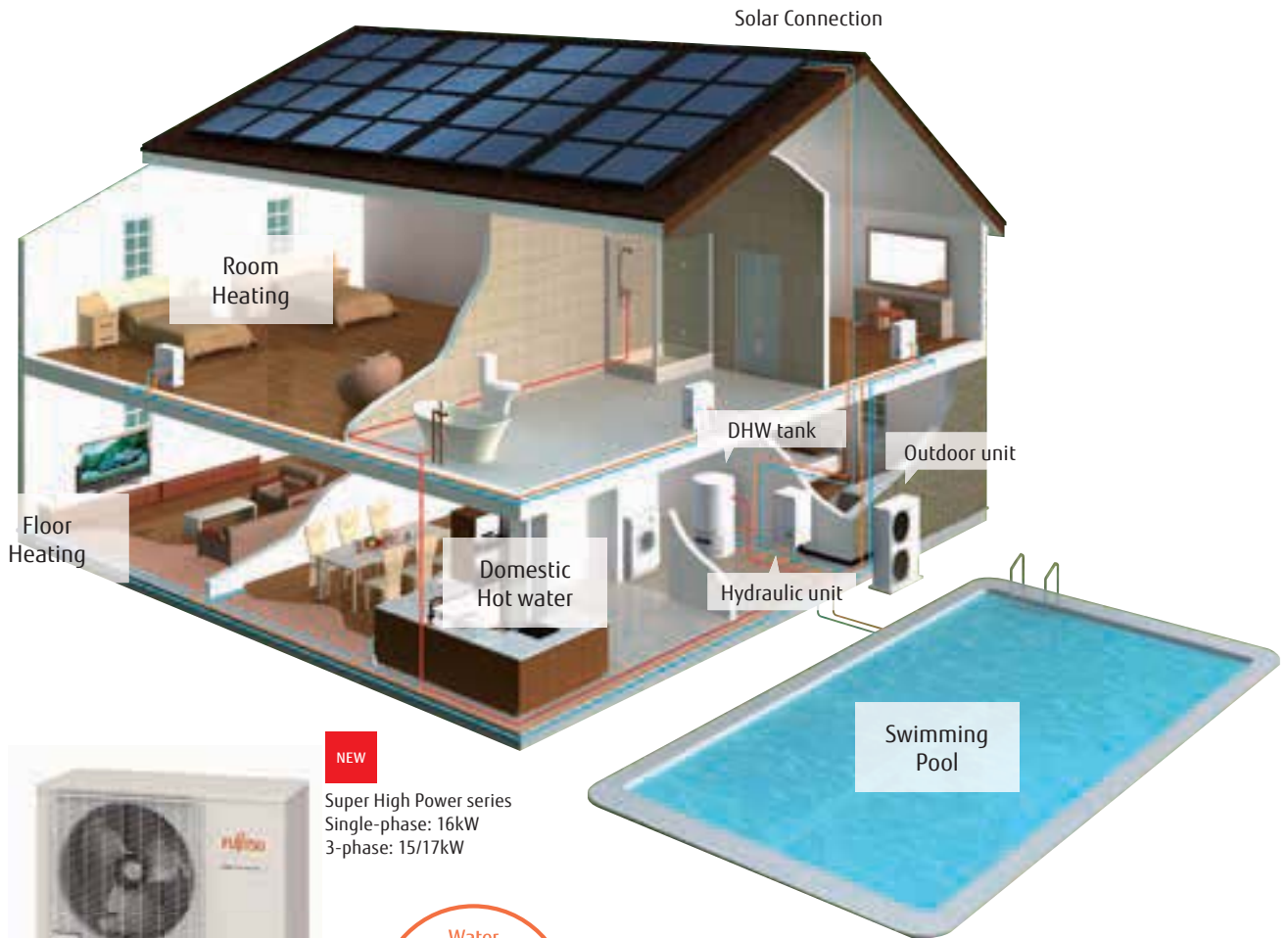




Home Heating

Air to Water Overview

Wide range lineup suited for regional characteristics, family structure, and application. We provide various products to meet your needs from High Power via heating-centered series to reasonably-priced compact series.



NEW
 Super High Power series
 Single-phase: 16kW
 3-phase: 15/17kW



High leaving water temperature

High leaving water temperature 60°C kept down to -20°C outdoor temperature without using backup heater.

For Room heating & domestic hot water

Outdoor unit and hydraulic indoor unit can be installed freely, so installation is easy. Since hydraulic indoor unit is installed inside a house, freezing of circulated water can be prevented. A larger heating capacity can be performed flexibly by using more units in cascade connection.



Appearance-oriented compact outdoor unit

Split type Comfort series

For Comfort series, optimized flow temperature control is realized by DC inverter technology.

*: Outdoor Unit: WOYA060LFCA/WOYA080LFCA

300 Liter

+ DHW Tank

DHW tank (option) can be used to supply hot water by connecting it to the system.

+ Boiler

By combining existing boiler, powerful heating can be performed even at low outdoor temperature.

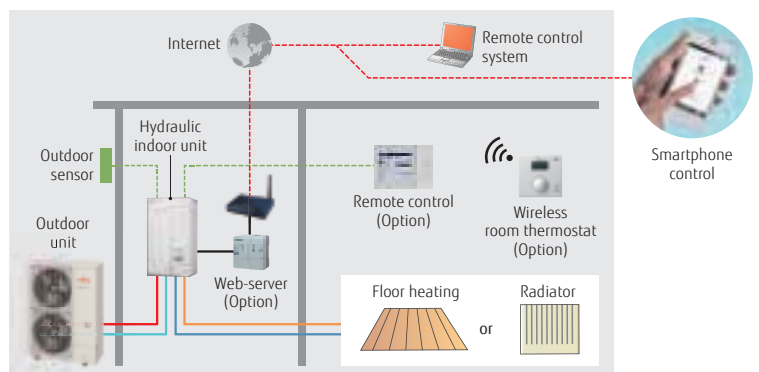
*optional part necessary

Stylish space saving solution with built-in DHW tank



Space is saved drastically due to built-in DHW tank.

Existing boiler can be replaced easily. A larger heating capacity can be performed flexibly by using more units in cascade connection.



Smart control

User's needs are supported by offering a variety of controls, such as individual control and remote control options.

Technology

High Efficiency

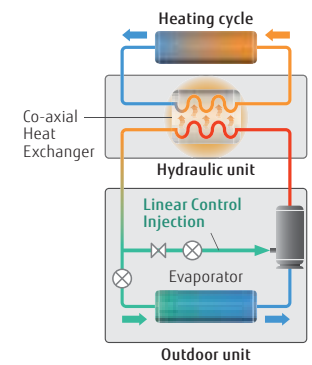
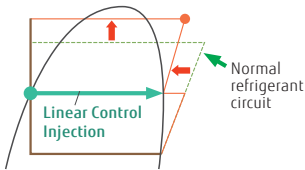
For Outdoor Unit

Twin Rotary Compressor with Linear Control Injection Port

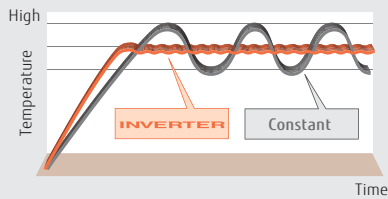

It realizes the high condensing temperature without overheating discharge gas temperature by Linear Control Injection process during compression. Therefore, the condensing temperature rises up higher than normal circuit. A higher hot water temperature is realized by controlling the injection amount according to the usage state.



Optimized circuit = higher water temperature



Accurate temperature control by DC inverter technology



For Hydraulic Indoor Unit

Class A pump

Energy saving pump with constant volume or pressure adjustment function.

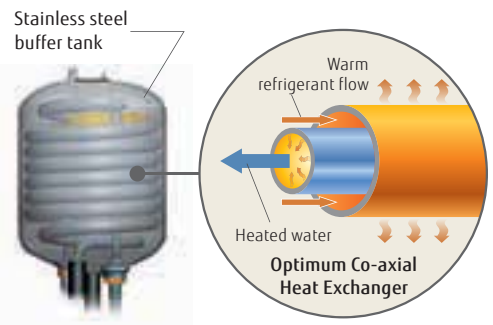


Energy efficiency class WSYK170DJ9



Stainless steel buffer tank

Heat exchange amount is 25% higher than previous model. Energy saving performance is improved.



Easy Control



Hydraulic Indoor Unit Controller 4 Heating mode

1. Automatic mode

Comfort/Reduce mode switching automatically according to time program

2. Reduce mode

Constant reduce temperature

3. Comfort mode

Constant comfort temperature

4. Protection mode

Stand-by mode with anti-frost protection

WATERSTAGE™ Lineup

Capacity (kW)		5	6	8	10	11	14	15	16	17
Split	Super High Power series Single phase NEW Hydraulic Indoor Unit/ Outdoor Unit									
	Super High Power series 3 phase NEW Hydraulic Indoor Unit/ Outdoor Unit									
	High Power series Single phase Hydraulic Indoor Unit/ Outdoor Unit									
	High Power series 3 phase Hydraulic Indoor Unit/ Outdoor Unit									
Split/DHW Integrated	Comfort series Hydraulic Indoor Unit/ Outdoor Unit									
	Super High Power series Single phase NEW Hydraulic Indoor Unit/ Outdoor Unit									
	Super High Power series 3 phase NEW Hydraulic Indoor Unit/ Outdoor Unit									
	High Power series Single phase Hydraulic Indoor Unit/ Outdoor Unit									
Split/DHW Integrated	High Power series 3 phase Hydraulic Indoor Unit/ Outdoor Unit									
	Comfort series Hydraulic Indoor Unit/ Outdoor Unit									

EHPA Quality Label



Fujitsu General's WATERSTAGE* have obtained the EHPA Quality Label** by tests according to the international Standards EN14511 and EN17025. The EHPA Quality Label** is a label that shows the end-consumer a quality heat pump unit on the market.

*: only High Power 3phase

** : Check the validity of label at www.ehpa.org/quality/quality-label/

SG-Ready Label



SG-Ready is a defined standard by BWP***, which makes it possible that the device can be integrated into a smart grid. Heat pumps, which are equipped with the SG-Ready Label, can receive signals from the power grid (and e.g. also from PV systems) about the available (unused renewable) energy (from wind, sun & water). Fujitsu General provides the SG-Ready compatibility to all new Heat Pumps series.

***BWP: the Federal German Heat Pump Association

Split Type / Split DHW Integrated Type



Split Type

Super high power series

Hydraulic indoor unit:
WSYG160DJ6/[3 phase] WSYK170DJ9
Outdoor unit:
WOYG160LJL
[3 phase] WOYK150LJL/WOYK170LJL



Hydraulic indoor unit
Single Phase/
3 Phase

Outdoor unit
Single Phase 16kW
3 Phase 15/17kW

High power series

Hydraulic indoor unit:
WSYG140DG6/[3 phase] WSYK160DG9
Outdoor unit:
WOYG112LHT/WOYG140LCTA
[3 phase] WOYK112LCTA/WOYK140LCTA/
WOYK160LCTA



Hydraulic indoor unit
Single Phase/
3 Phase

Outdoor unit
Single Phase
11/14 kW

3 Phase
11/14/16 kW

Comfort series

Hydraulic indoor unit:
WSYA050DG6/WSYA100DG6
Outdoor unit:
WOYA060LFCA/WOYA080LFCA/
WOYA100LFTA



Hydraulic indoor unit
Single Phase

Outdoor unit
Single Phase
5/6/8kW

Single Phase
10kW

Split DHW Integrated Type

Super high power series

Hydraulic indoor unit:
WGYG160DJ6/[3 phase] WGYK170DJ9
Outdoor unit:
WOYG160LJL
[3 phase] WOYK150LJL/WOYK170LJL



Hydraulic indoor unit
Single Phase/
3 Phase

Outdoor unit
Single Phase 16kW
3 Phase 15/17kW

High power series

Hydraulic indoor unit:
WGYG140DG6/[3 phase] WGYK160DG9
Outdoor unit:
WOYG112LHT/WOYG140LCTA
[3 phase] WOYK112LCTA/WOYK140LCTA/
WOYK160LCTA



Hydraulic indoor unit
Single Phase/
3 Phase

Outdoor unit
Single Phase
11/14 kW

3 Phase
11/14/16 kW

Comfort series

Hydraulic indoor unit:
WGYA050DG6/WGYA100DG6
Outdoor unit:
WOYA060LFCA/WOYA080LFCA/
WOYA100LFTA



Hydraulic indoor unit
Single Phase

Outdoor unit
Single Phase
5/6/8 kW

Single Phase
10 kW

High leaving water temperature

Super High power series:

High leaving water temperature of 60°C is kept even when outdoor temperature is down to -20°C without using backup heaters. And it's possible to supply 55°C at -22°C outdoor temperature without backup heater.



Super high power series

High power series:


High leaving water temperature of 60°C is kept even when outdoor temperature is down to -20°C without using backup heaters.



High power series

Comfort series:

Maximum leaving water temperature is 55°C without backup heater. Hot water supply temperature can be maintained even at -10°C outdoor temperature.



Comfort series

* If you want to raise the hot water supply temperature, backup heaters can be used for auxiliary operation.


High COP

Air to water heat pumps work with much more efficiency and save more energy than a traditional heating system.

Energy efficiency class



Seasonal space heating energy efficiency (η_s)

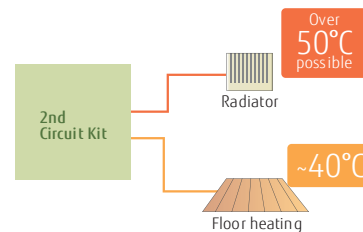


Condition : Outdoor Temp. 7°C Heating Temp. 35°C.

2 Zone individual control*

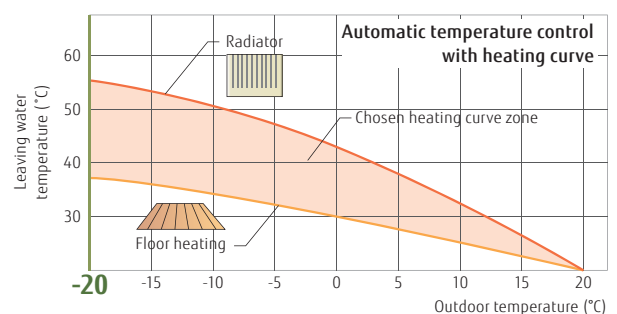
2 Zone individual control (2 under floor heating zones or under floor heating + radiator zone, etc.)*

*: Optional parts are required.



Automatic heating curve control

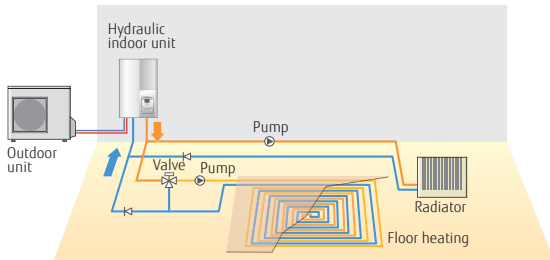
Automatic temperature regulation in accordance with heating curve (Depends on heating terminal and outdoor temperature)



Case Studies

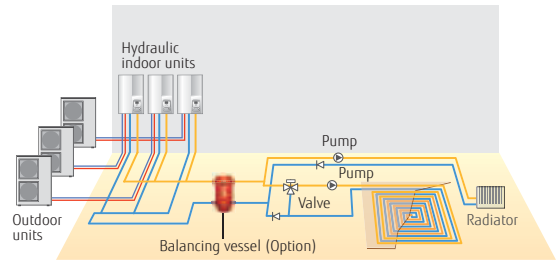
Split Type

2 emitter simultaneous heating (Individual control)
 Floor heating + Radiator

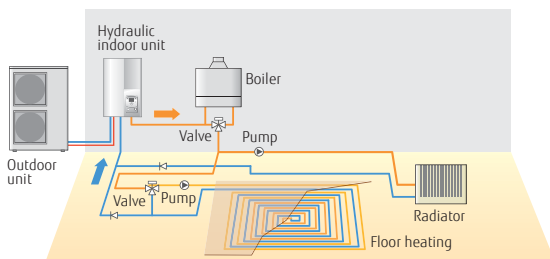


Split Cascade System

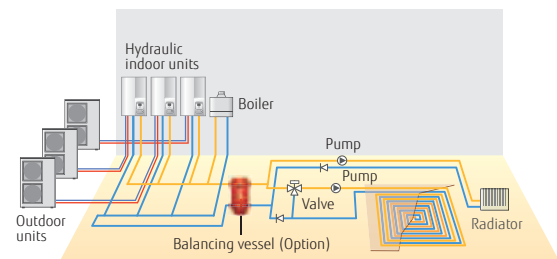
2 emitter simultaneous heating (Individual control)
 Floor heating + Radiator



Boiler connected to heating (Boiler + Heating)



Boiler connected to heating (Boiler + Heating)

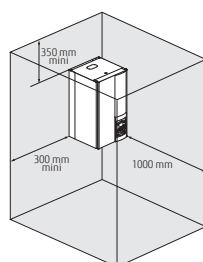


Installation Limitations

Equipment Installation

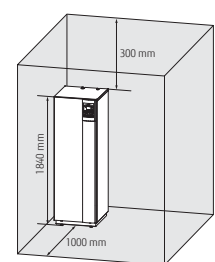
Split type Hydraulic indoor unit

- Hydraulic indoor unit is to be hang on the wall
- Weight ≤ 88 kg (including water)
- Space for maintenance should be respected



Split DHW integrated type Hydraulic indoor unit

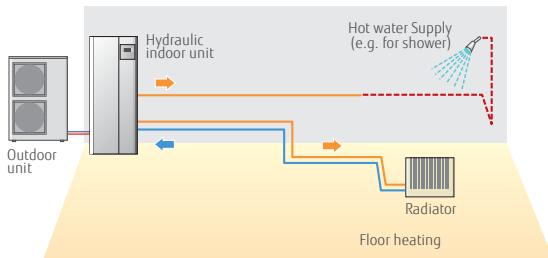
- Floor stand
- Weight ≤ 393 kg (including water)
- Space for maintenance should be respected.



Split DHW Integrated Type

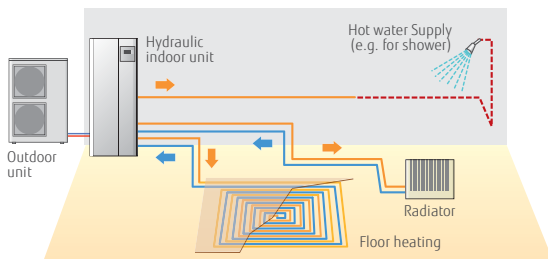
Single heating & Domestic Hot Water

Radiator + Domestic Hot Water



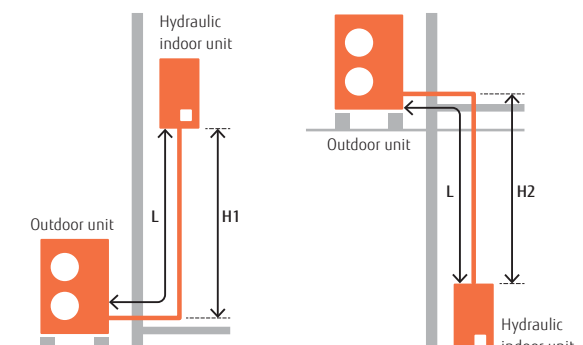
2 emitter simultaneous heating (Individual control) & Domestic Hot Water

Radiator + Domestic Hot Water


















Piping and Wiring split type

Series	Capacity range (kW)	Pipe diameter (Liquid/Gas) (mm)	H1 (m)	H2 (m)	L (m)
Comfort	5	6.35/12.70	+20	-20	5-30
	6				
	8	6.35/15.88			
	10				
High power	11	9.52/15.88	+15	-15	5-20
	14				
	16				
Super High power	15	9.52/15.88	+15	-25	5-30
	16				
	17				



Optional Parts

Product Name	Model Name	Split												Split DHW integrated type											
		Super High Power			High Power				Comfort					Super High Power			High Power						Comfort		
		10	30		10	30			10					10	30		10	30			10				
		16	15	17	11	14	11	14	16	5	6	8	10	16	15	17	11	14	11	14	16	5	6	8	10
2nd Circuit Kit	 UTW-KZSX	-	-	-	●	●	●	●	●	●	●	●	-	-	-	-	-	-	-	-	-	-	-	-	-
	 UTW-KZDX	-	-	-	-	-	-	-	-	-	-	-	-	-	-	●	●	●	●	●	●	●	●	●	●
	UTW-KZSXJ	●	●	●	-	-	-	-	-	-	-	-	-	-	-	-	-	-	-	-	-	-	-	-	-
	UTW-KDSXJ	-	-	-	-	-	-	-	-	-	-	-	●	●	●	-	-	-	-	-	-	-	-	-	-
Boiler Connection Kit	 UTW-KBSXD	-	-	-	●	●	●	●	●	●	●	●	-	-	-	-	-	-	-	-	-	-	-	-	
	 UTW-KBDXD	-	-	-	-	-	-	-	-	-	-	-	-	-	-	●	●	●	●	●	●	●	●	●	
	UTW-KBSXJ	●	●	●	-	-	-	-	-	-	-	-	●	●	●	-	-	-	-	-	-	-	-	-	
Balancing Vessel	 UTW-TEVXA	●	●	●	●	●	●	●	●	●	●	●	●	●	●	●	●	●	●	●	●	●	●	●	
DHW Kit	 UTW-KDWXD (External)	●	●	●	●	●	●	●	●	●	●	●	_*1	_*1	_*1	_*1	_*1	_*1	_*1	_*1	_*1	_*1	_*1	_*1	
DHW Tank	200 Liter 300 Liter  UTW-T20AXH UTW-T30AXH	●	●	●	●	●	●	●	●	●	●	●	_*1	_*1	_*1	_*1	_*1	_*1	_*1	_*1	_*1	_*1	_*1	_*1	
	200 Liter 300 Liter  UTW-T20BXH UTW-T30BXH	●	●	●	●	●	●	●	●	●	●	●	_*1	_*1	_*1	_*1	_*1	_*1	_*1	_*1	_*1	_*1	_*1	_*1	
Circulating Pump	 UTW-PHFXX	●	●	●	●	●	●	●	-	-	-	-	●	●	●	●	●	●	●	●	-	-	-	-	
Swimming Pool Kit	 UTW-KSPXD	●	●	●	●	●	●	●	●	●	●	●	●	●	●	●	●	●	●	●	●	●	●	●	
Heat Exchanger for Swimming Pool Kit	 UTW-ESPPA	●	●	●	●	●	●	●	●	●	●	●	●	●	●	●	●	●	●	●	●	●	●	●	
Cooling Kit	 UTW-KCLXD	●	●	●	●	●	●	●	●	●	●	●	●	●	●	●	●	●	●	●	●	●	●	●	
Regulation Extension Kit	 UTW-KREXD	●	●	●	●	●	●	●	●	●	●	●	●	●	●	●	●	●	●	●	●	●	●	●	
Low Noise Kit	 UTW-KLNXX	●	●	●	●	●	●	●	-	-	-	-	●	●	●	●	●	●	●	●	-	-	-	-	
Drain Pan	 UTW-KDPXA	-	-	-	-	-	-	-	●	●	●	-	-	-	-	-	-	-	-	-	●	●	●	-	

Product Name	Model Name	Split												Split DHW integrated type										
		Super High Power			High Power				Comfort					Super High Power			High Power				Comfort			
		10	30		10	30		10		5	6	8	10	10	30		10	30		10				
		16	15	17	11	14	11	14	16	5	6	8	10	16	15	17	11	14	11	14	16	5	6	8
Cascade Master Kit (incl. LPB Clip)	UTW-KCMXE	-	-	-	•	•	•	•	•	-	-	-	•	-	-	-	-	-	-	-	-	-	-	-
Cascade Slave Kit (incl. LPB Clip)	UTW-KCSXE	-	-	-	•	•	•	•	•	-	-	-	•	-	-	-	-	-	-	-	-	-	-	-
HMI Kit	UTW-KHMXE*3	•	•	•	•	•	•	•	•	•	•	•	•	•	•	•	•	•	•	•	•	•	•	•
Remote Controller	Wired UTW-C74TXF*3	•	•	•	•	•	•	•	•	•	•	•	•	•	•	•	•	•	•	•	•	•	•	•
	Wireless UTW-C74HXF*3	•	•	•	•	•	•	•	•	•	•	•	•	•	•	•	•	•	•	•	•	•	•	•
Room Thermostat	Wired UTW-C55XA	•	•	•	•	•	•	•	•	•	•	•	•	•	•	•	•	•	•	•	•	•	•	•
	Wireless UTW-C58XD	•	•	•	•	•	•	•	•	•	•	•	•	•	•	•	•	•	•	•	•	•	•	•
Outdoor Sensor Transmitter	UTW-MOSXD	•	•	•	•	•	•	•	•	•	•	•	•	•	•	•	•	•	•	•	•	•	•	•
RF Modules for BSB-Port	UTW-MRCXD	•	•	•	•	•	•	•	•	•	•	•	•	•	•	•	•	•	•	•	•	•	•	•
Web Server	UTW-KW1XD UTW-KW4XD	•	•	•	•	•	•	•	•	•	•	•	•	•	•	•	•	•	•	•	•	•	•	•
LPB Clip	UTW-KL1XD	•	•	•	•	•	•	•	•	•	•	•	•	•	•	•	•	•	•	•	•	•	•	•
MODBUS Clip	UTW-KMBXJ	*7	*7	*7	*7	*7	*7	*7	*7	*7	*7	*7	*7	*7	*7	*7	*7	*7	*7	*7	*7	*7	*7	
Service Tool (incl. OCI700 Adapter)	UTW-KSTXD	*5	*5	*5	*5	*5	*5	*5	*5	*5	*5	*5	*5	*5	*5	*5	*5	*5	*5	*5	*5	*5	*5	*5
Service Tool Software	UTW-KPSXD	*6	*6	*6	*6	*6	*6	*6	*6	*6	*6	*6	*6	*6	*6	*6	*6	*6	*6	*6	*6	*6	*6	*6
External Connect Kit	UTY-XWZXZ2	-	-	-	•	•	•	•	•	-	-	-	-	-	-	•	•	•	•	•	-	-	-	-
	UTY-XWZXZ3	•	•	•	-	-	-	-	-	-	-	-	-	•	•	•	-	-	-	-	-	-	-	-

*1: DHW operation is possible without DHW Kit and DHW Tank. • : Available - : Not Available
 *3: 19 Languages included, no separate Eastern European RC necessary. C74TXF: Built in Room Temperature sensor C74HXF: Built in Room temperature and Humidity sensor
 *4: Eastern European Language(English, Czech Republic, Slovakia, Poland, Turkey, Hungary, Russia, Slovenia, Greece, Serbia)
 *5: UTW-KL1XD is required for the connection.
 *6: UTW-KW1XD or UTW-KW4XD is required for the connection.
 *7: Additional optional part necessary

Specifications & Dimensions

for Split Type Super High Power Series

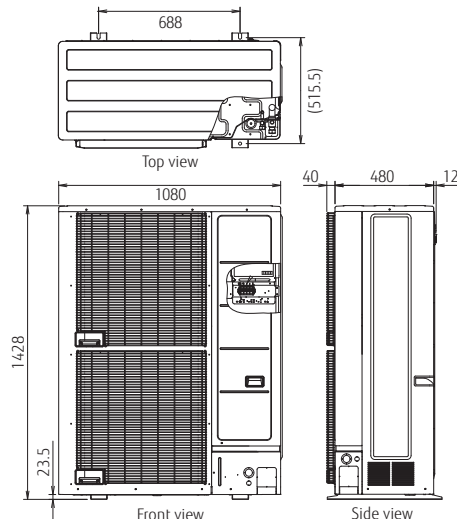
Specifications

		Tentative					
Model Name	Hydraulic indoor unit Outdoor unit	WSYG160DJ6 WOYG160LJL		WSYK170DJ9 WOYK170LJL		WSYK170DJ9 WOYK170LJL	
Capacity range		16		15		17	
7°C/35°C floor heating *1	Heating capacity	16.00		15.00		17.00	
	Input power	3.86		3.46		4.10	
	COP	4.15		4.33		4.15	
2°C/35°C floor heating *1	Heating capacity	13.30		13.20		13.50	
	Input power	4.25		4.06		4.27	
	COP	3.13		3.25		3.16	
-7°C/35°C floor heating*1	Heating capacity	14.50		13.20		15.00	
	Input power	5.27		4.55		5.32	
	COP	2.75		2.90		2.82	
Space heating characteristics*2							
Temperature application	°C	55	35	55	35	55	35
Energy efficiency class		A++	A++	A++	A++	A++	A++
Rated heat output (P _{rated})	kW	14	16	16	17	17	18
Seasonal space heating energy efficiency(η _s)	%	125	163	130	164	130	161
Annual energy consumption	kWh	8,757	8,014	9,915	8,606	10,232	9,059
Sound power level	Hydraulic indoor unit	45		45		45	
	Outdoor unit	67		66		67	
Hydraulic indoor unit Specification							
Power source		Single-phase, 230 V 50 Hz			3-phase, 400 V 50 Hz		
Dimensions H×W×D	mm	805 × 450 × 471			805 × 450 × 471		
Weight (Net)	kg	52.5			52.5		
Water circulation	Min/Max	L/min 26.4/57.8			24.0/54.2 27.3/61.4		
Buffer tank capacity	L	25			25		
Expansion vessel capacity	L	10			10		
Leaving water temperature range	Max	°C 60			60		
Water pipe connection diameter	Flow/Return	mm Ø 25.4/Ø 25.4			Ø 25.4/Ø 25.4		
Backup heater	Capacity	kW 6.0(3.0kW×2pcs.)			9.0(3.0kW×3pcs.)		
Outdoor unit specification							
Power source		Single-phase, 230 V 50 Hz			3-phase, 400 V 50 Hz		
Current	Max	A	28.00	14.0	14.0	14.0	14.0
Dimensions H × W × D	mm	1,428 × 1,080 × 480			1,428 × 1,080 × 480		
Weight (Net)	kg	137			138		
Refrigerant	Type (Global Warming Potential)	R410A (2.088)					
Additional refrigerant charge amount	Charge	kg	3.80	3.80	3.80	3.80	3.80
		g/m	50	50	50	50	50
Connection pipe	Diameter	Liquid	mm	Ø 9.52	Ø 9.52	Ø 9.52	Ø 9.52
		Gas	mm	Ø 15.88	Ø 15.88	Ø 15.88	Ø 15.88
	Length	Min/Max	m	5/30	5/30	5/30	5/30
		Length(Pre-charge)	m	15	15	15	15
Height difference	Max	m	25/15 (Outdoor unit:Upper/Lower)				
Operation range	Heating	°C	-25 to 35	-25 to 35	-25 to 35	-25 to 35	-25 to 35

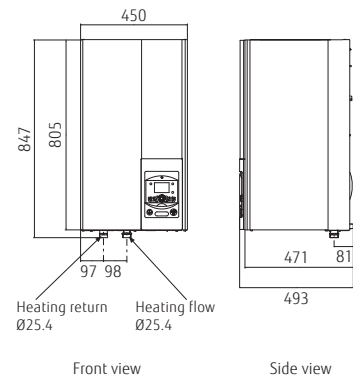
*1:The values of heating capacity/input power/COP are based on measurement of EN14511 standard. Usage environment, such as operation of the heating equipment, room temperature, and controller adjustments, may cause disparities between practically determined values and these values.
 *2:All information of ErP can be available for downloaded from <https://www.fujitsu-general.com/global/support/downloads/search/index.html>

Dimensions

NEW Outdoor Unit:
 Single Phase: WOYG160LJL
 3 Phase: WOYK150LJL/WOYK170LJL



NEW Hydraulic Indoor Unit:
 Single Phase : WSYG160DJ6
 3 Phase: WSYK170DJ9



for Split Type High Power Series

Specifications

Model Name	Hydraulic indoor unit	WSYG140DG6	WSYG140DG6	WSYK160DG9	WSYK160DG9	WSYK160DG9	
Capacity range	Outdoor unit	WOYG112LHT	WOYG140LCTA	WOYK112LCTA	WOYK140LCTA	WOYK160LCTA	
7°C/35°C floor heating *1	Heating capacity	10.80	13.50	10.80	13.50	15.17	
	Input power	2.54	3.23	2.51	3.20	3.70	
	COP	4.25	4.18	4.30	4.22	4.10	
2°C/35°C floor heating *1	Heating capacity	10.77	12.00	10.77	13.00	13.50	
	Input power	3.44	3.87	3.40	4.15	4.34	
	COP	3.13	3.10	3.17	3.13	3.11	
-7°C/35°C floor heating*1	Heating capacity	10.38	11.54	10.38	12.20	13.50	
	Input power	4.32	5.08	4.28	5.13	5.40	
	COP	2.40	2.27	2.43	2.38	2.50	
Space heating characteristics*2							
Temperature application	°C	55	35	55	35	55	
Energy efficiency class		A+	A++	A+	A+	A+	
Rated heat output (P _{rated})	kW	9	11	11	13	14	
Seasonal space heating energy efficiency (η _s)	%	112	151	113	148	112	
Annual energy consumption	kWh	6,704	6,062	8,041	6,824	6,669	
Sound power level	Hydraulic indoor unit	46		46		46	
	Outdoor unit	68		69		71	
Hydraulic indoor unit Specification							
Power source		Single-phase, 230 V 50 Hz			3-phase, 400 V 50 Hz		
Dimensions H×W×D	mm	800 × 450 × 457			800 × 450 × 457		
Weight (Net)	kg	42			42		
Water circulation	Min/Max	L/min 19.5/39.0		24.4/48.7		27.4/54.8	
Buffer tank capacity	L	16			16		
Expansion vessel capacity	L	8			8		
Leaving water temperature range	Max	°C 60			60		
Water pipe connection diameter	Flow/Return	mm Ø 25.4/Ø 25.4			Ø 25.4/Ø 25.4		
Backup heater	Capacity	kW 6.0(3.0kW×2pcs.)			9.0(3.0kW×3pcs.)		
Outdoor unit specification							
Power source		Single-phase, 230 V 50 Hz			3-phase, 400 V 50 Hz		
Current	Max	A	22.0	25.0	9.0	9.5	
Dimensions H × W × D	mm	1,290 × 900 × 330			1,290 × 900 × 330		
Weight (Net)	kg	92			99		
Refrigerant	Type (Global Warming Potential)	R410A (2.088)					
	Charge	kg 2.50					
Additional refrigerant charge amount	g/m	50					
Connection pipe	Diameter	Liquid	mm Ø 9.52				
		Gas	Ø 15.88				
	Length	Min/Max	m 5/20				
	Length(Pre-charge)		m 15				
	Height difference	Max	m 15				
Operation range	Heating	°C -25 to 35					

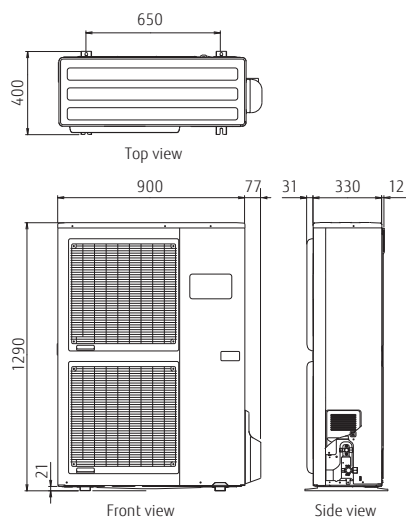
*1:The values of heating capacity/input power/COP are based on measurement of EN14511 standard. Usage environment, such as operation of heating equipment, room temperature, and controller adjustments, may cause disparities between practically determined values and these values.

*2:All information of ErP can be available for downloaded from <https://www.fujitsu-general.com/global/support/downloads/search/index.html>

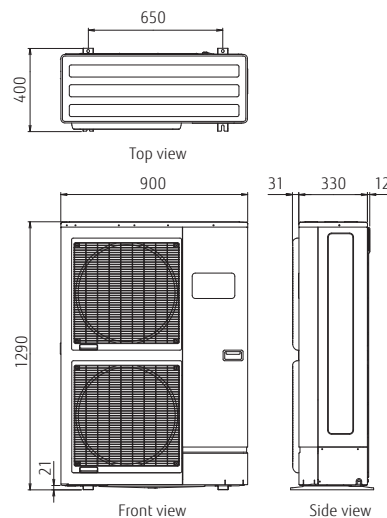
Dimensions

Outdoor Unit:

Single Phase: WOYG112LHT/WOYG140LCTA



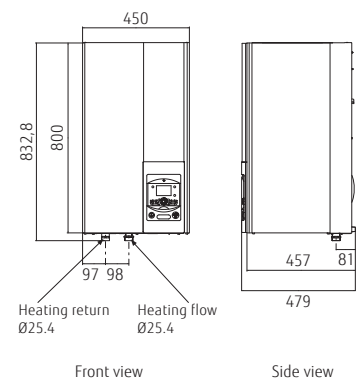
3 Phase: WOYK112LCTA/WOYK140LCTA/WOYK160LCTA



Hydraulic Indoor Unit:

Single Phase: WSYG140DG6

3 Phase: WSYK160DG9



for Split Type Comfort Series

Specifications

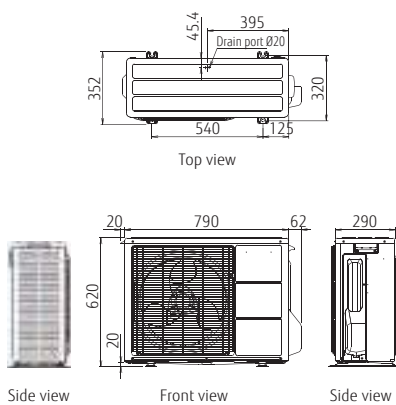
Model Name	Hydraulic indoor unit	Outdoor unit	WSYA050DG6 WOYA060LFCA	WSYA100DG6 WOYA060LFCA	WSYA100DG6 WOYA080LFCA	WSYA100DG6 WOYA100LFCA					
Capacity range			5	6	8	10					
7°C/35°C floor heating *1	Heating capacity	kW	4.50	6.00	7.50	10.00					
	Input power		0.996	1.41	1.84	2.49					
	COP		4.52	4.27	4.08	4.02					
2°C/35°C floor heating *1	Heating capacity	kW	4.50	4.95	5.65	7.70					
	Input power		1.39	1.53	1.78	2.47					
	COP		3.24	3.24	3.17	3.12					
-7°C/35°C floor heating*1	Heating capacity	kW	4.10	4.60	5.70	7.40					
	Input power		1.47	1.74	2.23	2.97					
	COP		2.79	2.64	2.56	2.49					
Space heating characteristics*2											
Temperature application	°C	55	35	55	35	55	35	55	35		
Energy efficiency class		A+	A++	A+	A++	A+	A++	A+	A++		
Rated heat output (P _{rated})	kW	4	4	5	5	6	7	8	8		
Seasonal space heating energy efficiency (η _s)	%	115	169	115	169	118	156	113	155		
Annual energy consumption	kWh	3,026	2,160	3,180	2,505	3,886	3,375	5,415	4,415		
Sound power level	Hydraulic indoor unit	dB(A)	46		46		46		46		
	Outdoor unit		65	60	65	63	65	69	68	69	
Hydraulic indoor unit Specification											
Power source	Single-phase 230 V 50 Hz										
Dimensions H×W×D	mm	800 × 450 × 457									
Weight (Net)	kg	42									
Water circulation	Min/Max	L/min	8.1/16.2		10.8/21.7		13.5/27.1		18.1/36.1		
Buffer tank capacity	L	16									
Expansion vessel capacity	L	8									
Leaving water temperature range	Max	°C	55								
Water pipe connection diameter	Flow/Return	mm	Ø 25.4/Ø 25.4								
Backup heater	Capacity	kW	6.0(3.0kW×2pcs.)								
Outdoor unit specification											
Power source	Single-phase 230 V 50 Hz										
Current	Max	A	12.5			17.5			18.5		
Dimensions H × W × D	mm	620 × 790 × 290									
Weight (Net)	kg	41									
Refrigerant	Type (Global Warming Potential)	R410A (2,088)									
	Charge	kg	1.10			1.40			1.80		
Additional refrigerant charge amount		g/m	25			40			40		
		mm	Ø 12.7			Ø 15.88			Ø 9.52		
Connection pipe	Diameter	Liquid	mm								
		Gas	mm								
	Length	Min/Max	m			5/30			Ø 15.88		
	Length(Pre-charge)	m	15								
Operation range	Height difference	Max	m								
	Heating	°C	-20 to 35								

*1:The values of heating capacity/input power/COP are based on measurement of EN14511 standard. Usage environment, such as operation of the heating equipment, room temperature, and controller adjustments, may cause disparities between practically determined values and these values.

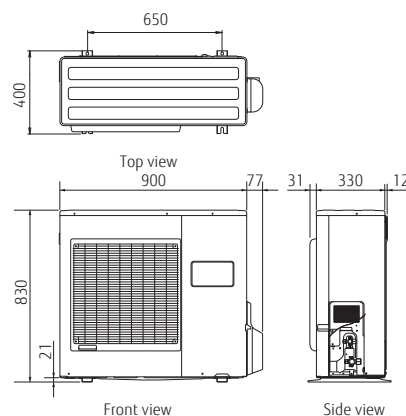
*2:All information of ErP can be available for downloaded from <https://www.fujitsu-general.com/global/support/downloads/search/index.html>

Dimensions

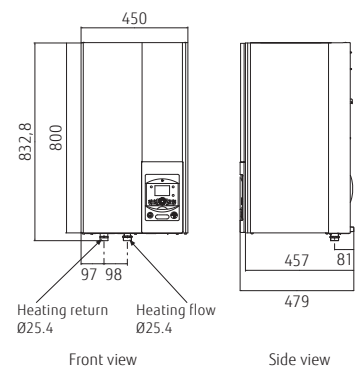
Outdoor Unit:
WOYA060LFCA/WOYA080LFCA



WOYA100LFCA



Hydraulic Indoor Unit:
WSYA050DG6/WSYA100DG6



for Split DHW Integrated Type Super High Power Series

Specifications

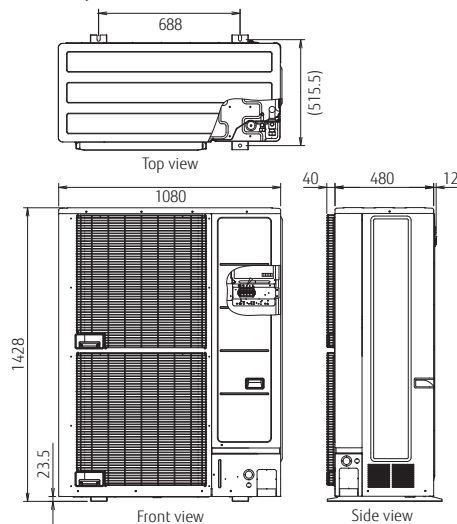
		Tentative					
Model Name	Hydraulic indoor unit Outdoor unit	WGYG160DJ6 WOYG160LJL		WGYK170DJ9 WOYK150LJL		WGYK170DJ9 WOYK170LJL	
Capacity range		16		15		17	
7°C/35°C floor heating *1	Heating capacity	16.00		15.00		17.00	
	Input power	3.86		3.46		4.10	
	COP	4.15		4.33		4.15	
2°C/35°C floor heating *1	Heating capacity	13.30		13.20		13.50	
	Input power	4.25		4.06		4.27	
	COP	3.13		3.25		3.16	
-7°C/35°C floor heating*1	Heating capacity	14.50		13.20		15.00	
	Input power	5.27		4.55		5.32	
	COP	2.75		2.90		2.82	
Space heating characteristics*2							
Temperature application	°C	55	35	55	35	55	35
Energy efficiency class		A++	A++	A++	A++	A++	A++
Rated heat output (P _{rated})	kW	14	16	16	17	17	18
Seasonal space heating energy efficiency(η _s)	%	125	163	130	164	130	161
Annual energy consumption	kWh	8,757	8,014	9,915	8,606	10,232	9,059
Sound power level	Hydraulic indoor unit	45		45		45	
	Outdoor unit	67		66		67	
Domestic hot water characteristics*2							
Load profile		L					
Energy efficiency class		A					
Energy efficiency(η _{wh})	%	109					
Annual electricity consumption	kWh	941					
Hydraulic indoor unit Specification							
Power source		Single-phase, 230 V 50 Hz		3-phase, 400 V 50 Hz			
Dimensions H×W×D	mm	1,841 × 648 × 698					
Weight (Net)	kg	166					
Water circulation	L/min	26.4/57.8		24.0/54.2		27.3/61.4	
DHW capacity	L	190					
Hot water heater capacity	kW	1.5					
Expansion vessel capacity	L	12					
Leaving water temperature range	Max °C	60					
Water pipe connection diameter	Flow/Return mm	Ø 25.4/Ø 25.4					
Hot water pipe connection diameter	mm	Ø 19.05					
Backup heater	Capacity kW	6.0(3.0kW×2pcs.)		9.0(3.0kW×3pcs.)			
Outdoor unit specification							
Power source		Single-phase, 230 V 50 Hz		3-phase, 400 V 50 Hz			
Current	Max A	28.0		14.0			
Dimensions H × W × D	mm	1,428 × 1,080 × 480		1,428 × 1,080 × 480			
Weight (Net)	kg	137		138			
Refrigerant	Type (Global Warming Potential)	R410A (2,088)		R410A (2,088)			
	Charge	3.80 kg		3.80 kg			
Additional refrigerant charge amount	g/m	50		50			
Connection pipe	Diameter	Liquid	Ø 9.52		Ø 9.52		
		Gas	Ø 15.88		Ø 15.88		
	Length	Min/Max	5/30		5/30		
	Length(Pre-charge)	m	15		15		
Height difference	Max	15		15			
	Heating	°C -25 to 35		°C -25 to 35			

*1:The values of heating capacity/input power/COP are based on measurement of EN14511 standard. Usage environment, such as operation of heating equipment, room temperature, and controller adjustments, may cause disparities between practically determined values and these values.

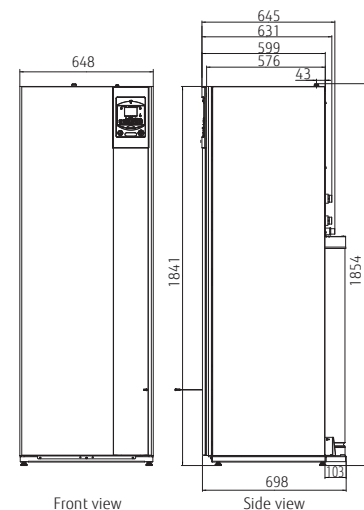
*2:All information of ErP can be available for downloaded from <https://www.fujitsu-general.com/global/support/downloads/search/index.html>

Dimensions

NEW Outdoor Unit:
Single Phase: WOYG160LJL
3 Phase: WOYK150LJL/WOYK170LJL



NEW Hydraulic Indoor Unit:
Single Phase: WGYG160DJ6
3 Phase: WGYK170DJ9



for Split DHW Integrated Type High Power Series

Specifications

Model Name	Hydraulic indoor unit	WOYG140DG6	WOYG140DG6	WOYG160DG9	WOYG160DG9	WOYG160DG9
Capacity range	Outdoor unit	WOYG112LHT	WOYG140LCTA	WOYK112LCTA	WOYK140LCTA	WOYK160LCTA
7°C/35°C floor heating *1	Heating capacity	11	14	11	14	16
	Input power	10.80	13.50	10.80	13.50	15.17
	COP	2.54	3.23	2.51	3.20	3.70
2°C/35°C floor heating *1	Heating capacity	4.25	4.18	4.30	4.22	4.10
	Input power	10.77	12.00	10.77	13.00	13.50
	COP	3.44	3.87	3.40	4.15	4.34
	COP	3.13	3.10	3.17	3.13	3.11
-7°C/35°C floor heating*1	Heating capacity	10.38	11.54	10.38	12.20	13.50
	Input power	4.32	5.08	4.28	5.13	5.40
	COP	2.40	2.27	2.43	2.38	2.50
Space heating characteristics*2						
Temperature application	°C	55	35	55	35	55
Energy efficiency class		A+	A++	A+	A+	A+
Rated heat output (P _{rated})	kW	9	11	11	13	9
Seasonal space heating energy efficiency(η _s)	%	112	151	113	148	112
Annual energy consumption	kWh	6,704	6,062	8,041	6,824	6,669
Sound power level	Hydraulic indoor unit	46	46	46	46	46
	Outdoor unit	68	69	69	68	71
Domestic hot water characteristics*2						
Load profile						L
Energy efficiency class						A
Energy efficiency(η _{wh})	%					88
Annual electricity consumption	kWh					1166
Hydraulic indoor unit Specification						
Power source		Single-phase 230 V 50 Hz			3-phase, 400 V 50 Hz	
Dimensions H×W×D	mm	1,840× 648 × 698				
Weight (Net)	kg	152				
Water circulation	L/min	19.5/39.0	24.4/28.7	19.5/39.0	24.4/48.7	27.4/54.8
DHW capacity	L	190				
Hot water heater capacity	kW	1.5				
Expansion vessel capacity	L	12				
Leaving water temperature range	Max	°C 60				
Water pipe connection diameter	Flow/Return	mm Ø 25.4/Ø 25.4				
Hot water pipe connection diameter		mm Ø 19.05				
Backup heater	Capacity	6.0(3.0kW×2pcs.)			9.0(3.0kW×3pcs.)	
Outdoor unit specification						
Power source		Single-phase 230 V 50 Hz			3-phase, 400 V 50 Hz	
Current	Max	A 22.0	A 25.0	A 9.0	A 9.5	A 10.5
Dimensions H × W × D	mm	1,290 × 900 × 330				
Weight (Net)	kg	92				
Refrigerant	Type (Global Warming Potential)	R410A (2.088)				
	Charge	kg 2.50				
Additional refrigerant charge amount	g/m	50				
Connection pipe	Diameter	Liquid	mm Ø 9.52			
		Gas	mm Ø 15.88			
	Length	Min/Max	m 5/20			
		Length(Pre-charge)	m 15			
Height difference	Max	m 15				
Operation range	Heating	°C -25 to 35				

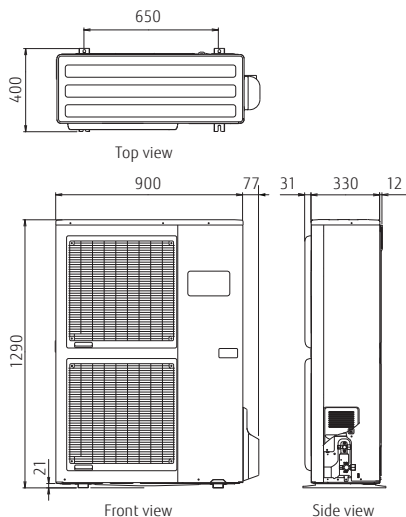
*1:The values of heating capacity/input power/COP are based on measurement of EN14511 standard. Usage environment, such as operation of the heating equipment, room temperature, and controller adjustments, may cause disparities between practically determined values and these values.

*2:All information of ErP can be available for downloaded from <https://www.fujitsu-general.com/global/support/downloads/search/index.html>

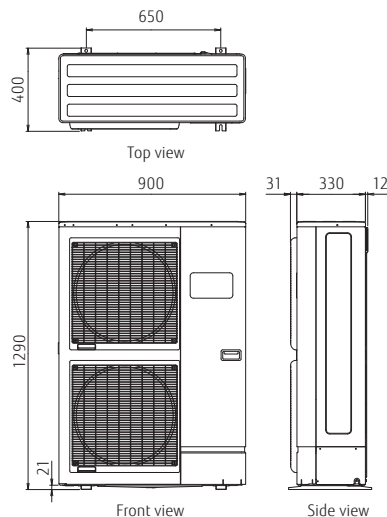
Dimensions

Outdoor Unit:

Single Phase: WOYG112LHT/WOYG140LCTA



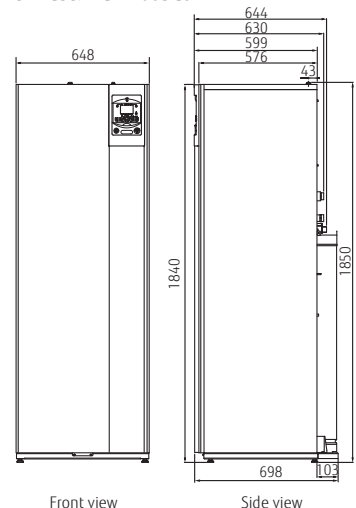
3 Phase: WOYK112LCTA/WOYK140LCTA/WOYK160LCTA



Hydraulic Indoor Unit:

Single Phase: WGYG140DG6

3 Phase: WGYK160DG9



for Split DHW Integrated Type Comfort Series

Specifications

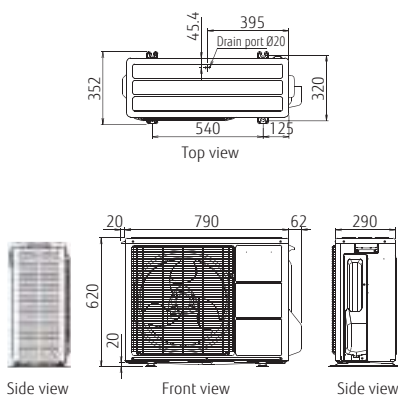
Model Name	Hydraulic indoor unit Outdoor unit	WG YA050DG6 WOYA060LFCA	WG YA100DG6 WOYA060LFCA	WG YA100DG6 WOYA080LFCA	WG YA100DG6 WOYA100LFCA				
Capacity range		5	6	8	10				
7°C/35°C floor heating *1	Heating capacity	4.50	6.00	7.50	10.00				
	Input power	0.996	1.41	1.84	2.49				
	COP	4.52	4.27	4.08	4.02				
2°C/35°C floor heating *1	Heating capacity	4.50	4.95	5.65	7.70				
	Input power	1.39	1.53	1.78	2.47				
	COP	3.24	3.24	3.17	3.12				
-7°C/35°C floor heating*1	Heating capacity	4.10	4.60	5.70	7.40				
	Input power	1.47	1.74	2.23	2.97				
	COP	2.79	2.64	2.56	2.49				
Space heating characteristics*2									
Temperature application	°C	55	35	55	35	55	35	55	35
Energy efficiency class		A+	A++	A+	A++	A+	A++	A+	A++
Rated heat output (P _{rated})	kW	4	4	5	5	6	7	8	8
Seasonal space heating energy efficiency (η _s)	%	115	169	115	169	118	156	113	155
Annual energy consumption	kWh	3,026	2,160	3,180	2,505	3,886	3,375	5,415	4,415
Sound power level	Hydraulic indoor unit	46		46		46		46	
	Outdoor unit	65	60	65	63	65	69	68	69
Domestic hot water characteristics*2									
Load profile						L			
Energy efficiency class						A+			
Energy efficiency (η _{wh})	%					120			
Annual electricity consumption	kWh					880			
Hydraulic indoor unit Specification									
Power source						Single-phase 230 V 50 Hz			
Dimensions H×W×D	mm					1,840× 648 × 698			
Weight (Net)	kg					152			
Water circulation	L/min	8.1/16.2		10.8/21.7		13.5/27.1	18.1/36.1		
DHW capacity	L					190			
Hot water heater capacity	kW					1.5			
Expansion vessel capacity	L					12			
Leaving water temperature range	Max °C					55			
Water pipe connection diameter	Flow/Return					Ø 25.4/Ø 25.4			
Hot water pipe connection diameter						Ø 19.05			
Backup heater	Capacity					6.0(3.0kW×2pcs.)			
Outdoor unit specification									
Power source						Single-phase 230 V 50 Hz			
Current	Max	A	12.5		17.5	18.5			
Dimensions H × W × D	mm					620 × 790 × 290			
Weight (Net)	kg					41			
Refrigerant	Type (Global Warming Potential)					R410A (2,088)			
	Charge	kg	1.10		1.40	1.80			
Additional refrigerant charge amount	g/m					25			
Connection pipe	Diameter	Liquid	Ø 6.35			Ø 9.52			
		Gas	Ø 12.70			Ø 15.88			
	Length	Min/Max	m		5/30				
	Length(Pre-charge)					15			
	Height difference	Max					20		
Operation range	Heating					-20 to 35			

*1: The values of heating capacity/input power/COP are based on measurement of EN14511 standard. Usage environment, such as operation of the heating equipment, room temperature, and controller adjustments, may cause disparities between practically determined values and these values.

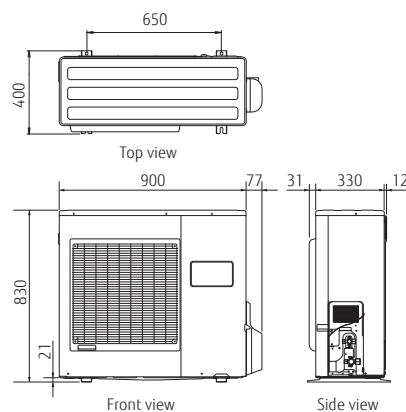
*2: All information of ErP can be available for downloaded from <https://www.fujitsu-general.com/global/support/downloads/search/index.html>

Dimensions

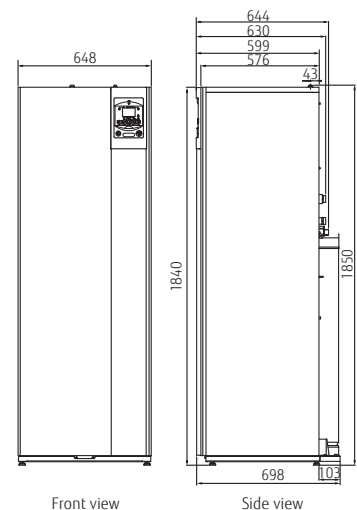
Outdoor Unit:
WOYA060LFCA/WOYA080LFCA



WOYA100LFCA



Hydraulic Indoor Unit:
WG YA050DG6/WG YA100DG6



SUPPORT

- 298 AIRSTAGE™ Support
- 300 AIRSTAGE™/RAC Support Tool
- 302 WATERSTAGE™ Support Tool
- 304 Quick Service & Maintenance
- 306 Service Tool
- 307 Web Monitoring Tool



Our know-how supports you not only during the product release but also from guiding implementation to product maintenance.

Category	Information Material											Tool						
	Product Sales Training Material	Product Technical Training Material	Product news	Brochures	Feature Promotion Movie	Operating Manual	Design & Technical Manual	Certificate Data	2D CAD Data	3D CAD (Revit) Data	Installation Manual	Service Manual	WATERSTAGE™ Package label creator	Design Simulator (RAC, PAC, VRF)	WATERSTAGE™ proposer	CFD Simulation	Service Tool / Web Monitoring Tool	Mobile Technician
Product Training	●	●																
Product Information Seek			●	●	●	●	●											
Technical Information Seek							●						●					
Model Selection							●							●	●			
Design						●		●	●									
Verification																●		
Installation							●				●							
After sales and Service												●					●	●

Service & Supports Web site
<https://www.fujitsu-general.com/global/support/index.html>



AIRSTAGE™ Support

Fujitsu General provides a variety of product and technical information to engineers and consultants, and also conducts new product research and design support activities. We provide a wide range of support to maintain high quality from design to installation.



Technical information

We provide information and tools that are useful for air conditioning system design, such as unit performance data and tools that make model selection and estimation easy.

Features

- Design & Technical Manual
- Model Selection & Estimation
- Certificate Data
- 2D/3D CAD Data



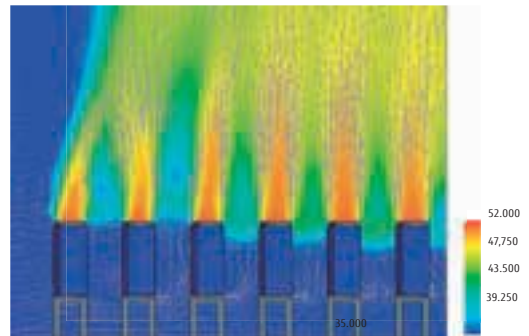
2D/3D CAD Data

Technical support

Technical support is provided at every stage from design to installation to assist in providing the most suitable air conditioning solution.

Features

- CFD Simulation
- Guide line
- Commissioning Support



CFD Simulation

Product information

New product information is provided in the form of documents and movies for every new model released. These can be downloaded from a private section of our website. To access this website, please contact your Fujitsu representative.

Features

- Product News
- Brochures & All Manuals
- Feature Promotion Movie




<https://www.fujitsu-general.com/uk/support/downloads/vrf/index.html>



Commissioning Support

Training facilities



Fujitsu General has many training facilities around the world that regularly conduct specialized product, technical, and service training. These research facilities also support the development of people with high technical capability.

Features

- Designing AIRSTAGE™ Systems
- Control System on-site training

- 1 Head Office Training Center: Japan
- 2 China Training Center: China
- 3 Asia Training Center: Singapore
- 4 Europe Training Center: U.K.
- 5 Europe Training Center: Germany
- 6 America Training Center: U.S.A.
- 7 Middle East Training Center: UAE
- 8 Oceania Training Center: Australia

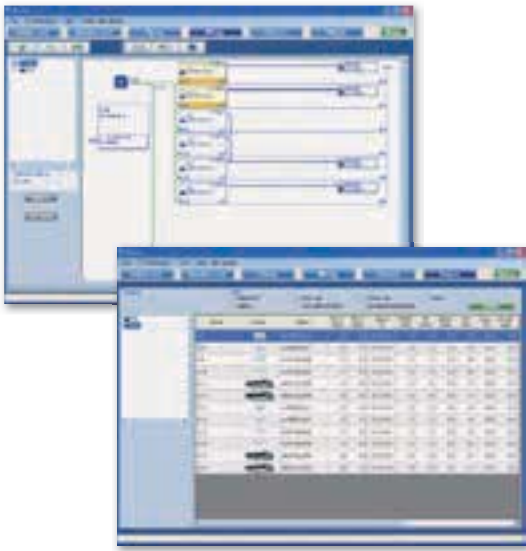
AIRSTAGE™/RAC Support Tool



Put the charts and pens away and design your projects on your computer with ease using the Design Simulator. Everything from selecting indoor and outdoor units, allocating controls and optional parts to designing the piping and wiring systems is made easier using the program's built-in features.

Once your project is designed take advantage of the Export functions to easily get materials lists, product specifications, refrigerant calculations and more - it'll even export to Word, Excel, or Acrobat formats, and group the relevant CAD data for your project.

Design Simulator



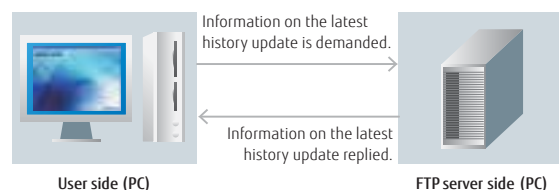
Output the format that matches the application

The information specific to your project can be exported in a number of industry standard file formats.

- Word format (rtf)(doc)
- Excel format (csv)
- Acrobat format (pdf)
- Auto CAD format (DXF)
- 2D Data (DXF)
- 3D Data (RFA)

Automatically create model selection information

- Each unit can be automatically set by entering the required performance, type, and temperature conditions for each indoor unit and then dragging and dropping into the outdoor unit.
- Piping and wiring diagrams can be created automatically and it is easy to set branches, grouping, and options.
- The additional refrigerant charging amount is automatically calculated when the pipe length is entered.
- It is also easy to set the remote controller groups, central controller and converters.
- The equipment list including the equipment information is created automatically.



Update your Design Simulator

Database can be easily updated online using AutoUpdate function through FTP.




BIM Building Information Modeling

Fujitsu General provides the Building Information Modeling (BIM) object models and contents for our VRF system and some products to the architect, designer and contractor using Autodesk® Revit® technology from our Website and Autodesk® Seek Website, etc.

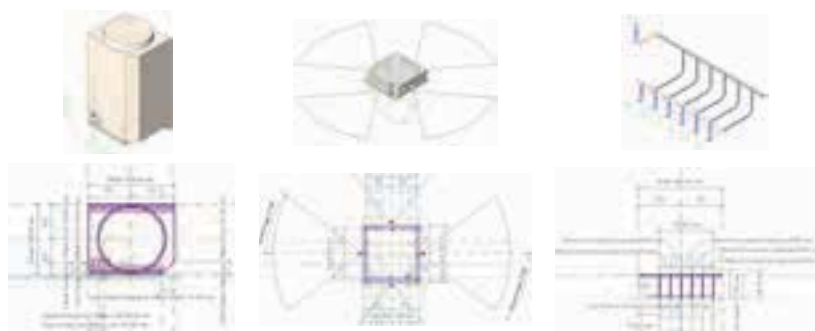
3D and 2D product data

We provide 3D data that closely resemble the actual product appearance. 2D CAD design operations are supported and 2D display is also provided. The data can also be output in other formats, such as DXF and DWG, which are used by other design CAD.



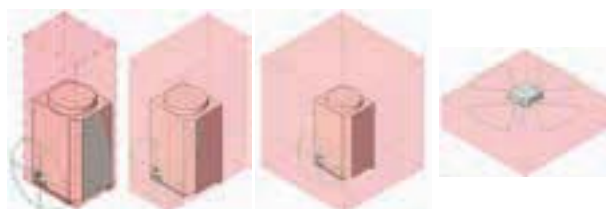
Installation limitation

The equipment installation limitation range is shown. Installation requirements, such as distance from the wall, is automatically displayed to make it easy to produce highly reliable layout designs.



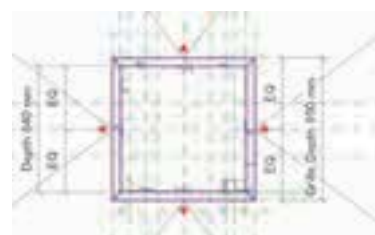
Installation information

Other information, such as symbols showing the airflow direction that are required for installation drawings, is built in and can be automatically reflected in 2D drawings. Installation drawings can be created easily.



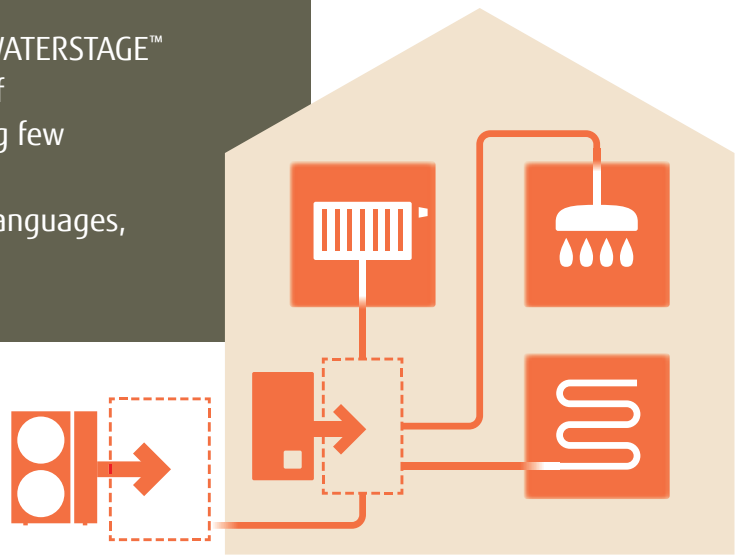
Product specifications & link information

Contains the basic information required for air conditioner design, including unit size, capacity, input power, noise, and airflow rate. These data can be procured from the Fujitsu General Website, Design Simulator, and Autodesk® Seek Website.



WATERSTAGE™ Support Tool

Fujitsu General's new software for the WATERSTAGE™ automatically provides a combination of WATERSTAGE™ equipments just by giving few parameters. The software is featured with multiple languages, and automatic update function.



WATERSTAGE™ Proposer



Model selection with detailed technical information

- The software automatically selects the equipments just by inputting some factors, like the region where the equipment is installed, required capacity to heat up the space, and a heating method.
- The transition in the equipment capacity at each outdoor temperature condition and/or when back up heater is under operation can be easily created by this software.



The visible images of the optional items enable the correct configuration of the systems. All of the associated optional items are automatically chosen in a case the application requires several devices of the WATERSTAGE™ equipments.



The entire system configuration can be reviewed and modified once the units are selected. And by seeing the images and the list of equipments at the same time, it avoids mistake in the selection of equipments.



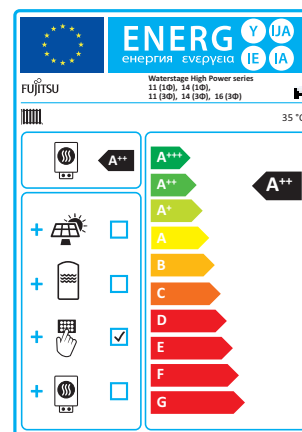
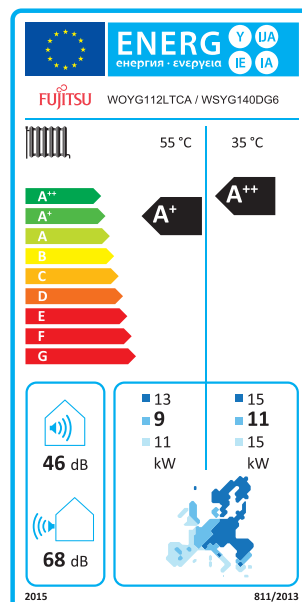
The software automatically provides graphs of monthly running cost, CO₂ emission volume, cost comparison against other heating sources, and other data to allow the users to see at a glance the financial benefit of choosing WATERSTAGE™ equipments.

WATERSTAGE™ Package label creator

Energy labels and Fiches can be downloaded from our homepage

You can find and download the ErP documents (energy labels, product fiches, pre-configured package labels, pre-configured package fiches, information sheets and EC Declaration) from our homepage.

In addition, we will provide an internet service to allow the various package labels and package fiches to be created easily by installers in the future.



Quick Service & Maintenance

If trouble should occur in a unit or system, abundant support tools such as trouble code display at the product, Service Tool that allows checking of the detailed status of the entire system, and remote monitoring tool that uses the internet, etc. support quick service and maintenance anywhere and at any time.



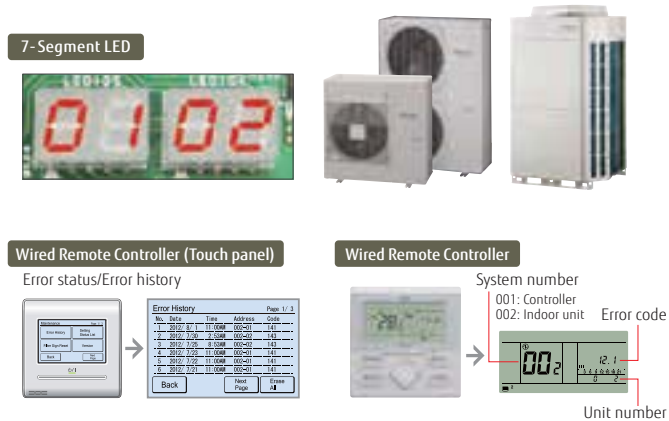
Easy maintenance & monitoring

Design for easy maintenance

The air conditioner operating status and trouble status of the detailed are displayed at the 7-segment of the outdoor unit PCB or on the remote controller screen.

The unit status can be checked rapidly and quick response is also possible.

- Operation mode status
- Discharge temperature/Pressure status
- Compressor operation indication
- Address/Type/Number of outdoor unit
- Error code.

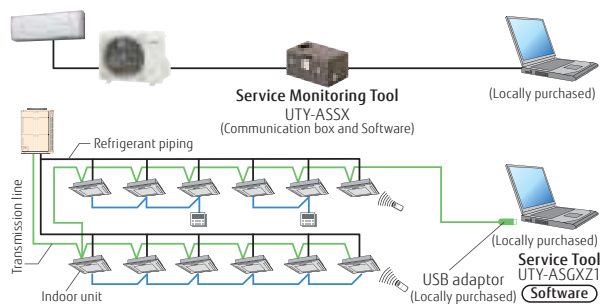


Error diagnosis by Service Tool

The unit status details from single split models to VRF system can be checked on PC screen by connecting Service Tool.

Quick countermeasures can be taken

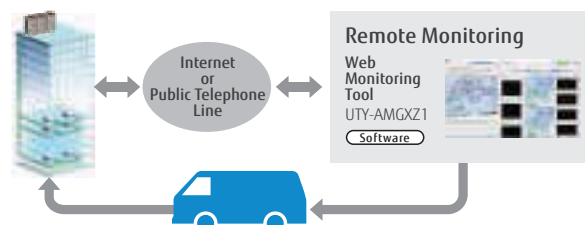
- Operation status/control
- Monitoring operating condition
- Monitoring sensor data
- Indication of trend graph
- Error history
- Indication of refrigerant circuit diagram (For VRF)



Remote monitoring

VRF system operating status and trouble status details can be constantly and remotely monitored over the Internet, etc.

Rapid cooperation with the service personnel are also possible.





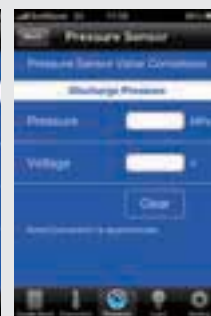
Mobile Troubleshooting Tool for iPhone & Android

We will release an App of troubleshooting tool for iPhone, iPod touch and other Apple products and Android products. This application is a troubleshooting tool for Fujitsu General air conditioner (RAC/PAC, VRF, ATW, FGLair, R32 calculation of allowable refrigerant capacity)

It helps you to check air conditioner condition. Error code check, Troubleshooting, and Sensor check are available.



Mobile Technician **FREE**




Service Monitoring Tool for Single Split, Multi Split & Air to Water



- Quick overview about temperature sensor readings and controlled parts like EEV, Fan, Compressor and so on.
- It is not easy to judge the point. So it would be better to delete it.
- Visualization of protection operation
- Helpful for intermittent troubleshooting
- Proof of normal operation for the customer during periodical maintenance.



Actual operating condition display



Graph display



Operation history display

	UTY-ASSX
Dimensions (H×W×D) (mm)	60 x 160 x 160
Weight (g)	500

Service Tool

Extensive monitoring and analysis functions for installation and maintenance

- Operation status can be checked and analyzed to detect even the smallest abnormalities
- Storage of data on system operation status on a PC allows access even from off site.
- Up to 400 indoor units (a single VRF network system) can be controlled and monitored for large scale buildings or hotels
- This software can be connected to any point of transmission line with USB adaptor (locally purchased)


* The saved data can be displayed offline. However, the data saved by the following model cannot be displayed.

- UTR-YSTB/UTR-YSTC (Service Tool)
- UTR-YMSA (Web Monitoring Tool)

Automatic operation check for refrigeration cycle


After product installation, operation check can be performed automatically. Self-diagnosis function automatically judges whether each sensor value is normal, so the operation check work can be reduced. The diagnosis can also be output as a report.





Whether each sensor value is normal is judged automatically.

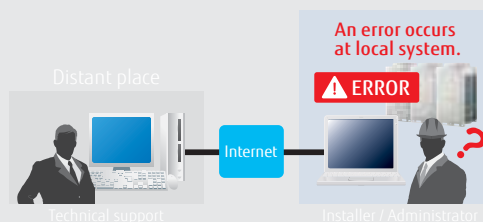
- ✓ Discharge temperature normal value **OK**
- ✓ Super heat volume normal value **OK**
- ✓ High pressure pipe normal value **OK**
- ✓ Low pressure pipe normal value **OK**
- ...etc.



[Note] Use only as a guide and judge for yourself finally.

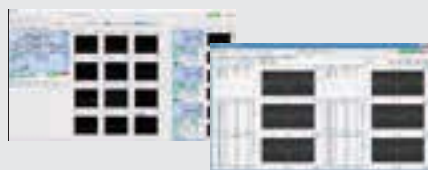
Remote technical support & maintenance

On-site check screen can be shared with the skilled person in a distant place. When visiting for troubleshooting on site, operation status can be shared in real time and get assistance easily. Online chat function helps to support on site staff.



Various trend graph display

Previously, only 3 kinds of each sensor value can be displayed. However, multiple graphs can be displayed in new Service Tool depending on the situation. The refrigeration cycle can be checked in detail.



Personal computer system requirements

UTY-ASGXZ1	
Operating system	<ul style="list-style-type: none"> • Microsoft® Windows® 7 Professional (32-bit or 64-bit) SP1 • Microsoft® Windows® 8.1 Pro (32-bit or 64-bit) • Microsoft® Windows® 10 Pro (32-bit or 64-bit)
CPU	1 GHz or higher
Memory	<ul style="list-style-type: none"> • 1 GB or more (for Windows® 7 [32-bit], Windows® 8.1 [32-bit], and Windows® 10 [32-bit]) • 2 GB or more (for Windows® 7 [64-bit], Windows® 8.1 [64-bit], and Windows® 10 [64-bit])
HDD	40 GB or more of free space
Display	1366 x 768 or higher resolution
Interface	<ul style="list-style-type: none"> • USB port for U10 USB Network Interface and Software protection key
Software	Internet Explorer® 11 or Microsoft Edge

<Packing list>

Name and shape	Quantity	Application
WHITE-USB-KEY (Software protection key)	1	Software protection key to be connected to USB port on the Service Tool-installed PC. These products run only on a PC with WibuKey.

- Personal computer that satisfies the following system requirements
- Echelon® U10 USB Network Interface – TP/FT-10 Channel (Model number: 75010R) (Required for each VRF Network.)

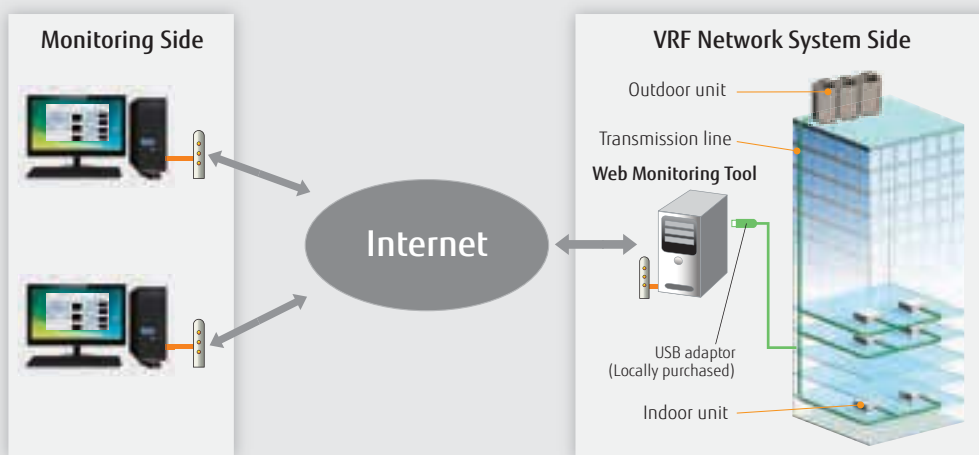
Web Monitoring Tool

Product features

- Troubleshooting is performed by monitoring each air conditioning unit remotely during periodical system checks.
- Error notification can be automatically transmitted to several locations using the internet*1.
- Requires either a dedicated internet connection or public telephone line.
- Determination of an error occurrence can be made through error warnings and equipment status information obtained from a remote location.
- The monitoring data in a remote side can be optionally downloaded. And, this data can be displayed in offline mode of the service tool.
- Monitoring side computer is not required to install special software, requires only general web browser.

*1: Use of internet mail system required.

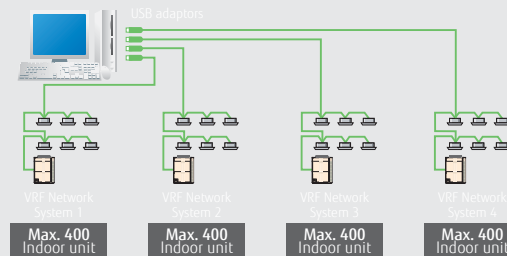
Web Monitoring System



Support 4 VRF network systems

USB adaptor (max. 4 adaptors per PC) permit, monitoring of up to 1,600 indoor units.

Suitable for large-scale buildings or hotels.



Personal computer system requirements

	UTY-AMGXZ1
Operating system	<ul style="list-style-type: none"> • Microsoft® Windows® 7 Professional (32-bit or 64-bit) SP1 • Microsoft® Windows® 8.1 Pro (32-bit or 64-bit) • Microsoft® Windows® 10 Pro (32-bit or 64-bit)
CPU	1 GHz or higher
Memory	<ul style="list-style-type: none"> • 1 GB or more (for Windows® 7 [32-bit], Windows® 8.1 [32-bit], and Windows® 10 [32-bit]) • 2 GB or more (for Windows® 7 [64-bit], Windows® 8.1 [64-bit], and Windows® 10 [64-bit])
HDD	40 GB or more of free space
Display	1366 x 768 or higher resolution
Interface	<ul style="list-style-type: none"> • USB port (for 10 USB Network Interface Max.4, Software protection key) • Either of the following interface is required for remote connection: <ul style="list-style-type: none"> - Public Telephone Line: Modem is required - Internet using LAN: Ethernet port is required
Software	Internet Explorer® 11 or Microsoft Edge

<Packing list>

Name and shape	Quantity	Application
WHITE-USB-KEY (Software protection key)	1	Software protection key to be connected to USB port on the Service Tool-installed PC. These products run only on a PC with WibuKey.

- Personal computer that satisfies the following system requirements
- Echelon® U10 USB Network Interface – TP/FT-10 Channel (Model number: 75010R) (Required for each VRF Network.))

Notice for specifications

I.U. = Indoor Unit O.U. = Outdoor Unit Qu = Quiet * = Not decided yet

- Specifications and design are subject to change without notice for future improvement.
- For further details, please check with our authorised dealer.
- Cooling/Heating capacities are based on the following conditions.

Cooling	Indoor temp. : 27°C DB/19°C WB Outdoor temp.: 35°C DB/24°C WB	Heating	Indoor temp. : 20°C DB Outdoor temp.: 7°C DB/6°C WB
---------	--	---------	--

- Performance test is in accordance with EN14511
- Seasonal efficiency test is in accordance with EN14825
- Sound power test is in accordance with EN12102



Fujitsu General (Thailand) Co., Ltd.




ISO 9001 Certified number: 01 100 075229
ISO 14001 Certified number: 01 104 9245

Fujitsu General (Shanghai) Co., Ltd.



ISO 9001 Certified number: 01 100 79269
ISO 14001 Certified number: CNB312244-UK

Fujitsu General Central Air-conditioner (Wuxi) Co., Ltd.



ISO 9001 Certified number: 15917020073R5M
ISO 14001 Certified number: 15918E20021R5M

- The products or equipments in this catalogue contain fluorinated greenhouse gases.
- **AIRSTAGE** and **WATERSTAGE** are worldwide trademarks of FUJITSU GENERAL LIMITED and are registered trademarks in Japan and other countries or areas.
- **nocria** is a worldwide trademark of FUJITSU GENERAL LIMITED.
- **FLair** is a worldwide trademark of FUJITSU GENERAL LIMITED.
- **DUAL BLASTER & device** is a worldwide trademark of FUJITSU GENERAL LIMITED and is a registered trademark in Japan and other countries or areas.
- iPhone and iPad are trademarks of Apple Inc., registered in the U.S. and other countries.
- **BACnet** is a trademark or registered trademark of the American Society of Heating, Refrigerating and Air-Conditioning Engineers, Inc.
- **MODBUS** is a registered trademark of Schneider Electric.
- **LONWORKS** and Echelon are trademarks of Echelon Corporation registered in the United states and other countries.
- Other company and product names mentioned herein may be registered trademarks, trademarks or trade names of their respective owners.

Distributed by:

FUJITSU GENERAL LIMITED

3-3-17, Suenaga, Takatsu-ku, Kawasaki 213-8502, Japan
<https://www.fujitsu-general.com/>

